

**POTTSTOWN POLICE DEPARTMENT
MEMORANDUM**

DATE: March 20, 2013
TO: BOROUGH COUNCIL
FROM: Chuck Bleile
Department Administrative Manager
REF: Monthly Report for February 2013

During February 2013 the Pottstown Police Department answered 1,440 calls for service. Of these calls 1,431 occurred in the Borough.

During the month we averaged 51.43 calls per day or 25.71 calls per 12 hour shift. For the year we have answered 3,086 calls. The daily average for the year is 52.31 calls per day or 26.15 calls per 12 hour shift.

During February 2012 we answered 1,418 calls. We answered 22 more calls this month than last February. This is an increase of 1.55% from last year. For the year we have answered 44 fewer calls than this time in 2012. This is a decrease of 1.41%.

Cc Borough Manager
Assistant Borough Manager
Mayor
Capt
Chief
All Personnel

MONTHLY REPORT TO COUNCIL
POLICE ACTIVITY BY WARD

FEB 2013

TYPE OF CALL ANSWERED		WARD							BORO
CODE	ACTIVITY	1	2	3	4	5	6	7	TOTAL
0100	MURDER -MANSLAUGHTER	0	0	0	0	0	0	0	0
0200	FORCIBLE RAPE	0	1	0	0	0	0	0	1
0300	ROBBERY	0	0	1	0	0	1	0	2
0400	AGGRAVATED ASSAULT	1	1	0	0	1	0	0	3
0500	BURGLARY	3	1	0	6	5	0	1	16
0600	THEFT	8	8	7	5	2	1	0	31
0700	MOTOR VEHICLE THEFT	0	1	1	0	0	0	1	3
0450	ASSAULTS OTHER	3	2	0	3	3	1	2	14
0900	ARSON	0	1	0	0	0	0	0	1
1100	FRAUD	3	2	5	3	0	0	0	13
1300	REC STOLEN PROPERTY	0	1	0	0	0	0	0	1
1410	CRIMINAL MISCHIEF VEHICLES	3	4	1	2	3	2	0	15
1420	CRIMINAL MISCHIEF BUILDINGS	1	0	1	2	1	0	0	5
1440	CRIMINAL MISCHIEF ALL OTHERS	0	1	0	1	0	1	0	3
1500	WEAPONS VIOLATIONS	0	0	1	0	2	0	1	4
1600	PROSTITUTION	0	1	0	0	0	0	0	1
1700	SEX OFFENSES	0	0	1	0	0	0	0	1
1800	NARCOTICS VIOLATIONS	4	1	3	3	2	3	2	18
2000	OFFENSES AGAINST FAMILY	0	1	1	0	0	0	0	2
2100	DUI	0	0	2	0	0	2	1	5
2200	LIQUOR LAW VIOLATIONS	0	0	1	0	0	1	0	2
2300	PUBLIC DRUNKENESS	3	11	2	1	0	0	0	17
2400	DISORDERLY CONDUCT	2	0	2	3	3	1	0	11
2450	HARASSMENT	9	7	6	2	8	3	0	35
2600	ALL OTHER VIOLATIONS	6	4	5	1	3	2	2	23
2691	OPEN CONTAINER VIOLATIONS	0	0	0	0	0	0	0	0
2800	CURFEW VIOLATIONS	0	0	0	0	1	0	0	1
2900	RUNAWAYS	1	0	2	1	0	0	0	4
3600	DOMESTIC DISTURBANCES	17	8	10	3	5	2	5	50
3610	OTHER DISTURBANCES	28	18	19	5	10	23	1	104
3810	FALSE ALARMS	8	5	16	2	5	5	7	48
3900	TRAFFIC AND PARKING PROBLEMS	12	14	27	5	5	8	10	81
6001	HIT AND RUN INJURY	0	0	1	0	0	0	1	2
6002	DEATH	0	0	0	0	0	0	0	0
6004	PROPERTY DAMAGE	1	0	1	0	0	1	0	3
6005	HIT AND RUN	3	1	6	6	2	1	0	19
6006	INJURY	1	1	2	0	0	0	0	4
6007	PEDESTRIAN	0	0	0	0	1	0	0	1
6008	NONINJURY	4	5	17	2	1	3	3	35
6010	OTHERS	0	0	0	0	0	0	0	0
6602	ABANDONED VEHICLES	5	1	3	0	1	1	3	14
8000	WARRANTS SERVED	3	2	2	0	0	2	1	10
MISC	ALL OTHER CALLS	125	302	167	57	45	87	45	828
	TOTAL	254	405	313	113	109	151	86	1431
	TOTAL 2012	274	406	283	107	103	148	82	1403
	INCREASE OR DECREASE FROM 2012	-20	-1	30	6	6	3	4	28
	PERCENT INCREASE OR DECREASE	-7%	-0%	11%	6%	6%	2%	5%	2%
TRAFFIC CITATIONS									
	SPEEDING	2	0	0	0	0	0	0	2
	ALL OTHER MOVING VIOLATIONS	46	56	33	7	11	11	15	179

MONTHLY REPORT TO COUNCIL
POLICE ACTIVITY BY WARD

FEB 2013

TYPE OF CALL ANSWERED		WARD						BORO	TOTAL
CODE	ACTIVITY	1	2	3	4	5	6	7	TOTAL
0100	MURDER -MANSLAUGHTER	0	0	0	0	0	0	0	0
0200	FORCIBLE RAPE	0	1	0	0	0	0	0	1
0300	ROBBERY	0	0	1	0	0	1	0	2
0400	AGGRAVATED ASSAULT	1	1	0	0	1	0	0	3
0500	BURGLARY	3	1	0	6	5	0	1	16
0600	THEFT	8	8	7	5	2	1	0	31
0700	MOTOR VEHICLE THEFT	0	1	1	0	0	0	1	3
0450	ASSAULTS OTHER	3	2	0	3	3	1	2	14
0900	ARSON	0	1	0	0	0	0	0	1
1100	FRAUD	3	2	5	3	0	0	0	13
1300	REC STOLEN PROPERTY	0	1	0	0	0	0	0	1
1410	CRIMINAL MISCHIEF VEHICLES	3	4	1	2	3	2	0	15
1420	CRIMINAL MISCHIEF BUILDINGS	1	0	1	2	1	0	0	5
1440	CRIMINAL MISCHIEF ALL OTHERS	0	1	0	1	0	1	0	3
1500	WEAPONS VIOLATIONS	0	0	1	0	2	0	1	4
1600	PROSTITUTION	0	1	0	0	0	0	0	1
1700	SEX OFFENSES	0	0	1	0	0	0	0	1
1800	NARCOTICS VIOLATIONS	4	1	3	3	2	3	2	18
2000	OFFENSES AGAINST FAMILY	0	1	1	0	0	0	0	2
2100	DUI	0	0	2	0	0	2	1	5
2200	LIQUOR LAW VIOLATIONS	0	0	1	0	0	1	0	2
2300	PUBLIC DRUNKENESS	3	11	2	1	0	0	0	17
2400	DISORDERLY CONDUCT	2	0	2	3	3	1	0	11
2450	HARASSMENT	9	7	6	2	8	3	0	35
2600	ALL OTHER VIOLATIONS	6	4	5	1	3	2	2	23
2691	OPEN CONTAINER VIOLATIONS	0	0	0	0	0	0	0	0
2800	CURFEW VIOLATIONS	0	0	0	0	1	0	0	1
2900	RUNAWAYS	1	0	2	1	0	0	0	4
3600	DOMESTIC DISTURBANCES	17	8	10	3	5	2	5	50
3610	OTHER DISTURBANCES	28	18	19	5	10	23	1	104
3810	FALSE ALARMS	8	5	16	2	5	5	7	48
3900	TRAFFIC AND PARKING PROBLEMS	12	14	27	5	5	8	10	81
6001	HIT AND RUN INJURY	0	0	1	0	0	0	1	2
6002	DEATH	0	0	0	0	0	0	0	0
6004	PROPERTY DAMAGE	1	0	1	0	0	1	0	3
6005	HIT AND RUN	3	1	6	6	2	1	0	19
6006	INJURY	1	1	2	0	0	0	0	4
6007	PEDESTRIAN	0	0	0	0	1	0	0	1
6008	NONINJURY	4	5	17	2	1	3	3	35
6010	OTHERS	0	0	0	0	0	0	0	0
6602	ABANDONED VEHICLES	5	1	3	0	1	1	3	14
8000	WARRANTS SERVED	3	2	2	0	0	2	1	10
MISC	ALL OTHER CALLS	125	302	167	57	45	87	45	828
	TOTAL	254	405	313	113	109	151	86	1431
	TOTAL 2012	274	406	283	107	103	148	82	1403
	INCREASE OR DECREASE FROM 2012	-20	-1	30	6	6	3	4	28
	PERCENT INCREASE OR DECREASE	-7%	-0%	11%	6%	6%	2%	5%	2%
TRAFFIC CITATIONS									
	SPEEDING	2	0	0	0	0	0	0	2
	ALL OTHER MOVING VIOLATIONS	46	56	33	7	11	11	15	179

MONTHLY REPORT TO COUNCIL
POLICE ACTIVITY BY WARD

FEB 2013

TYPE OF CALL ANSWERED		WARD						BORO	TOTAL
CODE	ACTIVITY	1	2	3	4	5	6	7	TOTAL
0100	MURDER -MANSLAUGHTER	0	0	0	0	0	0	0	0
0200	FORCIBLE RAPE	0	1	0	0	0	0	0	1
0300	ROBBERY	0	0	1	0	0	1	0	2
0400	AGGRAVATED ASSAULT	1	1	0	0	1	0	0	3
0500	BURGLARY	3	1	0	6	5	0	1	16
0600	THEFT	8	8	7	5	2	1	0	31
0700	MOTOR VEHICLE THEFT	0	1	1	0	0	0	1	3
0450	ASSAULTS OTHER	3	2	0	3	3	1	2	14
0900	ARSON	0	1	0	0	0	0	0	1
1100	FRAUD	3	2	5	3	0	0	0	13
1300	REC STOLEN PROPERTY	0	1	0	0	0	0	0	1
1410	CRIMINAL MISCHIEF VEHICLES	3	4	1	2	3	2	0	15
1420	CRIMINAL MISCHIEF BUILDINGS	1	0	1	2	1	0	0	5
1440	CRIMINAL MISCHIEF ALL OTHERS	0	1	0	1	0	1	0	3
1500	WEAPONS VIOLATIONS	0	0	1	0	2	0	1	4
1600	PROSTITUTION	0	1	0	0	0	0	0	1
1700	SEX OFFENSES	0	0	1	0	0	0	0	1
1800	NARCOTICS VIOLATIONS	4	1	3	3	2	3	2	18
2000	OFFENSES AGAINST FAMILY	0	1	1	0	0	0	0	2
2100	DUI	0	0	2	0	0	2	1	5
2200	LIQUOR LAW VIOLATIONS	0	0	1	0	0	1	0	2
2300	PUBLIC DRUNKENESS	3	11	2	1	0	0	0	17
2400	DISORDERLY CONDUCT	2	0	2	3	3	1	0	11
2450	HARASSMENT	9	7	6	2	8	3	0	35
2600	ALL OTHER VIOLATIONS	6	4	5	1	3	2	2	23
2691	OPEN CONTAINER VIOLATIONS	0	0	0	0	0	0	0	0
2800	CURFEW VIOLATIONS	0	0	0	0	1	0	0	1
2900	RUNAWAYS	1	0	2	1	0	0	0	4
3600	DOMESTIC DISTURBANCES	17	8	10	3	5	2	5	50
3610	OTHER DISTURBANCES	28	18	19	5	10	23	1	104
3810	FALSE ALARMS	8	5	16	2	5	5	7	48
3900	TRAFFIC AND PARKING PROBLEMS	12	14	27	5	5	8	10	81
6001	HIT AND RUN INJURY	0	0	1	0	0	0	1	2
6002	DEATH	0	0	0	0	0	0	0	0
6004	PROPERTY DAMAGE	1	0	1	0	0	1	0	3
6005	HIT AND RUN	3	1	6	6	2	1	0	19
6006	INJURY	1	1	2	0	0	0	0	4
6007	PEDESTRIAN	0	0	0	0	1	0	0	1
6008	NONINJURY	4	5	17	2	1	3	3	35
6010	OTHERS	0	0	0	0	0	0	0	0
6602	ABANDONED VEHICLES	5	1	3	0	1	1	3	14
8000	WARRANTS SERVED	3	2	2	0	0	2	1	10
MISC	ALL OTHER CALLS	125	302	167	57	45	87	45	828
	TOTAL	254	405	313	113	109	151	86	1431
	TOTAL 2012	274	406	283	107	103	148	82	1403
	INCREASE OR DECREASE FROM 2012	-20	-1	30	6	6	3	4	28
	PERCENT INCREASE OR DECREASE	-7%	-0%	11%	6%	6%	2%	5%	2%
TRAFFIC CITATIONS									
	SPEEDING	2	0	0	0	0	0	0	2
	ALL OTHER MOVING VIOLATIONS	46	56	33	7	11	11	15	179

Calls for Service - by UCR Code



Incidents Reported Between 02/01/2013 and 02/28/2013

All Municipalities

Code	Description	Primary Count	Secondary UCR Count		
			Code 2	Code 3	Code 4
0293	FORCIBLE FONDLING	1			
0314	ARMED - FIREARM - GAS SERVICE STATION	1			
0341	STRONG ARM - HIGHWAY	1			
0420	ASSAULT - KNIFE OR CUTTING INST	1			
0440	ASSAULT - ATROCIOUS- HANDS,FISTS,FEET	2			
0450	OTHER ASSAULTS - NOT AGGRAVATED	14			
0511	BURGLARY-FORCED ENTRY-RESIDENCE-NIGHT	3			
0512	BURGLARY-FORCED ENTRY-RESIDENCE-DAY	3			
0513	BURGLARY-FORCED ENTRY-RESIDNTL-TIME UNKN	3			
0514	BURGLARY-FORCE ENTRY-NON-RESID-NIGHT	2			
0521	UNLAWFUL ENTRY-NO FORCE-RESIDENCE-NIGHT	1			
0522	UNLAWFUL ENTRY-NO FORCE-RESIDENCE-DAY	2			
0523	UNLAWFUL ENTRY-NO FORCE-RESIDENCE-UNK.	1			
0531	ATTEMPT FORCIBLE ENTRY-RESIDENCE-NIGHT	1			
0613	THEFT-\$200 & OVER-RETAIL THEFT	2			
0614	THEFT-\$200 & OVER-FROM AUTO (EXCPT 0615)	3			
0616	THEFT-\$200 & OVER-BICYCLES	1			
0617	THEFT-\$200 & OVER-FROM BUILDINGS	8			
0619	THEFT-\$200 & OVER-ALL OTHER	1			
0623	THEFT-\$50 TO \$200-RETAIL THEFT	1			
0624	THEFT-\$50 TO \$200-FROM AUTO (EXCPT 0625)	1			
0626	THEFT-\$50 TO \$200-BICYCLES	2			
0627	THEFT-\$50 TO \$200-FROM BUILDINGS	1			
0629	THEFT-\$50 TO \$200-ALL OTHER	2			
0631	THEFT-UNDER \$50-POCKET PICKING	1			
0633	THEFT-UNDER \$50-RETAIL THEFT	2			
0634	THEFT-UNDER \$50-FROM AUTO (EXCEPT 0635)	2			
0636	THEFT - UNDER \$50 - BICYCLES	1			
0639	THEFT-UNDER \$50-ALL OTHER	1			
0643	THEFT-ATTEMPTED-RETAIL THEFT	1			
0649	THEFT-ATTEMPTED-ALL OTHER	1			
0712	M.V. THEFT - STREET - RESIDENTIAL AREA	1			
0713	M.V. THEFT - AUTOS - DRIVEWAY	1			
0732	M.V.THEFT-OTHER VEHICLES-ST.-RESIDENTIAL	1			
0925	ARSON-INCENDIARY DEVICE-PUBLIC BUILDING	1			
1026	COUNTERFEITING - USING	1			
1100	FRAUD	9			
1120	FRAUD - CREDIT CARDS	2			
1191	WELFARE FRAUD	1			
1300	STOLEN PROPERTY-RECEIVING,POSSESSING,ETC	1			
1410	CRIMINAL MISCHIEF TO AUTOMOBILES	15			
1420	CRIMINAL MISCHIEF TO PRIVATE BUILDINGS	5			
1430	CRIMINAL MISCHIEF - PUBLIC BUILDINGS	1			
1440	CRIMINAL MISCHIEF - ALL OTHER	2			
1531	WEAPONS - POSSESSION - FIREARMS	1			
1532	WEAPONS - POSSESSION - KNIFE	3			
1610	PROSTITUTION	1			
1792	STATUTORY RAPE	1			

Calls for Service - by UCR Code



Incidents Reported Between 02/01/2013 and 02/28/2013

All Municipalities

Code	Description	Primary Count	Secondary UCR Count		
			Code 2	Code 3	Code 4
1811	NARCOTICS-SALE-MORPHINE,HEROIN,COCAINE	0	2		
1831	NARCOTICS-POSSESSION-MORP,HERION,COCAINE	5			
1832	NARCOTICS-POSSESSION-MARIJUANA,ETC.	9			
1834	NARCOTICS-POSSESSION-OTHER DANGEROUS	4	1		
2000	OFFENSES AGAINST FAMILY & CHILDREN	1			
2020	OFFENSES AGAINST FAMILY-CHILD ABUSE	1			
2110	DRIVING UNDER THE INFLUENCE-LIQUOR/DRUGS	4	3		
2112	DRIVE UNDER INFLUENCE-ALCOHOL-IMPAIRED	1			
2211	LIQUOR LAW-UNDERAGE-PURCH,CONSMP,POSSES	1			
2241	LIQUOR LAWS - OTHER - ADULT	1			
2300	PUBLIC DRUNKENNESS	17	1		
2400	DISORDERLY CONDUCT	7	2		
2410	HARASSMENT BY COMMUNICATION	10			
2430	DISORDERLY CONDUCT - DRUGS	2	1		
2440	DISORDERLY CONDUCT-DISTURBING THE PEACE	1			
2450	HARASSMENT	25			
2460	DISORDERLY CONDUCT-OBSCENE LANGUAGE	1			
2600	ALL OTHER CRIMES CODE VIOLATIONS	5	1		
2632	ALL OTHER OFFENSES - LITTERING	2			
2639	ALL OTHERS - ILLEGAL DUMPING	11			
2640	ALL OTHER ORDINANCE VIOLATIONS	1			
2660	ALL OTHER OFFENSES - TRESPASSING	4			
2811	CURFEW LAW (JUVENILE) - MALE	1			
2900	LOST/MISSING PERSONS	2			
2910	LOST/MISSING PROPERTY	3			
2990	RUNAWAYS - (JUVENILE) - REPORTS	4			
3000	FOUND/RECOVERED PROPERTY	23			
3320	DOA	3			
3400	MENTAL HEALTH	30			
3500	SUSPICIOUS PERSONS,AUTOS,CIRCUMSTANCES	105			
3600	DISTURBANCES-DOMESTIC	50	7	2	
3610	DISTURBANCES-JUVENILE	4			
3620	DISTURBANCES-OTHER (FIGHTS,DISPUTES,ETC)	91			
3630	LOUD MUSIC DISTURBANCE	7			
3640	ANIMAL COMPLAINTS-BARKING DOGS(FOUNDED)	2			
3800	SERVICE CALL-MISCELLANEOUS	79			
3810	SERVICE CALL-ALARMS-UNFOUNDED-EXCPT FIRE	48			
3820	SERVICE CALL-ASSIST MOTORIST/DISABLE VEH	1			
3840	FIRES (INCLUDING ALARMS-FOUNDED/UNFOUND)	6			
3870	MEDICAL EMERGENCY	26	1		
3900	TRAFFIC & PARKING PROBLEMS	81	1		
4014	NON-CRIMINAL-INVESTIGATE OPEN DOOR,ETC.	12			
4024	NON-CRIMINAL - WATER LEAKS,MAINS, ETC.	2			
4027	911 HANGUPS-UNFOUNDED	23			
4028	NON-CRIMINAL-OTHER INVESTIGATIONS	45			
4029	GUNSHOTS	3			
5008	LOST & FOUND - LOST ARTICLES	3			
5100	JUVENILE	20			

Calls for Service - by UCR Code




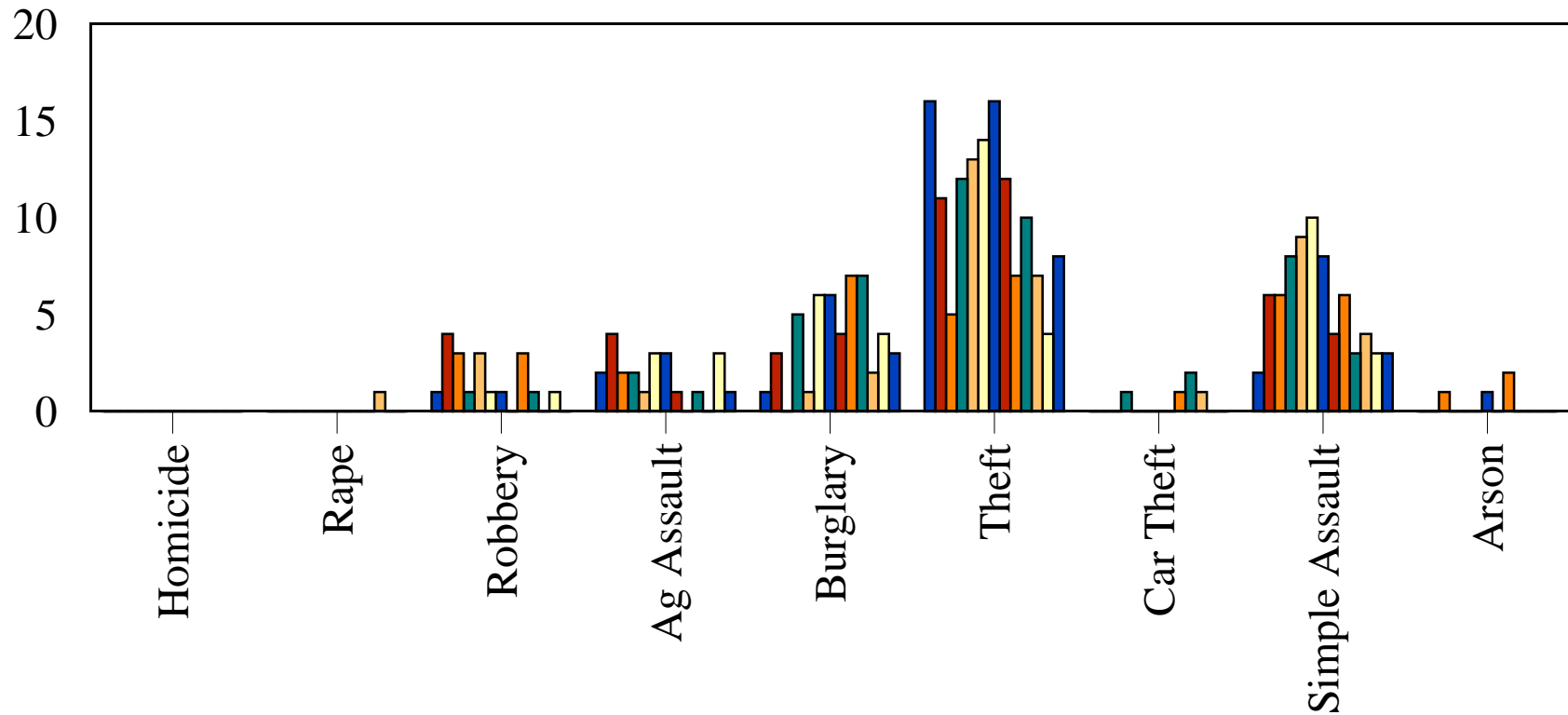
Incidents Reported Between 02/01/2013 and 02/28/2013

All Municipalities

Code	Description	Primary Count	Secondary UCR Count		
			Code 2	Code 3	Code 4
5105	INFORMATION	5			
5504	ANIMAL COMPLAINTS - DOG BITES	2			
5506	ANIMAL COMPLAINTS - STRAY ANIMALS	24			
5508	ANIMAL COMPLAINTS - OTHER ANIMAL BITES	1			
5510	ANIMAL COMPLAINTS - OTHER	6			
5590	ANIMAL COMPLAINTS - REPORTS	2			
6001	TRAFFIC ACCIDENT-HIT AND RUN-INJURY	2			
6004	TRAFFIC ACC. INVOLVING PROPERTY DAMAGE	3			
6005	TRAFFIC ACCIDENT- HIT AND RUN	19			
6006	TRAFFIC ACCIDENT INVOLVING INJURY	4			
6007	TRAFFIC ACCIDENT-PEDESTRIAN	1			
6008	ACCIDENT INVOLVING NONINJURY	35			
6350	TRAFFIC ENFORCEMENT-PATROL	22			
6602	TRAFFIC RELATED -IMPOUNDED,ABANDON M.V.	14			
6604	TRAFFIC RELATED-ASSIST AT ACCIDENTS	1			
6605	TRAFFIC RELATED-UNFOUND ACCIDENT	1			
6607	TRAFFIC RELATED-SCHOOL CROSSING	3			
6610	TRAFFIC RELATED - MOTORIST AID	5			
6613	TRAFFIC RELATED-SEIZED REG OR LICENSE	4			
7002	BUILDING CHECKS - OFFICER INITIATED	128			
7003	BUILDING CHECK BUSINESS	11			
7005	LIBRARY CHECK	3			
7006	PUBLIC SERVICES - LOCK OUT	2			
7502	ASSIST OTHER AGENCIES - FIRE DEPT.	33			
7504	ASSIST OTHER AGENCIES - OTHER POLICE	63			
7506	ASSISTING OTHER AGENCIES - ALL OTHERS	18			
7508	ASSIST POTTSTOWN POLICE	25			
7510	LIVE SCAN	18			
8010	WARRANTS - LOCAL - CRIMINAL	1	1		
8014	WARRANTS - LOCAL - OTHER WARRANTS	1			
8110	WARRANTS - MONTGMERY COUNTY BENCH	6			
8114	WARRANTS - OTHER AUTHORITY-OTHER WARRANT	2			
8504	DEPARTMENTAL SERVICES - JAIL DUTY	56			
9100	CARD STRUCK WHEN NOT NEEDED	17			
CITT	TRAFFIC CITATION	645			
XXXX	*Restricted	1			
Total Calls		2,085			

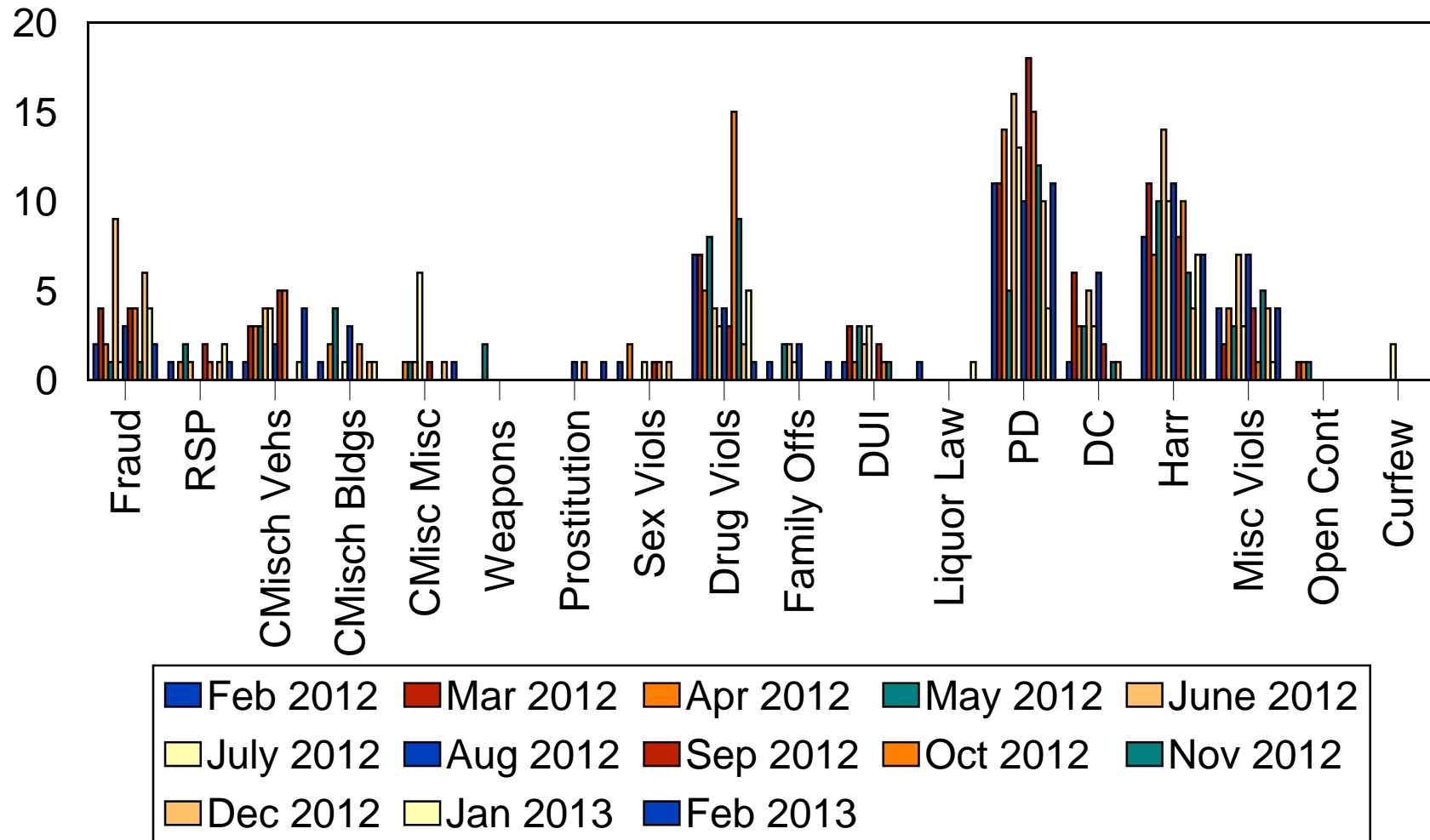
Ward 1

Part 1 Crimes - 12 Month Comparison



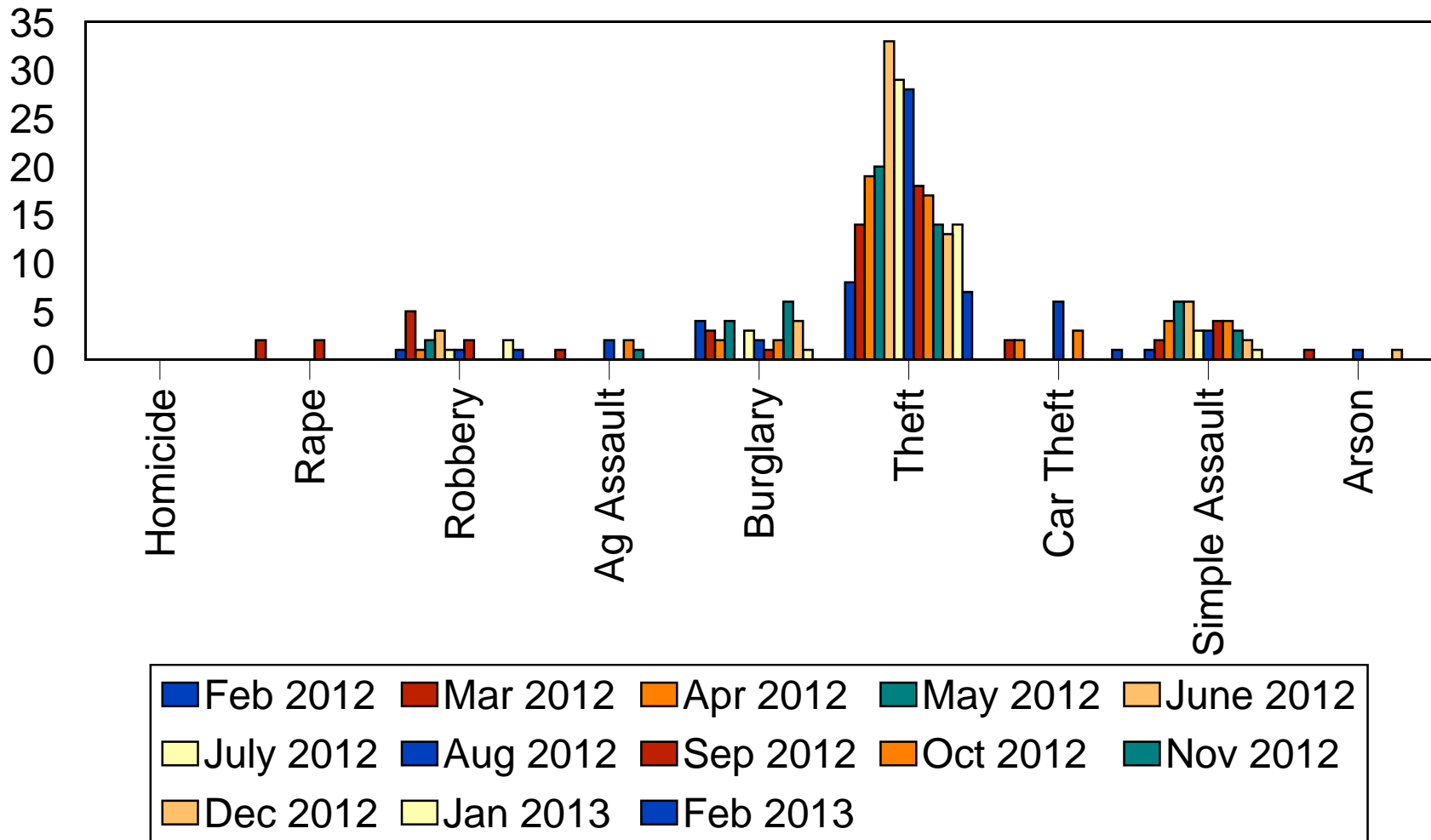
Ward 2

Part 2 Crimes - 12 Month Comparison



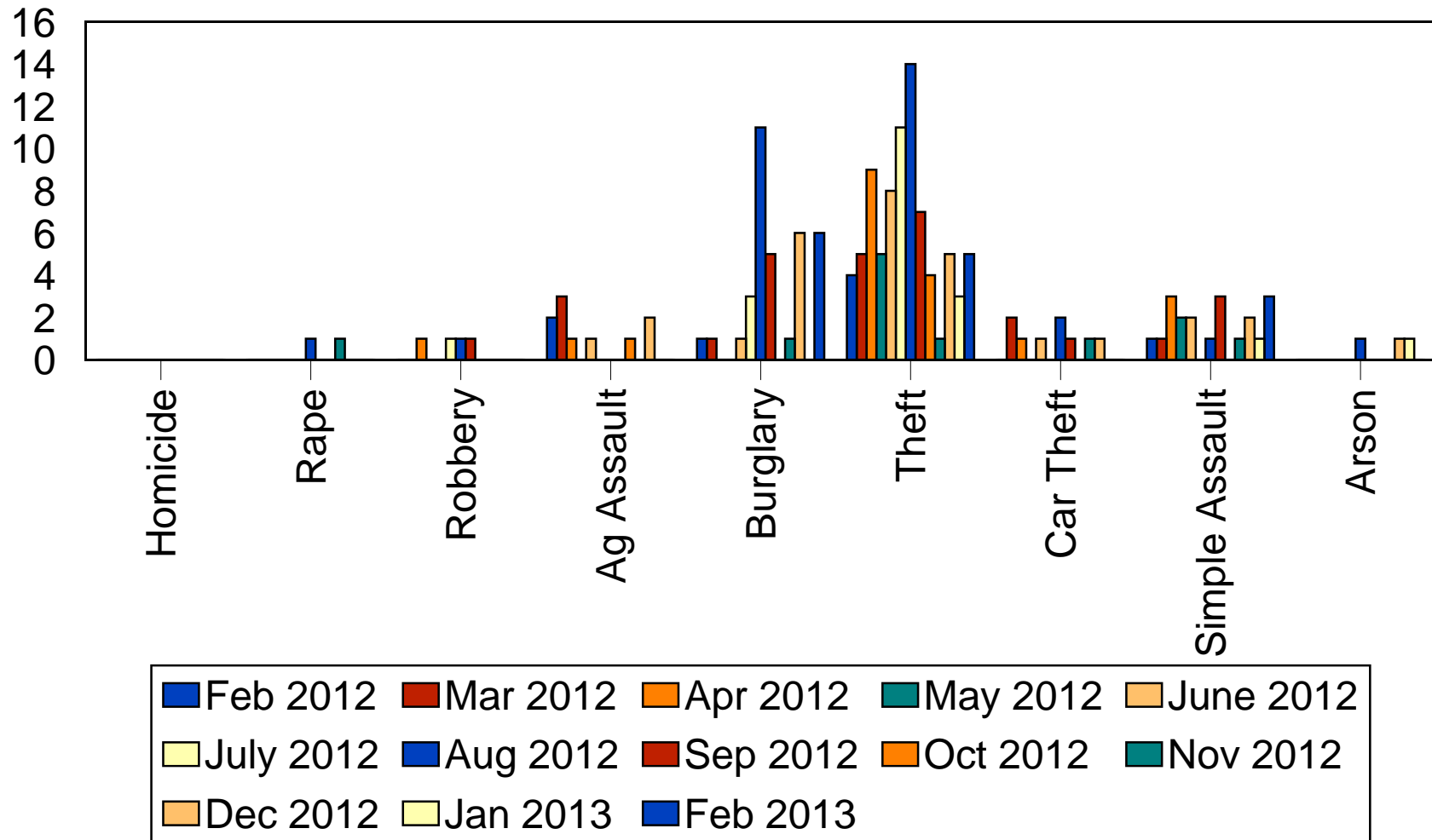
Ward 3

Part 1 Crimes - 12 Month Comparison



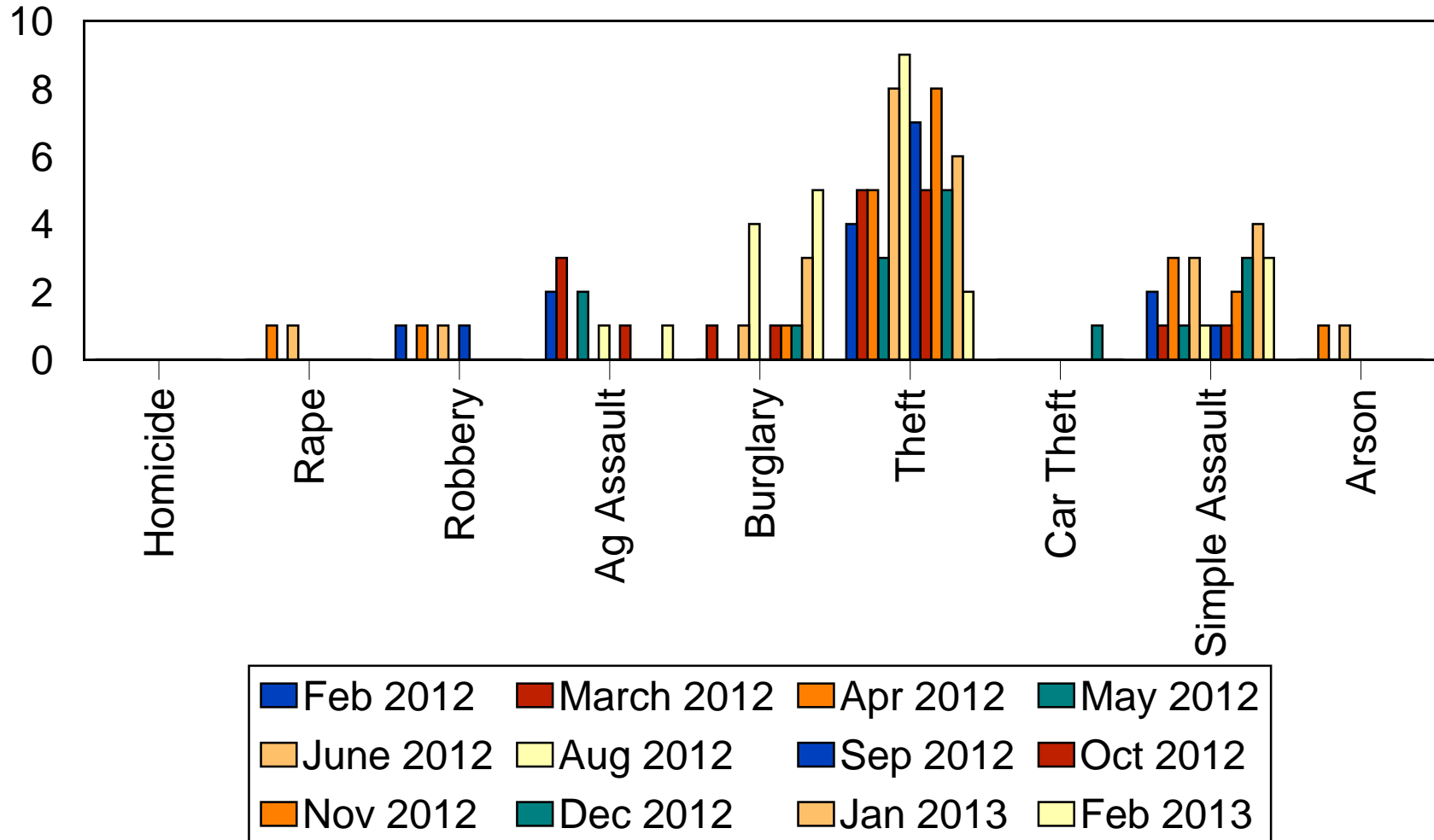
Ward 4

Part 1 Crimes - 12 Month Comparison



Ward 5

Part 1 Crimes - 12 Month Comparison



Ward 6

Part 1 Crimes - 12 Month Comparison

