

**POTTSTOWN POLICE DEPARTMENT
MEMORANDUM**

DATE: February 26, 2013
TO: BOROUGH COUNCIL
FROM: Chuck Bleile
Department Administrative Manager
REF: Monthly Report for January 2013

During January 2013 the Pottstown Police Department answered 1,646 calls for service. Of these calls 1,634 occurred in the Borough.

During the month we averaged 53.10 calls per day or 26.55 calls per 12 hour shift. For the year we have answered 1,646 calls. The daily average for the year is 53.10 calls per day or 26.55 calls per 12 hour shift.

During January 2012 we answered 1,712 calls. We answered 66 fewer calls this month than last January. This is a decrease of 3.86% from last year. For the year we have answered 66 fewer calls than this time in 2011. This is an decrease of 3.86%.

Cc Borough Manager
Assistant Borough Manager
Mayor
Capt
Chief
All Personnel

MONTHLY REPORT TO COUNCIL
POLICE ACTIVITY BY WARD

JAN 2012

TYPE OF CALL ANSWERED		WARD						BORO	
CODE	ACTIVITY	1	2	3	4	5	6	7	TOTAL
0100	MURDER -MANSLAUGHTER	0	0	0	0	0	0	0	0
0200	FORCIBLE RAPE	0	0	0	0	0	0	0	0
0300	ROBBERY	1	2	2	0	0	1	0	6
0400	AGGRAVATED ASSAULT	3	1	0	0	0	0	0	4
0500	BURGLARY	4	6	1	0	3	2	0	16
0600	THEFT	4	10	14	3	6	7	2	46
0700	MOTOR VEHICLE THEFT	0	0	0	0	0	2	0	2
0450	ASSAULTS OTHER	3	2	1	1	4	0	0	11
0900	ARSON	0	0	0	1	0	0	0	1
1100	FRAUD	4	4	4	7	0	0	1	20
1300	REC STOLEN PROPERTY	0	2	0	0	0	0	0	2
1410	CRIMINAL MISCHIEF VEHICLES	2	1	1	1	2	1	2	10
1420	CRIMINAL MISCHIEF BUILDINGS	0	1	2	1	1	1	1	7
1440	CRIMINAL MISCHIEF ALL OTHERS	0	0	1	1	0	0	2	4
1500	WEAPONS VIOLATIONS	0	0	0	0	0	0	0	0
1600	PROSTITUTION	0	0	0	0	0	0	0	0
1700	SEX OFFENSES	0	0	0	1	0	0	0	1
1800	NARCOTICS VIOLATIONS	5	5	4	2	2	2	0	20
2000	OFFENSES AGAINST FAMILY	0	0	3	0	1	0	1	5
2100	DUI	1	0	1	0	1	0	2	5
2200	LIQUOR LAW VIOLATIONS	0	1	0	0	0	0	0	1
2300	PUBLIC DRUNKENESS	4	4	4	0	0	4	0	16
2400	DISORDERLY CONDUCT	1	0	4	1	1	1	0	8
2450	HARASSMENT	8	7	3	3	2	3	2	28
2600	ALL OTHER VIOLATIONS	8	1	4	2	1	2	2	20
2691	OPEN CONTAINER VIOLATIONS	0	0	0	0	0	0	0	0
2800	CURFEW VIOLATIONS	0	0	0	0	0	0	0	0
2900	RUNAWAYS	0	3	1	0	1	1	0	6
3600	DOMESTIC DISTURBANCES	18	23	11	4	6	8	3	73
3610	OTHER DISTURBANCES	40	19	20	9	10	21	5	124
3810	FALSE ALARMS	4	3	16	4	9	6	16	58
3900	TRAFFIC AND PARKING PROBLEMS	4	10	12	15	5	12	6	64
6001	HIT AND RUN INJURY	0	0	1	0	0	0	0	1
6002	DEATH	0	0	0	0	0	0	0	0
6004	PROPERTY DAMAGE	2	1	0	0	0	0	0	3
6005	HIT AND RUN	3	3	2	4	1	4	1	18
6006	INJURY	2	0	1	2	0	1	2	8
6007	PEDESTRIAN	1	0	0	0	0	0	0	1
6008	NONINJURY	6	2	5	4	2	4	1	24
6010	OTHERS	0	0	0	0	0	0	0	0
6602	ABANDONED VEHICLES	4	0	7	3	3	5	1	23
8000	WARRANTS SERVED	8	8	3	0	0	2	0	21
MISC	ALL OTHER CALLS	167	328	202	69	59	91	61	977
	TOTAL	307	447	330	138	120	181	111	1634
	TOTAL 2012	339	465	341	146	111	187	108	1697
	INCREASE OR DECREASE FROM 2012	-32	-18	-11	-8	9	-6	3	-63
	PERCENT INCREASE OR DECREASE	-9%	-4%	-3%	-5%	8%	-3%	3%	-4%
TRAFFIC CITATIONS									
	SPEEDING	0	0	1	0	0	0	0	1
	ALL OTHER MOVING VIOLATIONS	48	41	23	9	11	11	15	158

MONTHLY REPORT TO COUNCIL
POLICE ACTIVITY BY WARD

JAN 2012

TYPE OF CALL ANSWERED		WARD						BORO	
CODE	ACTIVITY	1	2	3	4	5	6	7	TOTAL
0100	MURDER -MANSLAUGHTER	0	0	0	0	0	0	0	0
0200	FORCIBLE RAPE	0	0	0	0	0	0	0	0
0300	ROBBERY	1	2	2	0	0	1	0	6
0400	AGGRAVATED ASSAULT	3	1	0	0	0	0	0	4
0500	BURGLARY	4	6	1	0	3	2	0	16
0600	THEFT	4	10	14	3	6	7	2	46
0700	MOTOR VEHICLE THEFT	0	0	0	0	0	2	0	2
0450	ASSAULTS OTHER	3	2	1	1	4	0	0	11
0900	ARSON	0	0	0	1	0	0	0	1
1100	FRAUD	4	4	4	7	0	0	1	20
1300	REC STOLEN PROPERTY	0	2	0	0	0	0	0	2
1410	CRIMINAL MISCHIEF VEHICLES	2	1	1	1	2	1	2	10
1420	CRIMINAL MISCHIEF BUILDINGS	0	1	2	1	1	1	1	7
1440	CRIMINAL MISCHIEF ALL OTHERS	0	0	1	1	0	0	2	4
1500	WEAPONS VIOLATIONS	0	0	0	0	0	0	0	0
1600	PROSTITUTION	0	0	0	0	0	0	0	0
1700	SEX OFFENSES	0	0	0	1	0	0	0	1
1800	NARCOTICS VIOLATIONS	5	5	4	2	2	2	0	20
2000	OFFENSES AGAINST FAMILY	0	0	3	0	1	0	1	5
2100	DUI	1	0	1	0	1	0	2	5
2200	LIQUOR LAW VIOLATIONS	0	1	0	0	0	0	0	1
2300	PUBLIC DRUNKENESS	4	4	4	0	0	4	0	16
2400	DISORDERLY CONDUCT	1	0	4	1	1	1	0	8
2450	HARASSMENT	8	7	3	3	2	3	2	28
2600	ALL OTHER VIOLATIONS	8	1	4	2	1	2	2	20
2691	OPEN CONTAINER VIOLATIONS	0	0	0	0	0	0	0	0
2800	CURFEW VIOLATIONS	0	0	0	0	0	0	0	0
2900	RUNAWAYS	0	3	1	0	1	1	0	6
3600	DOMESTIC DISTURBANCES	18	23	11	4	6	8	3	73
3610	OTHER DISTURBANCES	40	19	20	9	10	21	5	124
3810	FALSE ALARMS	4	3	16	4	9	6	16	58
3900	TRAFFIC AND PARKING PROBLEMS	4	10	12	15	5	12	6	64
6001	HIT AND RUN INJURY	0	0	1	0	0	0	0	1
6002	DEATH	0	0	0	0	0	0	0	0
6004	PROPERTY DAMAGE	2	1	0	0	0	0	0	3
6005	HIT AND RUN	3	3	2	4	1	4	1	18
6006	INJURY	2	0	1	2	0	1	2	8
6007	PEDESTRIAN	1	0	0	0	0	0	0	1
6008	NONINJURY	6	2	5	4	2	4	1	24
6010	OTHERS	0	0	0	0	0	0	0	0
6602	ABANDONED VEHICLES	4	0	7	3	3	5	1	23
8000	WARRANTS SERVED	8	8	3	0	0	2	0	21
MISC	ALL OTHER CALLS	167	328	202	69	59	91	61	977
TOTAL		307	447	330	138	120	181	111	1634
TOTAL 2012		339	465	341	146	111	187	108	1697
INCREASE OR DECREASE FROM 2012		-32	-18	-11	-8	9	-6	3	-63
PERCENT INCREASE OR DECREASE		-9%	-4%	-3%	-5%	8%	-3%	3%	-4%
TRAFFIC CITATIONS									
SPEEDING		0	0	1	0	0	0	0	1
ALL OTHER MOVING VIOLATIONS		48	41	23	9	11	11	15	158

MONTHLY REPORT TO COUNCIL
POLICE ACTIVITY BY WARD

JAN 2012

TYPE OF CALL ANSWERED		WARD						BORO	
CODE	ACTIVITY	1	2	3	4	5	6	7	TOTAL
0100	MURDER -MANSLAUGHTER	0	0	0	0	0	0	0	0
0200	FORCIBLE RAPE	0	0	0	0	0	0	0	0
0300	ROBBERY	1	2	2	0	0	1	0	6
0400	AGGRAVATED ASSAULT	3	1	0	0	0	0	0	4
0500	BURGLARY	4	6	1	0	3	2	0	16
0600	THEFT	4	10	14	3	6	7	2	46
0700	MOTOR VEHICLE THEFT	0	0	0	0	0	2	0	2
0450	ASSAULTS OTHER	3	2	1	1	4	0	0	11
0900	ARSON	0	0	0	1	0	0	0	1
1100	FRAUD	4	4	4	7	0	0	1	20
1300	REC STOLEN PROPERTY	0	2	0	0	0	0	0	2
1410	CRIMINAL MISCHIEF VEHICLES	2	1	1	1	2	1	2	10
1420	CRIMINAL MISCHIEF BUILDINGS	0	1	2	1	1	1	1	7
1440	CRIMINAL MISCHIEF ALL OTHERS	0	0	1	1	0	0	2	4
1500	WEAPONS VIOLATIONS	0	0	0	0	0	0	0	0
1600	PROSTITUTION	0	0	0	0	0	0	0	0
1700	SEX OFFENSES	0	0	0	1	0	0	0	1
1800	NARCOTICS VIOLATIONS	5	5	4	2	2	2	0	20
2000	OFFENSES AGAINST FAMILY	0	0	3	0	1	0	1	5
2100	DUI	1	0	1	0	1	0	2	5
2200	LIQUOR LAW VIOLATIONS	0	1	0	0	0	0	0	1
2300	PUBLIC DRUNKENESS	4	4	4	0	0	4	0	16
2400	DISORDERLY CONDUCT	1	0	4	1	1	1	0	8
2450	HARASSMENT	8	7	3	3	2	3	2	28
2600	ALL OTHER VIOLATIONS	8	1	4	2	1	2	2	20
2691	OPEN CONTAINER VIOLATIONS	0	0	0	0	0	0	0	0
2800	CURFEW VIOLATIONS	0	0	0	0	0	0	0	0
2900	RUNAWAYS	0	3	1	0	1	1	0	6
3600	DOMESTIC DISTURBANCES	18	23	11	4	6	8	3	73
3610	OTHER DISTURBANCES	40	19	20	9	10	21	5	124
3810	FALSE ALARMS	4	3	16	4	9	6	16	58
3900	TRAFFIC AND PARKING PROBLEMS	4	10	12	15	5	12	6	64
6001	HIT AND RUN INJURY	0	0	1	0	0	0	0	1
6002	DEATH	0	0	0	0	0	0	0	0
6004	PROPERTY DAMAGE	2	1	0	0	0	0	0	3
6005	HIT AND RUN	3	3	2	4	1	4	1	18
6006	INJURY	2	0	1	2	0	1	2	8
6007	PEDESTRIAN	1	0	0	0	0	0	0	1
6008	NONINJURY	6	2	5	4	2	4	1	24
6010	OTHERS	0	0	0	0	0	0	0	0
6602	ABANDONED VEHICLES	4	0	7	3	3	5	1	23
8000	WARRANTS SERVED	8	8	3	0	0	2	0	21
MISC	ALL OTHER CALLS	167	328	202	69	59	91	61	977
TOTAL		307	447	330	138	120	181	111	1634
TOTAL 2012		339	465	341	146	111	187	108	1697
INCREASE OR DECREASE FROM 2012		-32	-18	-11	-8	9	-6	3	-63
PERCENT INCREASE OR DECREASE		-9%	-4%	-3%	-5%	8%	-3%	3%	-4%
TRAFFIC CITATIONS									
SPEEDING		0	0	1	0	0	0	0	1
ALL OTHER MOVING VIOLATIONS		48	41	23	9	11	11	15	158

Calls for Service - by UCR Code

Incidents Reported Between 01/01/2013 and 01/31/2013

All Municipalities

Code	Description	Primary Count	Secondary UCR Count		
			Code 2	Code 3	Code 4
0311	ROBBERY-ARMED-FIREARM-HIGHWAY	2			
0316	ARMED - FIREARM - RESIDENCE	1			
0321	ARMED - KNIFE - HIGHWAY	1			
0341	STRONG ARM - HIGHWAY	2			
0420	ASSAULT - KNIFE OR CUTTING INST	1			
0440	ASSAULT - ATROCIOUS- HANDS,FISTS,FEET	3			
0450	OTHER ASSAULTS - NOT AGGRAVATED	11	1		
0511	BURGLARY-FORCED ENTRY-RESIDENCE-NIGHT	2			
0512	BURGLARY-FORCED ENTRY-RESIDENCE-DAY	5			
0513	BURGLARY-FORCED ENTRY-RESIDNTL-TIME UNKN	4			
0522	UNLAWFUL ENTRY-NO FORCE-RESIDENCE-DAY	1			
0523	UNLAWFUL ENTRY-NO FORCE-RESIDENCE-UNK.	2			
0532	ATTEMPT FORCIBLE ENTRY-RESIDENCE-DAY	1			
0534	ATTEMPTED FORCIBLE ENTRY-NONRES.-NIGHT	1			
0613	THEFT-\$200 & OVER-RETAIL THEFT	3			
0614	THEFT-\$200 & OVER-FROM AUTO (EXCPT 0615)	2			
0617	THEFT-\$200 & OVER-FROM BUILDINGS	8			
0619	THEFT-\$200 & OVER-ALL OTHER	11			
0623	THEFT-\$50 TO \$200-RETAIL THEFT	5			
0624	THEFT-\$50 TO \$200-FROM AUTO (EXCPT 0625)	4			
0627	THEFT-\$50 TO \$200-FROM BUILDINGS	5			
0629	THEFT-\$50 TO \$200-ALL OTHER	3			
0633	THEFT-UNDER \$50-RETAIL THEFT	2			
0634	THEFT-UNDER \$50-FROM AUTO (EXCEPT 0635)	1			
0637	THEFT - UNDER \$50 - FROM BUILDINGS	2			
0710	MOTOR VEHICLE THEFT-AUTO	1			
0712	M.V. THEFT - STREET - RESIDENTIAL AREA	1			
0928	ARSON-INCENDIARY DEVICE-ALL OTHER	1			
1020	COUNTERFEITING	3			
1100	FRAUD	10			
1110	FRAUD - BAD CHECKS	1			
1120	FRAUD - CREDIT CARDS	1	1		
1130	FRAUD - ALL OTHER (FLIM FLAM, CONFIDENCE	3			
1191	WELFARE FRAUD	2			
1300	STOLEN PROPERTY-RECEIVING,POSSESSING,ETC	1	1		
1322	STOLEN PROP.-RECEIVING-ALL OTHER PROP. .	1			
1410	CRIMINAL MISCHIEF TO AUTOMOBILES	10	1		
1420	CRIMINAL MISCHIEF TO PRIVATE BUILDINGS	5			
1430	CRIMINAL MISCHIEF - PUBLIC BUILDINGS	2			
1440	CRIMINAL MISCHIEF - ALL OTHER	3			
1450	ALL OTHER VANDALISM(GRAFFITI)	1			
1500	WEAPONS-CARRYING,POSSESSING,ETC.	0	1	1	
1700	SEX OFFENSES (EXCEPT RAPE & PROSTITUTION	1			
1811	NARCOTICS-SALE-MORPHINE,HEROIN,COCAINE	7			
1812	NARCOTICS-SALE-MARIJUANA, HASHISH, ETC.	2			
1813	DRUGS-SALE/MFG-SYNTHETIC NARCOTICS	1			
1831	NARCOTICS-POSSESSION-MORP,HERION,COCAINE	3	1		
1832	NARCOTICS-POSSESSION-MARIJUANA,ETC.	3	1		

Calls for Service - by UCR Code

Incidents Reported Between 01/01/2013 and 01/31/2013

All Municipalities

Code	Description	Primary Count	Secondary UCR Count		
			Code 2	Code 3	Code 4
1833	NARCOTICS-POSSESSION-SYNTHETIC NARCOTIC	1			
1834	NARCOTICS-POSSESSION-OTHER DANGEROUS	3			
2000	OFFENSES AGAINST FAMILY & CHILDREN	4			
2020	OFFENSES AGAINST FAMILY-CHILD ABUSE	1			
2110	DRIVING UNDER THE INFLUENCE-LIQUOR/DRUGS	2	1		
2111	DRIVING UNDER THE INFLUENCE - ALCOHOL	2			
2121	DRIVE UNDER INFLUENCE - DRUGS	1			
2211	LIQUOR LAW-UNDERAGE-PURCH,CONSMP,POSSES	1			
2300	PUBLIC DRUNKENNESS	16			
2400	DISORDERLY CONDUCT	6	1		
2410	HARASSMENT BY COMMUNICATION	11			
2430	DISORDERLY CONDUCT - DRUGS	1			
2450	HARASSMENT	17	2		
2460	DISORDERLY CONDUCT-OBSCENE LANGUAGE	1			
2600	ALL OTHER CRIMES CODE VIOLATIONS	2	2		
2639	ALL OTHERS - ILLEGAL DUMPING	15			
2646	ALL OTHERS-OBSTRUCTION OF JUSTICE	0	1		
2660	ALL OTHER OFFENSES - TRESPASSING	3	1		
2910	LOST/MISSING PROPERTY	1			
2990	RUNAWAYS - (JUVENILE) - REPORTS	6			
3000	FOUND/RECOVERED PROPERTY	21	1		
3320	DOA	5			
3400	MENTAL HEALTH	24	1		
3500	SUSPICIOUS PERSONS,AUTOS,CIRCUMSTANCES	120			
3600	DISTURBANCES-DOMESTIC	73	15	5	1
3620	DISTURBANCES-OTHER (FIGHTS,DISPUTES,ETC)	113			
3630	LOUD MUSIC DISTURBANCE	9			
3640	ANIMAL COMPLAINTS-BARKING DOGS(FOUNDED)	2			
3800	SERVICE CALL-MISCELLANEOUS	89			
3810	SERVICE CALL-ALARMS-UNFOUNDED-EXCPT FIRE	58			
3840	FIRES (INCLUDING ALARMS-FOUNDED/UNFOUND)	14			
3870	MEDICAL EMERGENCY	43	1		
3900	TRAFFIC & PARKING PROBLEMS	64			
4010	NON-CRIMINAL-FIRES	1			
4012	NON-CRIMINAL - GAS LEAKS & EXPLOSIONS	1			
4014	NON-CRIMINAL-INVESTIGATE OPEN DOOR,ETC.	15			
4024	NON-CRIMINAL - WATER LEAKS,MAINS, ETC.	5			
4027	911 HANGUPS-UNFOUNDED	22			
4028	NON-CRIMINAL-OTHER INVESTIGATIONS	55			
4029	GUNSHOTS	4			
5008	LOST & FOUND - LOST ARTICLES	1			
5100	JUVENILE	29			
5105	INFORMATION	3			
5502	ANIMAL COMPLAINTS - BARKING DOGS(UNF)	2			
5504	ANIMAL COMPLAINTS - DOG BITES	3			
5506	ANIMAL COMPLAINTS - STRAY ANIMALS	29			
5510	ANIMAL COMPLAINTS - OTHER	12	1		
5590	ANIMAL COMPLAINTS - REPORTS	7			

Calls for Service - by UCR Code



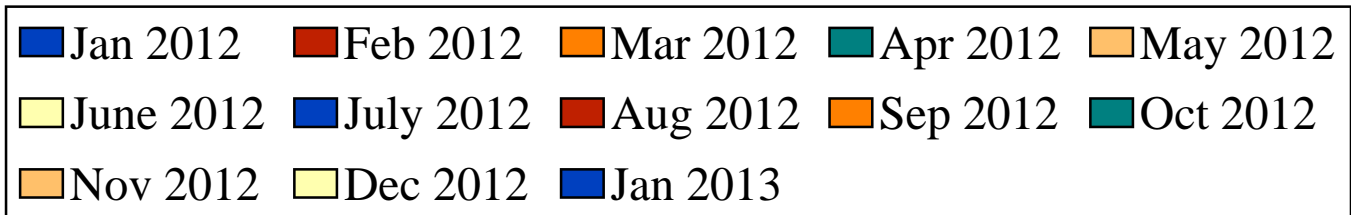
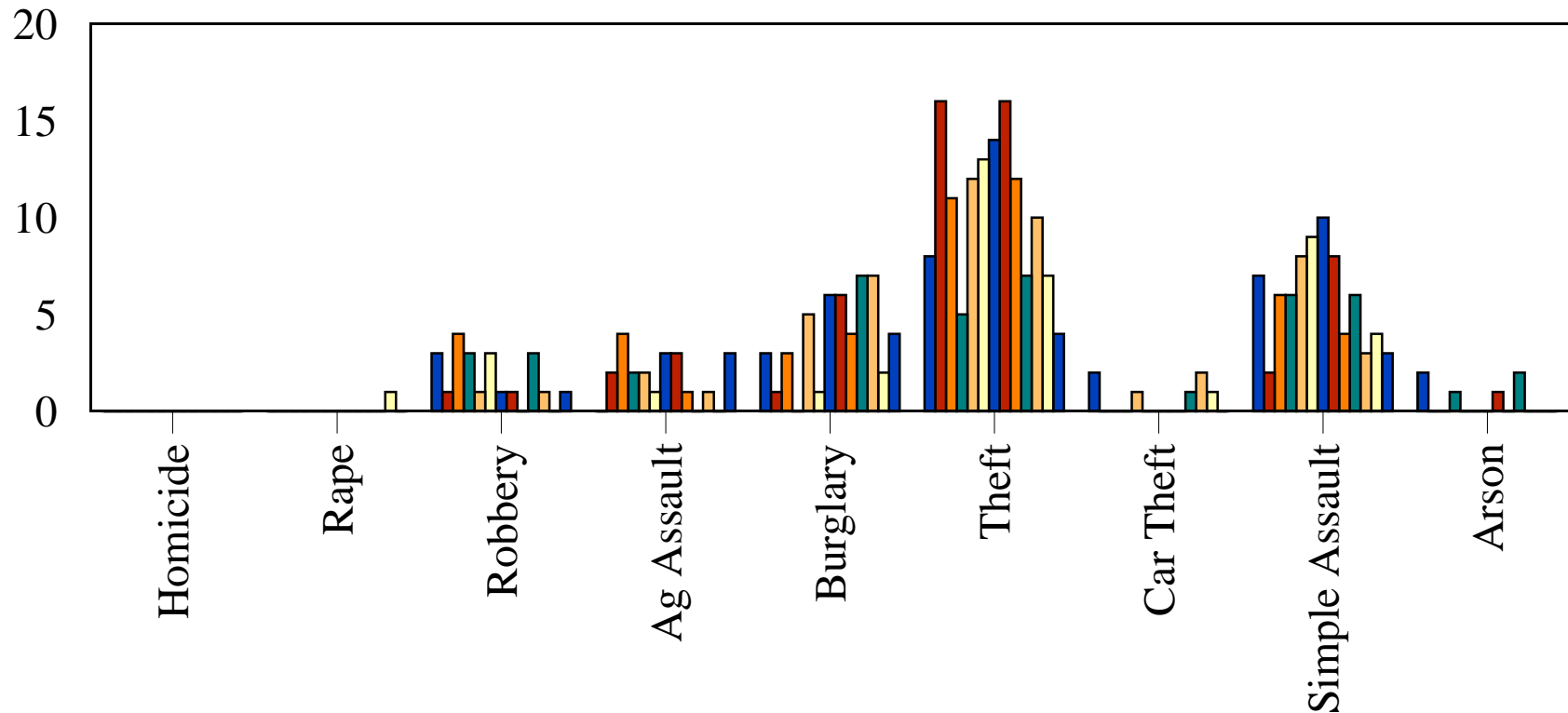
Incidents Reported Between 01/01/2013 and 01/31/2013

All Municipalities

Code	Description	Primary Count	Secondary UCR Count		
			Code 2	Code 3	Code 4
6001	TRAFFIC ACCIDENT-HIT AND RUN-INJURY	1			
6004	TRAFFIC ACC. INVOLVING PROPERTY DAMAGE	3			
6005	TRAFFIC ACCIDENT- HIT AND RUN	18			
6006	TRAFFIC ACCIDENT INVOLVING INJURY	8			
6007	TRAFFIC ACCIDENT-PEDESTRIAN	1			
6008	ACCIDENT INVOLVING NONINJURY	24			
6350	TRAFFIC ENFORCEMENT-PATROL	27			
6602	TRAFFIC RELATED -IMPOUNDED,ABANDON M.V.	23			
6605	TRAFFIC RELATED-UNFOUND ACCIDENT	1			
6607	TRAFFIC RELATED-SCHOOL CROSSING	6			
6608	TRAFFIC RELATED - ESCORTS	1			
6610	TRAFFIC RELATED - MOTORIST AID	7			
6613	TRAFFIC RELATED-SEIZED REG OR LICENSE	5			
7002	BUILDING CHECKS - OFFICER INITIATED	149			
7003	BUILDING CHECK BUSINESS	23			
7005	LIBRARY CHECK	8			
7006	PUBLIC SERVICES - LOCK OUT	4			
7013	POLICE SERVICE REPO VEH	1			
7502	ASSIST OTHER AGENCIES - FIRE DEPT.	39			
7504	ASSIST OTHER AGENCIES - OTHER POLICE	73			
7506	ASSISTING OTHER AGENCIES - ALL OTHERS	9			
7508	ASSIST POTTSTOWN POLICE	28			
7510	LIVE SCAN	23			
8014	WARRANTS - LOCAL - OTHER WARRANTS	1			
8110	WARRANTS - MONTGMERY COUNTY BENCH	9	1		
8114	WARRANTS - OTHER AUTHORITY-OTHER WARRANT	11	1		1
8504	DEPARTMENTAL SERVICES - JAIL DUTY	66			
8508	DEPARTMENTAL SERVICES -M.V.LOOK-UPS	1			
8518	DEPARTMENTAL SERVICES - RECORD CHECKS	3			
9100	CARD STRUCK WHEN NOT NEEDED	9			
CITT	TRAFFIC CITATION	219			
	Total Calls	1,865			

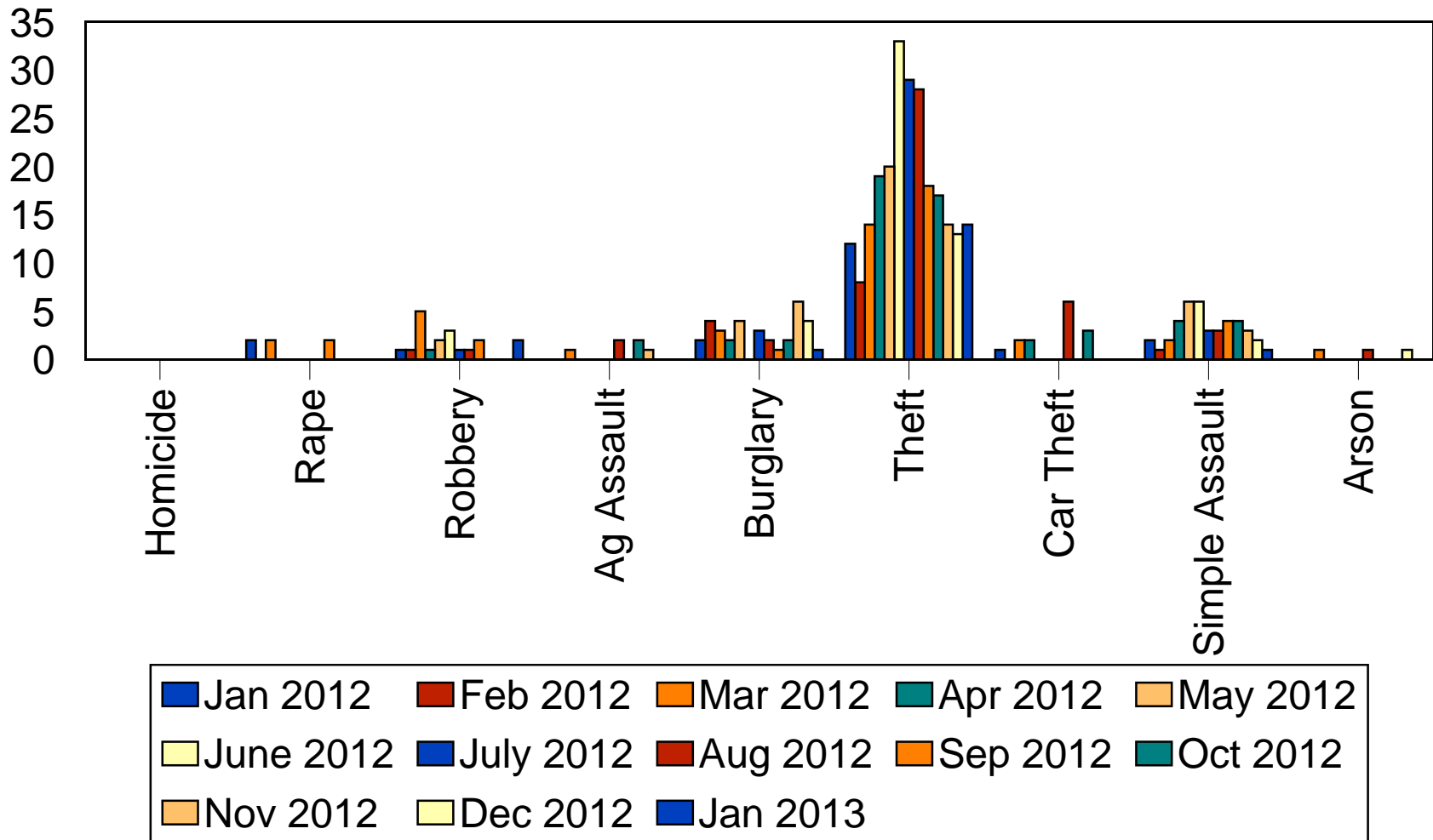
Ward 1

Part 1 Crimes - 12 Month Comparison



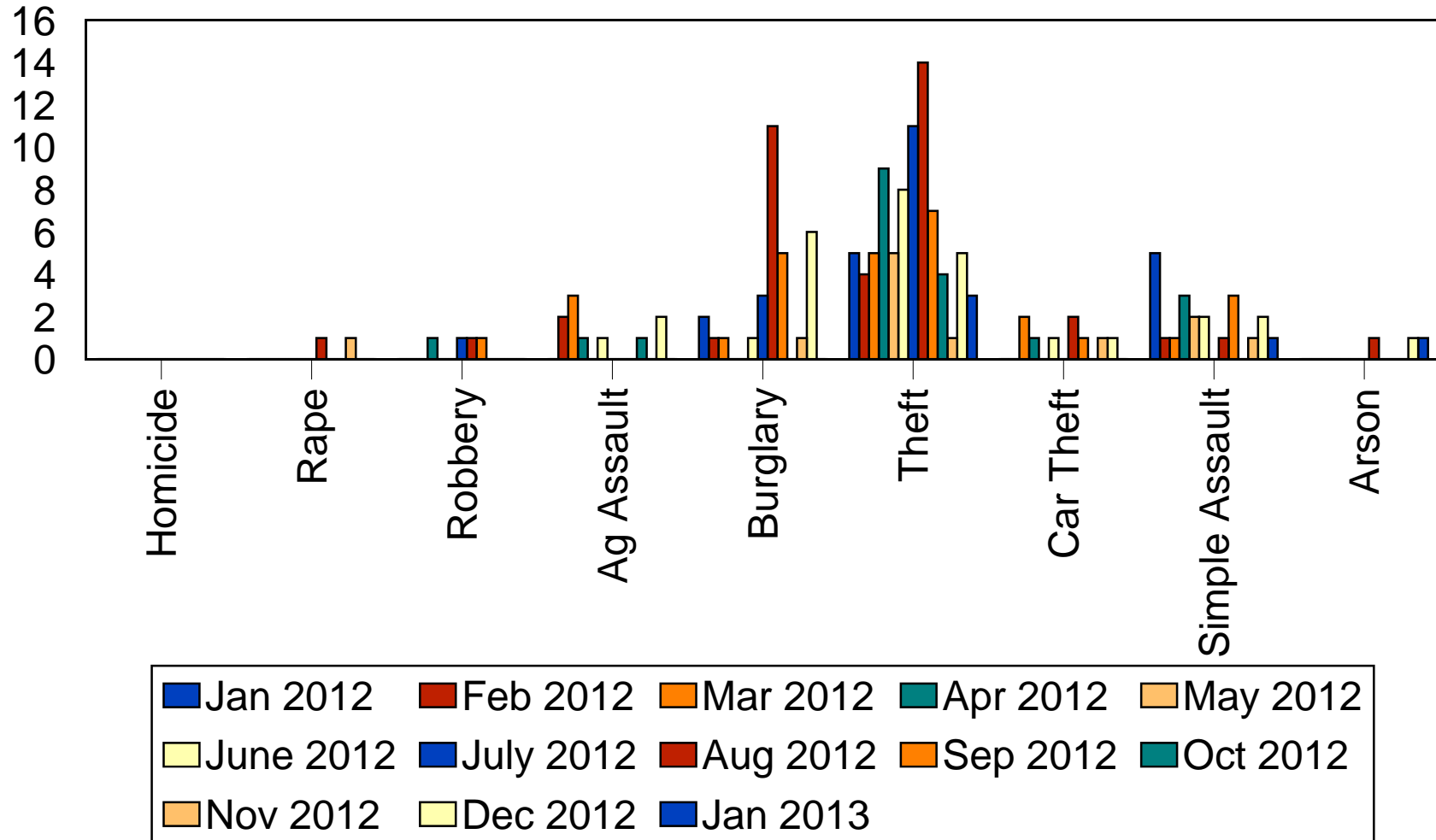
Ward 3

Part 1 Crimes - 12 Month Comparison



Ward 4

Part 1 Crimes - 12 Month Comparison



Ward 5

Part 1 Crimes - 12 Month Comparison

