

**POTTSTOWN POLICE DEPARTMENT  
MEMORANDUM**

DATE: January 15, 2013  
TO: BOROUGH COUNCIL  
FROM: Chuck Bleile  
Department Administrative Manager  
REF: Monthly Report for December 2012

During December 2012 the Pottstown Police Department answered 1,573 calls for service. Of these calls 1,563 occurred in the Borough.

During the month we averaged 50.74 calls per day or 25.37 calls per 12 hour shift. For the year we have answered 21,066 calls. The daily average for the year is 57.56 calls per day or 28.78 calls per 12 hour shift.

During December 2011 we answered 1,757 calls. We answered 184 fewer calls this month than last December. This is a decrease of 10.47% from last year. For the year we have answered 163 fewer calls than this time in 2011. This is an decrease of .87%.

Cc Borough Manager  
Assistant Borough Manager  
Mayor  
Capt  
Chief  
All Personnel

MONTHLY REPORT TO COUNCIL  
POLICE ACTIVITY BY WARD

DEC 2012

TYPE OF CALL ANSWERED		WARD						BORO	
CODE	ACTIVITY	1	2	3	4	5	6	7	TOTAL
0100	MURDER -MANSLAUGHTER	0	0	0	0	0	0	0	0
0200	FORCIBLE RAPE	1	0	0	0	0	0	0	1
0300	ROBBERY	0	1	0	0	0	1	0	2
0400	AGGRAVATED ASSAULT	0	1	0	2	0	0	0	3
0500	BURGLARY	2	1	4	6	1	1	1	16
0600	THEFT	7	4	13	5	5	2	6	42
0700	MOTOR VEHICLE THEFT	1	0	0	1	1	0	0	3
0450	ASSAULTS OTHER	4	3	2	2	3	0	0	14
0900	ARSON	0	0	1	1	0	0	0	2
1100	FRAUD	3	6	7	4	1	0	0	21
1300	REC STOLEN PROPERTY	0	1	0	0	0	0	0	1
1410	CRIMINAL MISCHIEF VEHICLES	3	0	1	2	5	1	1	13
1420	CRIMINAL MISCHIEF BUILDINGS	3	1	0	0	1	0	0	5
1440	CRIMINAL MISCHIEF ALL OTHERS	0	1	1	0	1	2	1	6
1500	WEAPONS VIOLATIONS	0	0	0	1	1	0	2	4
1600	PROSTITUTION	0	0	0	0	0	0	0	0
1700	SEX OFFENSES	2	1	0	0	1	0	0	4
1800	NARCOTICS VIOLATIONS	3	2	5	1	0	2	1	14
2000	OFFENSES AGAINST FAMILY	1	0	0	0	0	0	0	1
2100	DUI	1	0	6	1	0	0	0	8
2200	LIQUOR LAW VIOLATIONS	0	0	0	1	0	0	0	1
2300	PUBLIC DRUNKENESS	8	10	2	1	1	4	0	26
2400	DISORDERLY CONDUCT	1	1	1	3	1	0	0	7
2450	HARASSMENT	12	4	5	8	4	5	1	39
2600	ALL OTHER VIOLATIONS	3	4	2	1	2	1	2	15
2691	OPEN CONTAINER VIOLATIONS	1	0	0	0	0	0	0	1
2800	CURFEW VIOLATIONS	0	0	0	0	0	0	0	0
2900	RUNAWAYS	1	0	1	0	0	0	1	3
3600	DOMESTIC DISTURBANCES	24	22	16	13	3	2	3	83
3610	OTHER DISTURBANCES	48	45	17	11	12	19	9	161
3810	FALSE ALARMS	7	11	20	6	10	3	12	69
3900	TRAFFIC AND PARKING PROBLEMS	18	20	23	7	4	16	7	95
6001	HIT AND RUN INJURY	1	0	0	1	0	0	0	2
6002	DEATH	0	0	0	0	0	0	0	0
6004	PROPERTY DAMAGE	1	0	0	0	0	0	1	2
6005	HIT AND RUN	2	0	5	0	2	2	1	12
6006	INJURY	0	5	6	1	1	1	0	14
6007	PEDESTRIAN	0	0	0	0	0	0	0	0
6008	NONINJURY	5	5	16	5	3	5	4	43
6010	OTHERS	0	0	0	0	0	0	0	0
6602	ABANDONED VEHICLES	2	1	3	3	1	0	1	11
8000	WARRANTS SERVED	2	10	2	2	0	0	2	18
MISC	ALL OTHER CALLS	148	280	160	52	47	64	50	801
TOTAL		315	440	319	141	111	131	106	1563
TOTAL 2011		354	436	424	148	114	165	109	1750
INCREASE OR DECREASE FROM 2011		-39	4	-105	-7	-3	-34	-3	-187
PERCENT INCREASE OR DECREASE		-11%	1%	-25%	-5%	-3%	-21%	-3%	-11%
<b>TRAFFIC CITATIONS</b>									
SPEEDING		0	0	5	0	0	0	8	13
ALL OTHER MOVING VIOLATIONS		22	28	46	6	8	43	25	178

MONTHLY REPORT TO COUNCIL  
POLICE ACTIVITY BY WARD

DEC 2012

TYPE OF CALL ANSWERED		WARD						BORO	
CODE	ACTIVITY	1	2	3	4	5	6	7	TOTAL
0100	MURDER -MANSLAUGHTER	0	0	0	0	0	0	0	0
0200	FORCIBLE RAPE	1	0	0	0	0	0	0	1
0300	ROBBERY	0	1	0	0	0	1	0	2
0400	AGGRAVATED ASSAULT	0	1	0	2	0	0	0	3
0500	BURGLARY	2	1	4	6	1	1	1	16
0600	THEFT	7	4	13	5	5	2	6	42
0700	MOTOR VEHICLE THEFT	1	0	0	1	1	0	0	3
0450	ASSAULTS OTHER	4	3	2	2	3	0	0	14
0900	ARSON	0	0	1	1	0	0	0	2
1100	FRAUD	3	6	7	4	1	0	0	21
1300	REC STOLEN PROPERTY	0	1	0	0	0	0	0	1
1410	CRIMINAL MISCHIEF VEHICLES	3	0	1	2	5	1	1	13
1420	CRIMINAL MISCHIEF BUILDINGS	3	1	0	0	1	0	0	5
1440	CRIMINAL MISCHIEF ALL OTHERS	0	1	1	0	1	2	1	6
1500	WEAPONS VIOLATIONS	0	0	0	1	1	0	2	4
1600	PROSTITUTION	0	0	0	0	0	0	0	0
1700	SEX OFFENSES	2	1	0	0	1	0	0	4
1800	NARCOTICS VIOLATIONS	3	2	5	1	0	2	1	14
2000	OFFENSES AGAINST FAMILY	1	0	0	0	0	0	0	1
2100	DUI	1	0	6	1	0	0	0	8
2200	LIQUOR LAW VIOLATIONS	0	0	0	1	0	0	0	1
2300	PUBLIC DRUNKENESS	8	10	2	1	1	4	0	26
2400	DISORDERLY CONDUCT	1	1	1	3	1	0	0	7
2450	HARASSMENT	12	4	5	8	4	5	1	39
2600	ALL OTHER VIOLATIONS	3	4	2	1	2	1	2	15
2691	OPEN CONTAINER VIOLATIONS	1	0	0	0	0	0	0	1
2800	CURFEW VIOLATIONS	0	0	0	0	0	0	0	0
2900	RUNAWAYS	1	0	1	0	0	0	1	3
3600	DOMESTIC DISTURBANCES	24	22	16	13	3	2	3	83
3610	OTHER DISTURBANCES	48	45	17	11	12	19	9	161
3810	FALSE ALARMS	7	11	20	6	10	3	12	69
3900	TRAFFIC AND PARKING PROBLEMS	18	20	23	7	4	16	7	95
6001	HIT AND RUN INJURY	1	0	0	1	0	0	0	2
6002	DEATH	0	0	0	0	0	0	0	0
6004	PROPERTY DAMAGE	1	0	0	0	0	0	1	2
6005	HIT AND RUN	2	0	5	0	2	2	1	12
6006	INJURY	0	5	6	1	1	1	0	14
6007	PEDESTRIAN	0	0	0	0	0	0	0	0
6008	NONINJURY	5	5	16	5	3	5	4	43
6010	OTHERS	0	0	0	0	0	0	0	0
6602	ABANDONED VEHICLES	2	1	3	3	1	0	1	11
8000	WARRANTS SERVED	2	10	2	2	0	0	2	18
MISC	ALL OTHER CALLS	148	280	160	52	47	64	50	801
TOTAL		315	440	319	141	111	131	106	1563
TOTAL 2011		354	436	424	148	114	165	109	1750
INCREASE OR DECREASE FROM 2011		-39	4	-105	-7	-3	-34	-3	-187
PERCENT INCREASE OR DECREASE		-11%	1%	-25%	-5%	-3%	-21%	-3%	-11%
<b>TRAFFIC CITATIONS</b>									
SPEEDING		0	0	5	0	0	0	8	13
ALL OTHER MOVING VIOLATIONS		22	28	46	6	8	43	25	178

MONTHLY REPORT TO COUNCIL  
POLICE ACTIVITY BY WARD

DEC 2012

TYPE OF CALL ANSWERED		WARD						BORO	
CODE	ACTIVITY	1	2	3	4	5	6	7	TOTAL
0100	MURDER -MANSLAUGHTER	0	0	0	0	0	0	0	0
0200	FORCIBLE RAPE	1	0	0	0	0	0	0	1
0300	ROBBERY	0	1	0	0	0	1	0	2
0400	AGGRAVATED ASSAULT	0	1	0	2	0	0	0	3
0500	BURGLARY	2	1	4	6	1	1	1	16
0600	THEFT	7	4	13	5	5	2	6	42
0700	MOTOR VEHICLE THEFT	1	0	0	1	1	0	0	3
0450	ASSAULTS OTHER	4	3	2	2	3	0	0	14
0900	ARSON	0	0	1	1	0	0	0	2
1100	FRAUD	3	6	7	4	1	0	0	21
1300	REC STOLEN PROPERTY	0	1	0	0	0	0	0	1
1410	CRIMINAL MISCHIEF VEHICLES	3	0	1	2	5	1	1	13
1420	CRIMINAL MISCHIEF BUILDINGS	3	1	0	0	1	0	0	5
1440	CRIMINAL MISCHIEF ALL OTHERS	0	1	1	0	1	2	1	6
1500	WEAPONS VIOLATIONS	0	0	0	1	1	0	2	4
1600	PROSTITUTION	0	0	0	0	0	0	0	0
1700	SEX OFFENSES	2	1	0	0	1	0	0	4
1800	NARCOTICS VIOLATIONS	3	2	5	1	0	2	1	14
2000	OFFENSES AGAINST FAMILY	1	0	0	0	0	0	0	1
2100	DUI	1	0	6	1	0	0	0	8
2200	LIQUOR LAW VIOLATIONS	0	0	0	1	0	0	0	1
2300	PUBLIC DRUNKENESS	8	10	2	1	1	4	0	26
2400	DISORDERLY CONDUCT	1	1	1	3	1	0	0	7
2450	HARASSMENT	12	4	5	8	4	5	1	39
2600	ALL OTHER VIOLATIONS	3	4	2	1	2	1	2	15
2691	OPEN CONTAINER VIOLATIONS	1	0	0	0	0	0	0	1
2800	CURFEW VIOLATIONS	0	0	0	0	0	0	0	0
2900	RUNAWAYS	1	0	1	0	0	0	1	3
3600	DOMESTIC DISTURBANCES	24	22	16	13	3	2	3	83
3610	OTHER DISTURBANCES	48	45	17	11	12	19	9	161
3810	FALSE ALARMS	7	11	20	6	10	3	12	69
3900	TRAFFIC AND PARKING PROBLEMS	18	20	23	7	4	16	7	95
6001	HIT AND RUN INJURY	1	0	0	1	0	0	0	2
6002	DEATH	0	0	0	0	0	0	0	0
6004	PROPERTY DAMAGE	1	0	0	0	0	0	1	2
6005	HIT AND RUN	2	0	5	0	2	2	1	12
6006	INJURY	0	5	6	1	1	1	0	14
6007	PEDESTRIAN	0	0	0	0	0	0	0	0
6008	NONINJURY	5	5	16	5	3	5	4	43
6010	OTHERS	0	0	0	0	0	0	0	0
6602	ABANDONED VEHICLES	2	1	3	3	1	0	1	11
8000	WARRANTS SERVED	2	10	2	2	0	0	2	18
MISC	ALL OTHER CALLS	148	280	160	52	47	64	50	801
	TOTAL	315	440	319	141	111	131	106	1563
	TOTAL 2011	354	436	424	148	114	165	109	1750
	INCREASE OR DECREASE FROM 2011	-39	4	-105	-7	-3	-34	-3	-187
	PERCENT INCREASE OR DECREASE	-11%	1%	-25%	-5%	-3%	-21%	-3%	-11%
<b>TRAFFIC CITATIONS</b>									
	SPEEDING	0	0	5	0	0	0	8	13
	ALL OTHER MOVING VIOLATIONS	22	28	46	6	8	43	25	178

# Calls for Service - by UCR Code



Incidents Reported Between 12/01/2012 and 12/31/2012

All Municipalities

Code	Description	Primary Count	Secondary UCR Count		
			Code 2	Code 3	Code 4
0220	ATTEMPTED FORCIBLE RAPE	1			
0311	ROBBERY-ARMED-FIREARM-HIGHWAY	1			
0341	STRONG ARM - HIGHWAY	1			
0420	ASSAULT - KNIFE OR CUTTING INST	1			
0430	ASSAULT-OTHER DANGEROUS WEAPON	1			
0440	ASSAULT - ATROCIOUS- HANDS,FISTS,FEET	1			
0450	OTHER ASSAULTS - NOT AGGRAVATED	14			
0511	BURGLARY-FORCED ENTRY-RESIDENCE-NIGHT	1			
0512	BURGLARY-FORCED ENTRY-RESIDENCE-DAY	1			
0513	BURGLARY-FORCED ENTRY-RESIDNTL-TIME UNKN	6			
0514	BURGLARY-FORCE ENTRY-NON-RESID-NIGHT	1			
0521	UNLAWFUL ENTRY-NO FORCE-RESIDENCE-NIGHT	2			
0523	UNLAWFUL ENTRY-NO FORCE-RESIDENCE-UNK.	3			
0524	UNLAWFUL ENTRY-NO FORCE-NONRES.-NIGHT	1			
0534	ATTEMPTED FORCIBLE ENTRY-NONRES.-NIGHT	1			
0613	THEFT-\$200 & OVER-RETAIL THEFT	5	1		
0614	THEFT-\$200 & OVER-FROM AUTO (EXCPT 0615)	2			
0616	THEFT-\$200 & OVER-BICYCLES	1			
0617	THEFT-\$200 & OVER-FROM BUILDINGS	6	2		
0619	THEFT-\$200 & OVER-ALL OTHER	4			
0621	THEFT-\$50 TO \$200-POCKET PICKING	1			
0624	THEFT-\$50 TO \$200-FROM AUTO (EXCPT 0625)	4			
0627	THEFT-\$50 TO \$200-FROM BUILDINGS	6			
0629	THEFT-\$50 TO \$200-ALL OTHER	2			
0634	THEFT-UNDER \$50-FROM AUTO (EXCEPT 0635)	1			
0635	THEFT-UNDER \$50-AUTO PARTS & ACCESSORIES	1			
0636	THEFT - UNDER \$50 - BICYCLES	1			
0637	THEFT - UNDER \$50 - FROM BUILDINGS	7			
0639	THEFT-UNDER \$50-ALL OTHER	1			
0710	MOTOR VEHICLE THEFT-AUTO	1			
0712	M.V. THEFT - STREET - RESIDENTIAL AREA	2			
0926	ARSON-INCENDIARY DEVICE-MOTOR VEHICLE	1			
0927	ARSON-INCENDIARY DEVICE-OPEN COUNTRY	1			
1010	FORGERY	1			
1020	COUNTERFEITING	3	1		
1100	FRAUD	10			
1110	FRAUD - BAD CHECKS	1			
1120	FRAUD - CREDIT CARDS	3			
1130	FRAUD - ALL OTHER (FLIM FLAM, CONFIDENCE	2			
1191	WELFARE FRAUD	1			
1300	STOLEN PROPERTY-RECEIVING,POSSESSING,ETC	1			
1410	CRIMINAL MISCHIEF TO AUTOMOBILES	13			
1420	CRIMINAL MISCHIEF TO PRIVATE BUILDINGS	5	1		
1440	CRIMINAL MISCHIEF - ALL OTHER	4			
1450	ALL OTHER VANDALISM(GRAFFITI)	2			
1500	WEAPONS-CARRYING,POSSESSING,ETC.	3	1		
1532	WEAPONS - POSSESSION - KNIFE	1			
1700	SEX OFFENSES (EXCEPT RAPE & PROSTITUTION	3			

# Calls for Service - by UCR Code



Incidents Reported Between 12/01/2012 and 12/31/2012

All Municipalities

Code	Description	Primary Count	Secondary UCR Count		
			Code 2	Code 3	Code 4
1720	SEX OFFENSES - INDECENT EXPOSURE	1			
1811	NARCOTICS-SALE-MORPHINE,HEROIN,COCAINE	3			
1812	NARCOTICS-SALE-MARIJUANA, HASHISH, ETC.	0		1	
1813	DRUGS-SALE/MFG-SYNTHETIC NARCOTICS	2			
1832	NARCOTICS-POSSESSION-MARIJUANA,ETC.	6	1		
1833	NARCOTICS-POSSESSION-SYNTHETIC NARCOTIC	1			
1834	NARCOTICS-POSSESSION-OTHER DANGEROUS	2	1		
2020	OFFENSES AGAINST FAMILY-CHILD ABUSE	1			
2110	DRIVING UNDER THE INFLUENCE-LIQUOR/DRUGS	0	2	1	
2111	DRIVING UNDER THE INFLUENCE - ALCOHOL	6	1		
2112	DRIVE UNDER INFLUENCE-ALCOHOL-IMPAIRED	2			
2211	LIQUOR LAW-UNDERAGE-PURCH,CONSMP,POSSES	1			
2300	PUBLIC DRUNKENNESS	26	1		
2400	DISORDERLY CONDUCT	4	2		
2410	HARASSMENT BY COMMUNICATION	20			
2420	DISORDERLY CONDUCT-PUBLIC PLACES	1			
2430	DISORDERLY CONDUCT - DRUGS	1			
2450	HARASSMENT	19			
2460	DISORDERLY CONDUCT-OBSCENE LANGUAGE	1			
2600	ALL OTHER CRIMES CODE VIOLATIONS	2		1	
2616	ALL OTHERS - CONTEMPT OF COURT (NON M.V)	2			
2639	ALL OTHERS - ILLEGAL DUMPING	8			
2640	ALL OTHER ORDINANCE VIOLATIONS	1			
2660	ALL OTHER OFFENSES - TRESPASSING	2	1		
2691	OPEN CONTAINER ORDINANCE	1			
2900	LOST/MISSING PERSONS	1			
2910	LOST/MISSING PROPERTY	2			
2990	RUNAWAYS - (JUVENILE) - REPORTS	3			
3000	FOUND/RECOVERED PROPERTY	12			
3320	DOA	4			
3400	MENTAL HEALTH	23	1		
3500	SUSPICIOUS PERSONS,AUTOS,CIRCUMSTANCES	120			
3600	DISTURBANCES-DOMESTIC	83	13	1	
3610	DISTURBANCES-JUVENILE	9			
3620	DISTURBANCES-OTHER (FIGHTS,DISPUTES,ETC)	138			
3630	LOUD MUSIC DISTURBANCE	12			
3640	ANIMAL COMPLAINTS-BARKING DOGS(FOUNDED)	2			
3800	SERVICE CALL-MISCELLANEOUS	84			
3810	SERVICE CALL-ALARMS-UNFOUNDED-EXCPT FIRE	69			
3840	FIRES (INCLUDING ALARMS-FOUNDED/UNFOUND)	6			
3870	MEDICAL EMERGENCY	27	2		
3900	TRAFFIC & PARKING PROBLEMS	95			
4014	NON-CRIMINAL-INVESTIGATE OPEN DOOR,ETC.	16			
4027	911 HANGUPS-UNFOUNDED	28			
4028	NON-CRIMINAL-OTHER INVESTIGATIONS	68			
4029	GUNSHOTS	4			
5100	JUVENILE	24			
5105	INFORMATION	2			

# Calls for Service - by UCR Code




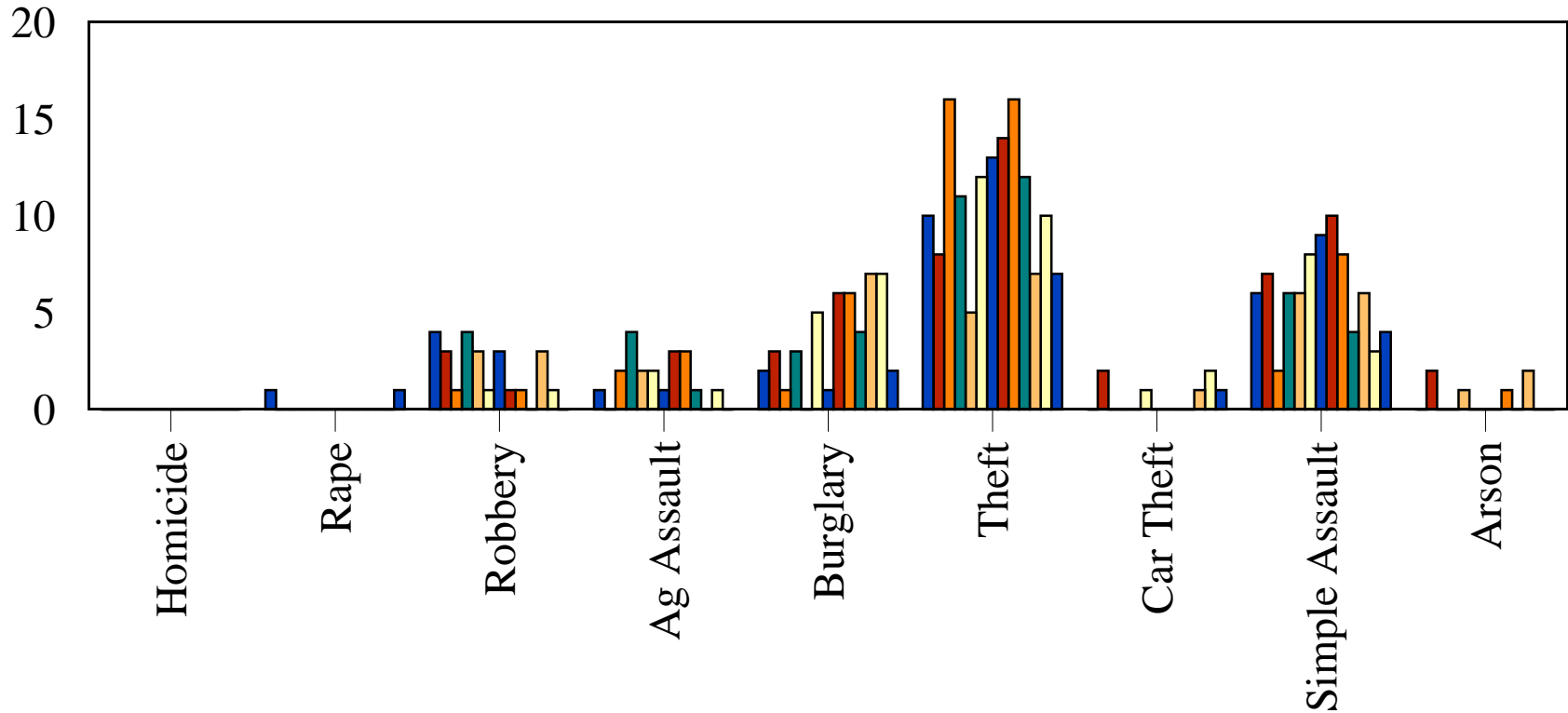
Incidents Reported Between 12/01/2012 and 12/31/2012

All Municipalities

Code	Description	Primary Count	Secondary UCR Count		
			Code 2	Code 3	Code 4
5502	ANIMAL COMPLAINTS - BARKING DOGS(UNF)	1			
5504	ANIMAL COMPLAINTS - DOG BITES	2	1		
5506	ANIMAL COMPLAINTS - STRAY ANIMALS	20			
5510	ANIMAL COMPLAINTS - OTHER	13			
5590	ANIMAL COMPLAINTS - REPORTS	3			
6001	TRAFFIC ACCIDENT-HIT AND RUN-INJURY	2			
6004	TRAFFIC ACC. INVOLVING PROPERTY DAMAGE	2			
6005	TRAFFIC ACCIDENT- HIT AND RUN	12			
6006	TRAFFIC ACCIDENT INVOLVING INJURY	14			
6008	ACCIDENT INVOLVING NONINJURY	43			
6350	TRAFFIC ENFORCEMENT-PATROL	10			
6602	TRAFFIC RELATED -IMPOUNDED,ABANDON M.V.	11			
6605	TRAFFIC RELATED-UNFOUND ACCIDENT	5			
6608	TRAFFIC RELATED - ESCORTS	1			
6610	TRAFFIC RELATED - MOTORIST AID	4			
6613	TRAFFIC RELATED-SEIZED REG OR LICENSE	11			
7002	BUILDING CHECKS - OFFICER INITIATED	105			
7003	BUILDING CHECK BUSINESS	19			
7006	PUBLIC SERVICES - LOCK OUT	3			
7502	ASSIST OTHER AGENCIES - FIRE DEPT.	24			
7504	ASSIST OTHER AGENCIES - OTHER POLICE	60			
7506	ASSISTING OTHER AGENCIES - ALL OTHERS	11			
7508	ASSIST POTTSTOWN POLICE	16			
7510	LIVE SCAN	17			
8010	WARRANTS - LOCAL - CRIMINAL	2			
8014	WARRANTS - LOCAL - OTHER WARRANTS	1			
8110	WARRANTS - MONTGMERY COUNTY BENCH	9			
8114	WARRANTS - OTHER AUTHORITY-OTHER WARRANT	6		1	
8504	DEPARTMENTAL SERVICES - JAIL DUTY	56			
8518	DEPARTMENTAL SERVICES - RECORD CHECKS	1			
9100	CARD STRUCK WHEN NOT NEEDED	7			
CITT	TRAFFIC CITATION	147			
XXXX	*Restricted	1			
<b>Total Calls</b>		<b>1,720</b>			

# Ward 1

## Part 1 Crimes - 12 Month Comparison





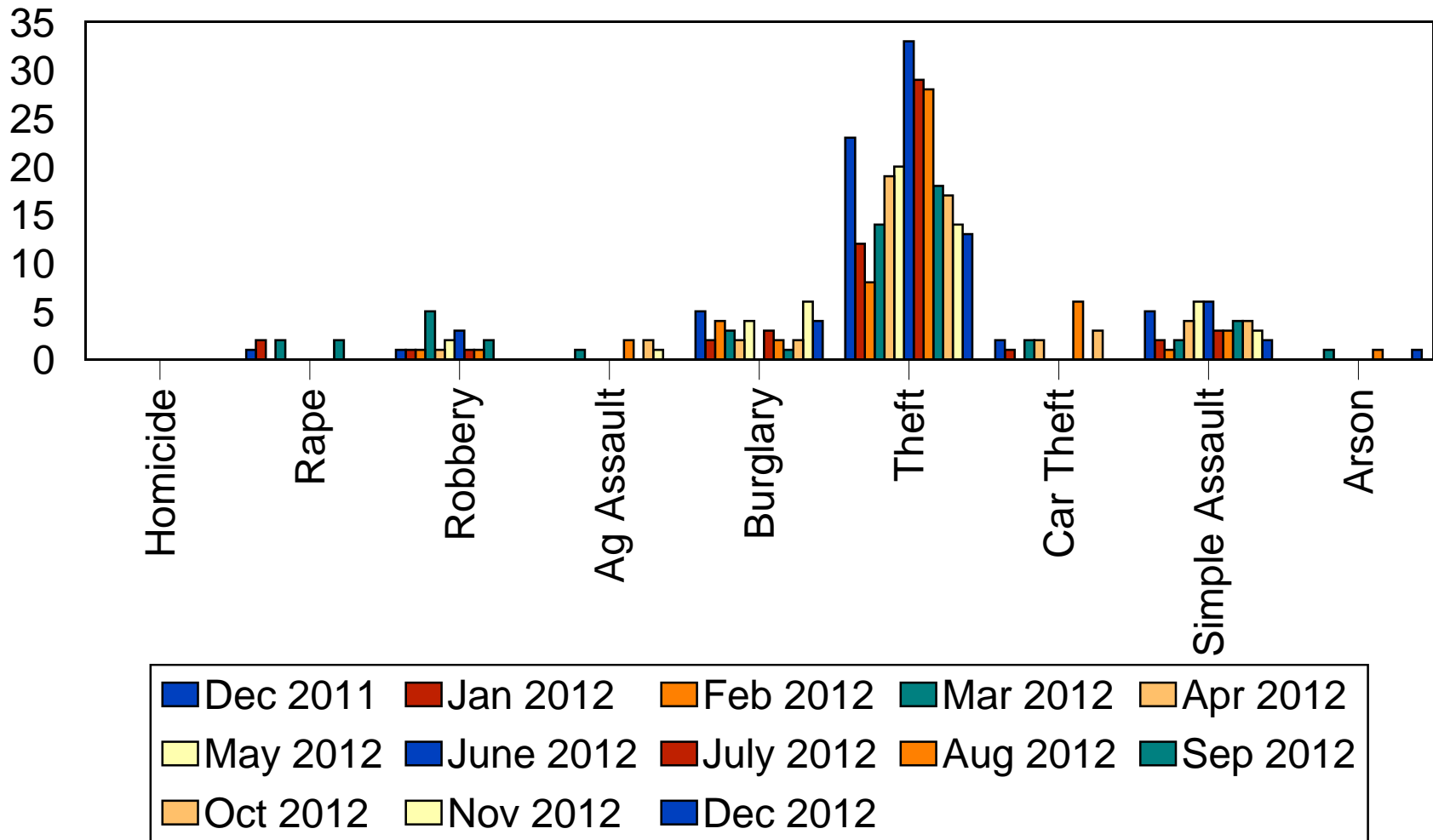






# Ward 3

## Part 1 Crimes - 12 Month Comparison

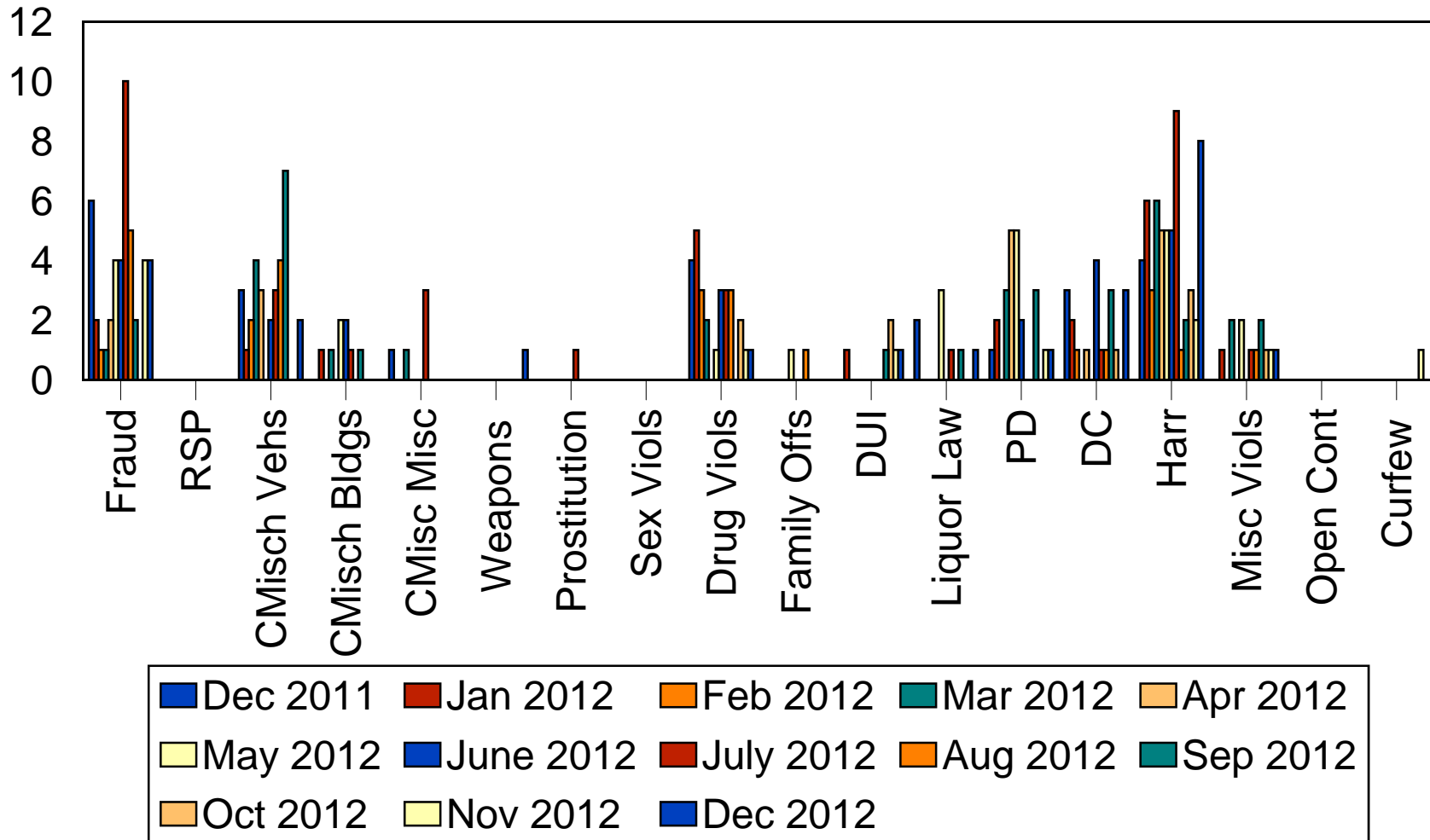






# Ward 4

## Part 2 Crimes - 12 Month Comparison



# Ward 5

## Part 1 Crimes - 12 Month Comparison

