

**POTTSTOWN POLICE DEPARTMENT
MEMORANDUM**

DATE: August 28, 2012
TO: BOROUGH COUNCIL
FROM: Chuck Bleile
Department Administrative Manager
REF: Monthly Report for July 2012

During July 2012 the Pottstown Police Department answered 2,013 calls for service. Of these calls 2,007 occurred in the Borough.

During the month we averaged 64.94 calls per day or 32.47 calls per 12 hour shift. For the year we have answered 12,548 calls. The daily average for the year is 58.91 calls per day or 29.45 calls per 12 hour shift.

During July 2011 we answered 1,747 calls. We answered 266 more calls this month than last July. This is an increase of 15.23% from last year. For the year we have answered 583 more calls than this time in 2011. This is an increase of 4.87%.

Cc Borough Manager
Assistant Borough Manager
Mayor
Capt
Chief
All Personnel

MONTHLY REPORT TO COUNCIL
POLICE ACTIVITY BY WARD
JULY 2012

TYPE OF CALL ANSWERED		WARD						BORO	
CODE	ACTIVITY	1	2	3	4	5	6	7	TOTAL
0100	MURDER -MANSLAUGHTER	0	0	0	0	0	0	0	0
0200	FORCIBLE RAPE	0	1	0	0	0	0	0	1
0300	ROBBERY	1	1	1	1	0	0	0	4
0400	AGGRAVATED ASSAULT	3	3	0	0	1	0	0	7
0500	BURGLARY	6	2	3	3	0	0	0	14
0600	THEFT	14	11	29	11	5	9	5	84
0700	MOTOR VEHICLE THEFT	0	0	0	0	0	0	0	0
0450	ASSAULTS OTHER	10	7	3	0	0	0	3	23
0900	ARSON	0	0	0	0	0	0	0	0
1100	FRAUD	4	1	7	10	2	1	1	26
1300	REC STOLEN PROPERTY	0	0	0	0	1	0	0	1
1410	CRIMINAL MISCHIEF VEHICLES	6	4	8	3	2	4	2	29
1420	CRIMINAL MISCHIEF BUILDINGS	2	1	1	1	0	0	0	5
1440	CRIMINAL MISCHIEF ALL OTHERS	2	6	0	3	2	0	0	13
1500	WEAPONS VIOLATIONS	0	0	1	0	0	0	0	1
1600	PROSTITUTION	1	0	0	1	0	0	0	2
1700	SEX OFFENSES	0	1	0	0	0	0	0	1
1800	NARCOTICS VIOLATIONS	9	3	7	3	0	1	0	23
2000	OFFENSES AGAINST FAMILY	1	1	1	0	0	1	1	5
2100	DUI	0	3	2	0	0	0	0	5
2200	LIQUOR LAW VIOLATIONS	0	0	0	1	0	0	0	1
2300	PUBLIC DRUNKENESS	8	13	5	0	0	0	0	26
2400	DISORDERLY CONDUCT	4	3	5	1	0	2	2	17
2450	HARASSMENT	9	10	6	9	2	7	3	46
2600	ALL OTHER VIOLATIONS	11	3	3	1	2	4	1	25
2691	OPEN CONTAINER VIOLATIONS	1	0	0	0	0	0	0	1
2800	CURFEW VIOLATIONS	0	2	0	0	0	0	0	2
2900	RUNAWAYS	3	3	1	4	0	0	0	11
3600	DOMESTIC DISTURBANCES	32	28	23	14	6	12	7	122
3610	OTHER DISTURBANCES	82	44	48	18	6	21	11	230
3810	FALSE ALARMS	11	1	31	6	8	18	11	86
3900	TRAFFIC AND PARKING PROBLEMS	10	14	29	13	5	12	3	86
6001	HIT AND RUN INJURY	0	0	0	0	0	0	1	1
6002	DEATH	0	0	0	0	0	0	0	0
6004	PROPERTY DAMAGE	1	0	0	0	0	0	1	2
6005	HIT AND RUN	3	0	4	0	2	1	0	10
6006	INJURY	1	1	3	2	0	0	2	9
6007	PEDESTRIAN	0	0	0	0	0	0	0	0
6008	NONINJURY	1	6	12	3	0	6	1	29
6010	OTHERS	0	0	0	0	0	0	0	0
6602	ABANDONED VEHICLES	2	6	9	2	1	2	0	22
8000	WARRANTS SERVED	6	9	4	0	1	0	1	21
MISC	ALL OTHER CALLS	167	360	254	67	34	72	62	1016
TOTAL		411	548	500	177	80	173	118	2007
TOTAL 2011		427	416	401	129	84	185	91	1733
INCREASE OR DECREASE FROM 2011		-16	132	99	48	-4	-12	27	274
PERCENT INCREASE OR DECREASE		-4%	32%	25%	37%	-5%	-6%	30%	16%
TRAFFIC CITATIONS									
SPEEDING		0	0	38	0	0	0	7	45
ALL OTHER MOVING VIOLATIONS		21	19	38	4	1	19	9	111

Calls for Service - by UCR Code



Incidents Reported Between 07/01/2012 and 07/31/2012

All Municipalities

Code	Description	Primary Count	Secondary UCR Count		
			Code 2	Code 3	Code 4
0200	RAPE	1			
0341	STRONG ARM - HIGHWAY	2			
0342	STRONG ARM - HIJACKING	1			
0410	ASSAULT - FIREARM	1			
0420	ASSAULT - KNIFE OR CUTTING INST	2			
0430	ASSAULT-OTHER DANGEROUS WEAPON	1			
0440	ASSAULT - ATROCIOUS- HANDS,FISTS,FEET	3			
0450	OTHER ASSAULTS - NOT AGGRAVATED	23			
0511	BURGLARY-FORCED ENTRY-RESIDENCE-NIGHT	2			
0512	BURGLARY-FORCED ENTRY-RESIDENCE-DAY	4			
0513	BURGLARY-FORCED ENTRY-RESIDNTL-TIME UNKN	1			
0514	BURGLARY-FORCE ENTRY-NON-RESID-NIGHT	1			
0516	BURGLARY-FORCED ENTRY-NON-RESID-TIME UNK	1			
0521	UNLAWFUL ENTRY-NO FORCE-RESIDENCE-NIGHT	2			
0522	UNLAWFUL ENTRY-NO FORCE-RESIDENCE-DAY	2			
0533	ATTEMPTED FORCIBLE ENTRY-RES.-UNKNOWN	1			
0614	THEFT-\$200 & OVER-FROM AUTO (EXCPT 0615)	8			
0616	THEFT-\$200 & OVER-BICYCLES	4			
0617	THEFT-\$200 & OVER-FROM BUILDINGS	9			
0619	THEFT-\$200 & OVER-ALL OTHER	6			
0623	THEFT-\$50 TO \$200-RETAIL THEFT	4			
0624	THEFT-\$50 TO \$200-FROM AUTO (EXCPT 0625)	7			
0625	THEFT-\$50-\$200-AUTO PARTS & ACCESSORIES	1			
0626	THEFT-\$50 TO \$200-BICYCLES	4			
0627	THEFT-\$50 TO \$200-FROM BUILDINGS	4			
0629	THEFT-\$50 TO \$200-ALL OTHER	7			
0633	THEFT-UNDER \$50-RETAIL THEFT	6			
0634	THEFT-UNDER \$50-FROM AUTO (EXCEPT 0635)	10			
0635	THEFT-UNDER \$50-AUTO PARTS & ACCESSORIES	3			
0637	THEFT - UNDER \$50 - FROM BUILDINGS	6			
0639	THEFT-UNDER \$50-ALL OTHER	3			
0644	THEFT-ATTEMPTED-FROM AUTO (EXCEPT 0645)	1			
0649	THEFT-ATTEMPTED-ALL OTHER	1			
1010	FORGERY	4			
1020	COUNTERFEITING	3			
1026	COUNTERFEITING - USING	1			
1100	FRAUD	10			
1110	FRAUD - BAD CHECKS	1			
1120	FRAUD - CREDIT CARDS	4			
1130	FRAUD - ALL OTHER (FLIM FLAM, CONFIDENCE	2			
1300	STOLEN PROPERTY-RECEIVING,POSSESSING,ETC	1			
1410	CRIMINAL MISCHIEF TO AUTOMOBILES	29	1		
1420	CRIMINAL MISCHIEF TO PRIVATE BUILDINGS	4			
1430	CRIMINAL MISCHIEF - PUBLIC BUILDINGS	1			
1440	CRIMINAL MISCHIEF - ALL OTHER	12			
1450	ALL OTHER VANDALISM(GRAFFITI)	1			
1531	WEAPONS - POSSESSION - FIREARMS	1			
1610	PROSTITUTION	2			

Calls for Service - by UCR Code



Incidents Reported Between 07/01/2012 and 07/31/2012

All Municipalities

Code	Description	Primary Count	Secondary UCR Count		
			Code 2	Code 3	Code 4
1720	SEX OFFENSES - INDECENT EXPOSURE	1			
1811	NARCOTICS-SALE-MORPHINE,HEROIN,COCAINE	5	1		
1812	NARCOTICS-SALE-MARIJUANA, HASHISH, ETC.	3			
1813	DRUGS-SALE/MFG-SYNTHETIC NARCOTICS	1			
1831	NARCOTICS-POSSESSION-MORP,HERION,COCAINE	1	1		
1832	NARCOTICS-POSSESSION-MARIJUANA,ETC.	7			
1833	NARCOTICS-POSSESSION-SYNTHETIC NARCOTIC	1			
1834	NARCOTICS-POSSESSION-OTHER DANGEROUS	4	4		
1842	NARCOTICS-USE-MARIJUANA, HASHISH, ETC.	1			
2000	OFFENSES AGAINST FAMILY & CHILDREN	3	1		
2040	OFFENSES AGAINST FAMILY - OTHER	2			
2110	DRIVING UNDER THE INFLUENCE-LIQUOR/DRUGS	2			
2111	DRIVING UNDER THE INFLUENCE - ALCOHOL	2			
2112	DRIVE UNDER INFLUENCE-ALCOHOL-IMPAIRED	1			
2211	LIQUOR LAW-UNDERAGE-PURCH,CONSM,POSSES	1			
2300	PUBLIC DRUNKENNESS	26	2		
2400	DISORDERLY CONDUCT	9	1		
2410	HARASSMENT BY COMMUNICATION	18			
2420	DISORDERLY CONDUCT-PUBLIC PLACES	2			
2430	DISORDERLY CONDUCT - DRUGS	5	1		
2440	DISORDERLY CONDUCT-DISTURBING THE PEACE	1			
2450	HARASSMENT	28	1		
2600	ALL OTHER CRIMES CODE VIOLATIONS	4	2		
2616	ALL OTHERS - CONTEMPT OF COURT (NON M.V)	3			
2624	ALL OTHER OFFENSES - FALSE POLICE REPORT	1			
2630	ALL OTHER OFFENSES - KIDNAPPING	1			
2639	ALL OTHERS - ILLEGAL DUMPING	11			
2640	ALL OTHER ORDINANCE VIOLATIONS	1			
2650	ALL OTHERS - PUBLIC NUISANCE	1			
2660	ALL OTHER OFFENSES - TRESPASSING	3	1		
2691	OPEN CONTAINER ORDINANCE	1			
2811	CURFEW LAW (JUVENILE) - MALE	0	1		
2812	CURFEW LAW (JUVENILE) - FEMALE	2		1	
2900	LOST/MISSING PERSONS	1			
2911	RUNAWAY - INCORRIGIBLE -MALE (JUVENILE)	2			
2990	RUNAWAYS - (JUVENILE) - REPORTS	9			
3000	FOUND/RECOVERED PROPERTY	38			
3300	SUICIDES	1			
3310	ATTEMPTED SUICIDES	3			
3320	DOA	2			
3400	MENTAL HEALTH	30	2		
3500	SUSPICIOUS PERSONS,AUTOS,CIRCUMSTANCES	127			
3600	DISTURBANCES-DOMESTIC	122	12	1	
3610	DISTURBANCES-JUVENILE	13			
3620	DISTURBANCES-OTHER (FIGHTS,DISPUTES,ETC)	205			
3630	LOUD MUSIC DISTURBANCE	10			
3640	ANIMAL COMPLAINTS-BARKING DOGS(FOUNDED)	2			
3800	SERVICE CALL-MISCELLANEOUS	58			

Calls for Service - by UCR Code




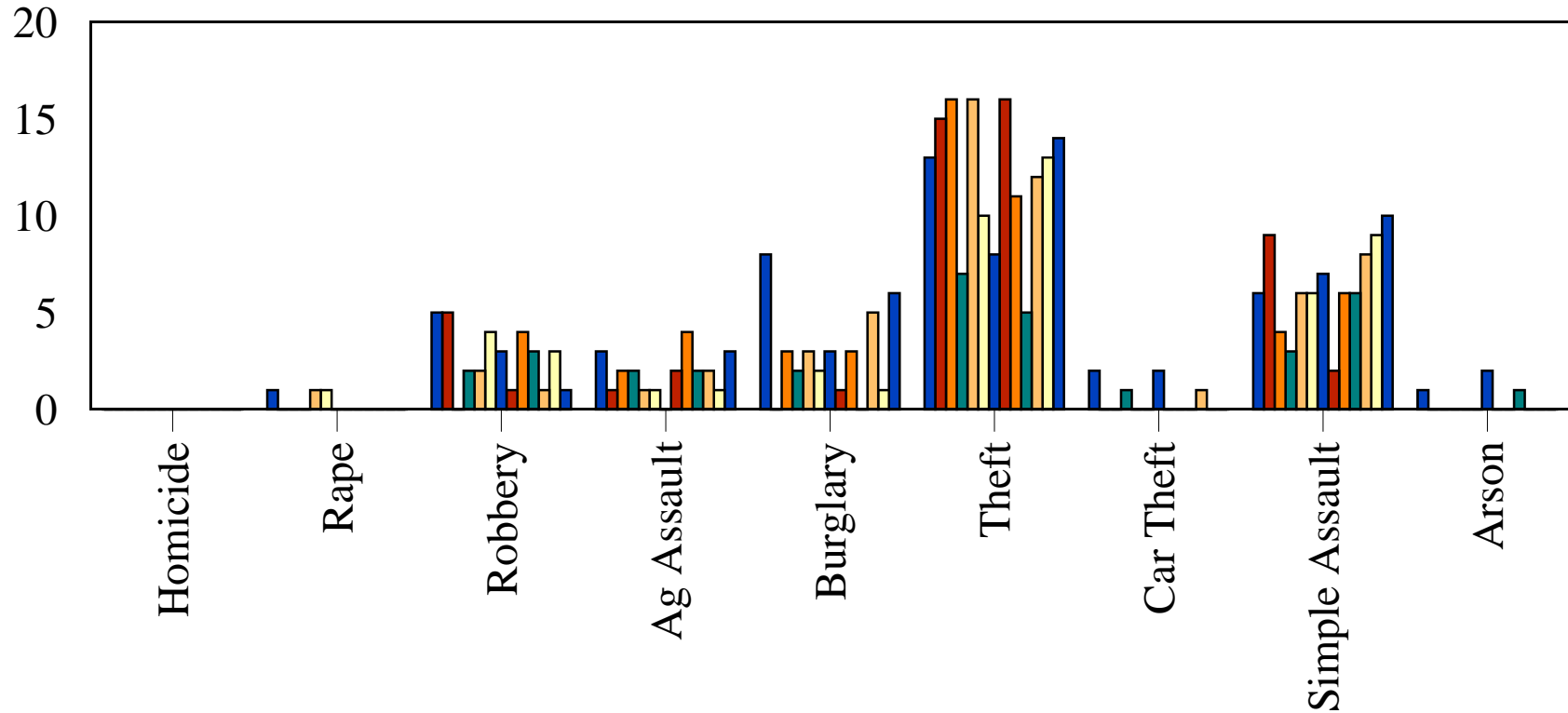
Incidents Reported Between 07/01/2012 and 07/31/2012

All Municipalities

Code	Description	Primary Count	Secondary UCR Count		
			Code 2	Code 3	Code 4
3810	SERVICE CALL-ALARMS-UNFOUNDED-EXCPT FIRE	86			
3820	SERVICE CALL-ASSIST MOTORIST/DISABLE VEH	1			
3840	FIRES (INCLUDING ALARMS-FOUNDED/UNFOUND)	6			
3870	MEDICAL EMERGENCY	44			
3900	TRAFFIC & PARKING PROBLEMS	86			
4010	NON-CRIMINAL-FIRES	2			
4014	NON-CRIMINAL-INVESTIGATE OPEN DOOR,ETC.	11			
4027	911 HANGUPS-UNFOUNDED	25			
4028	NON-CRIMINAL-OTHER INVESTIGATIONS	79			
4029	GUNSHOTS	5			
5008	LOST & FOUND - LOST ARTICLES	4			
5100	JUVENILE	39			
5105	INFORMATION	9			
5502	ANIMAL COMPLAINTS - BARKING DOGS(UNF)	1			
5504	ANIMAL COMPLAINTS - DOG BITES	3			
5506	ANIMAL COMPLAINTS - STRAY ANIMALS	30			
5510	ANIMAL COMPLAINTS - OTHER	19			
5590	ANIMAL COMPLAINTS - REPORTS	4			
6001	TRAFFIC ACCIDENT-HIT AND RUN-INJURY	1			
6004	TRAFFIC ACC. INVOLVING PROPERTY DAMAGE	2			
6005	TRAFFIC ACCIDENT- HIT AND RUN	10			
6006	TRAFFIC ACCIDENT INVOLVING INJURY	9			
6008	ACCIDENT INVOLVING NONINJURY	29			
6350	TRAFFIC ENFORCEMENT-PATROL	15			
6390	TRAFFIC ENFORCEMENT - REPORTS	1			
6602	TRAFFIC RELATED -IMPOUNDED,ABANDON M.V.	22			
6605	TRAFFIC RELATED-UNFOUND ACCIDENT	3			
6610	TRAFFIC RELATED - MOTORIST AID	10			
6613	TRAFFIC RELATED-SEIZED REG OR LICENSE	3			
7002	BUILDING CHECKS - OFFICER INITIATED	146			
7003	BUILDING CHECK BUSINESS	11			
7006	PUBLIC SERVICES - LOCK OUT	1			
7502	ASSIST OTHER AGENCIES - FIRE DEPT.	28			
7504	ASSIST OTHER AGENCIES - OTHER POLICE	98			
7506	ASSISTING OTHER AGENCIES - ALL OTHERS	14			
7508	ASSIST POTTSTOWN POLICE	20			
7510	LIVE SCAN	22			
8010	WARRANTS - LOCAL - CRIMINAL	3			
8014	WARRANTS - LOCAL - OTHER WARRANTS	1			
8110	WARRANTS - MONTGMERY COUNTY BENCH	10			
8114	WARRANTS - OTHER AUTHORITY-OTHER WARRANT	7	1		
8504	DEPARTMENTAL SERVICES - JAIL DUTY	87			
8518	DEPARTMENTAL SERVICES - RECORD CHECKS	1			
9100	CARD STRUCK WHEN NOT NEEDED	22			
CITT	TRAFFIC CITATION	134			
Total Calls		2,147			

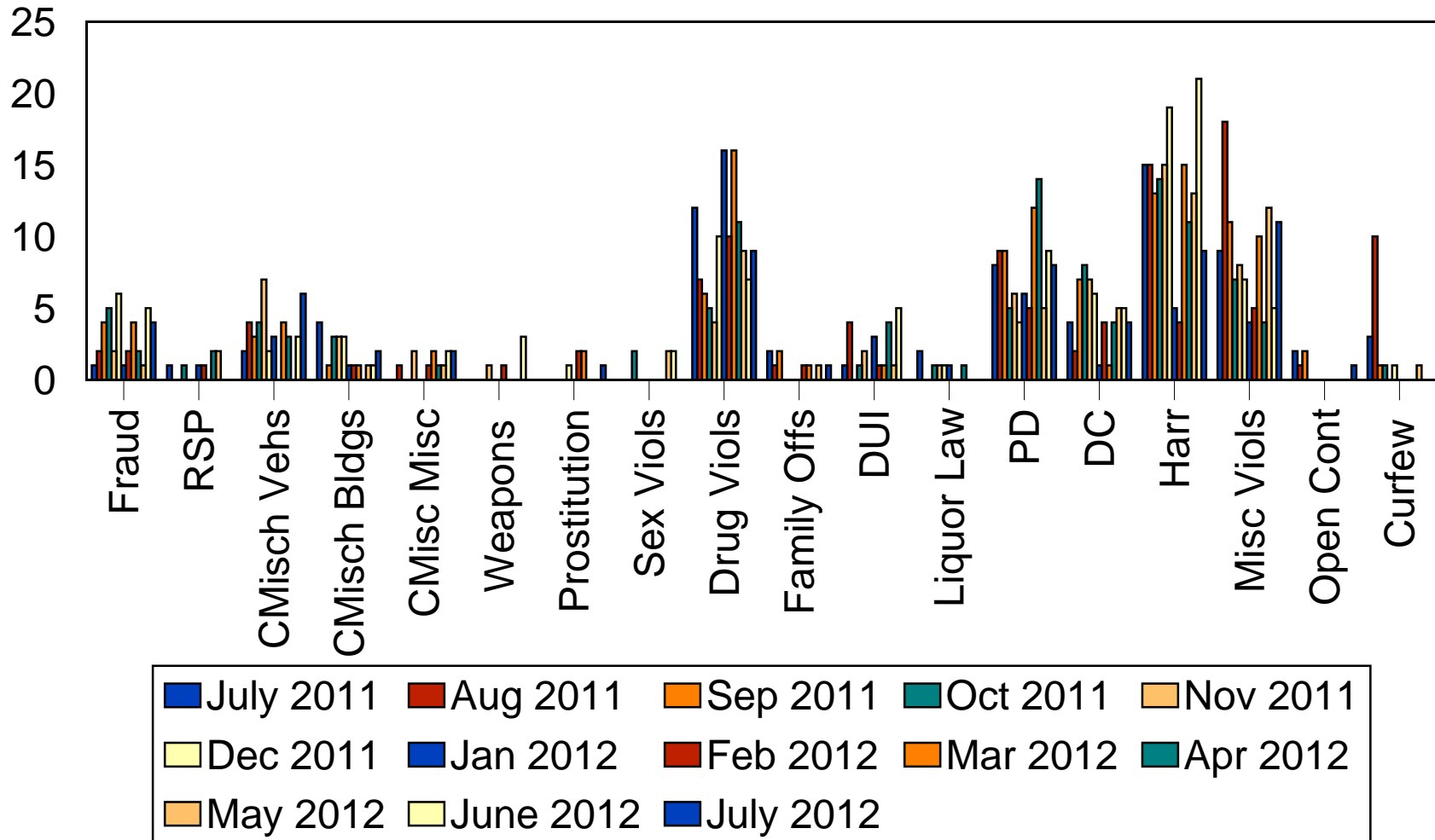
Ward 1

Part 1 Crimes - 12 Month Comparison



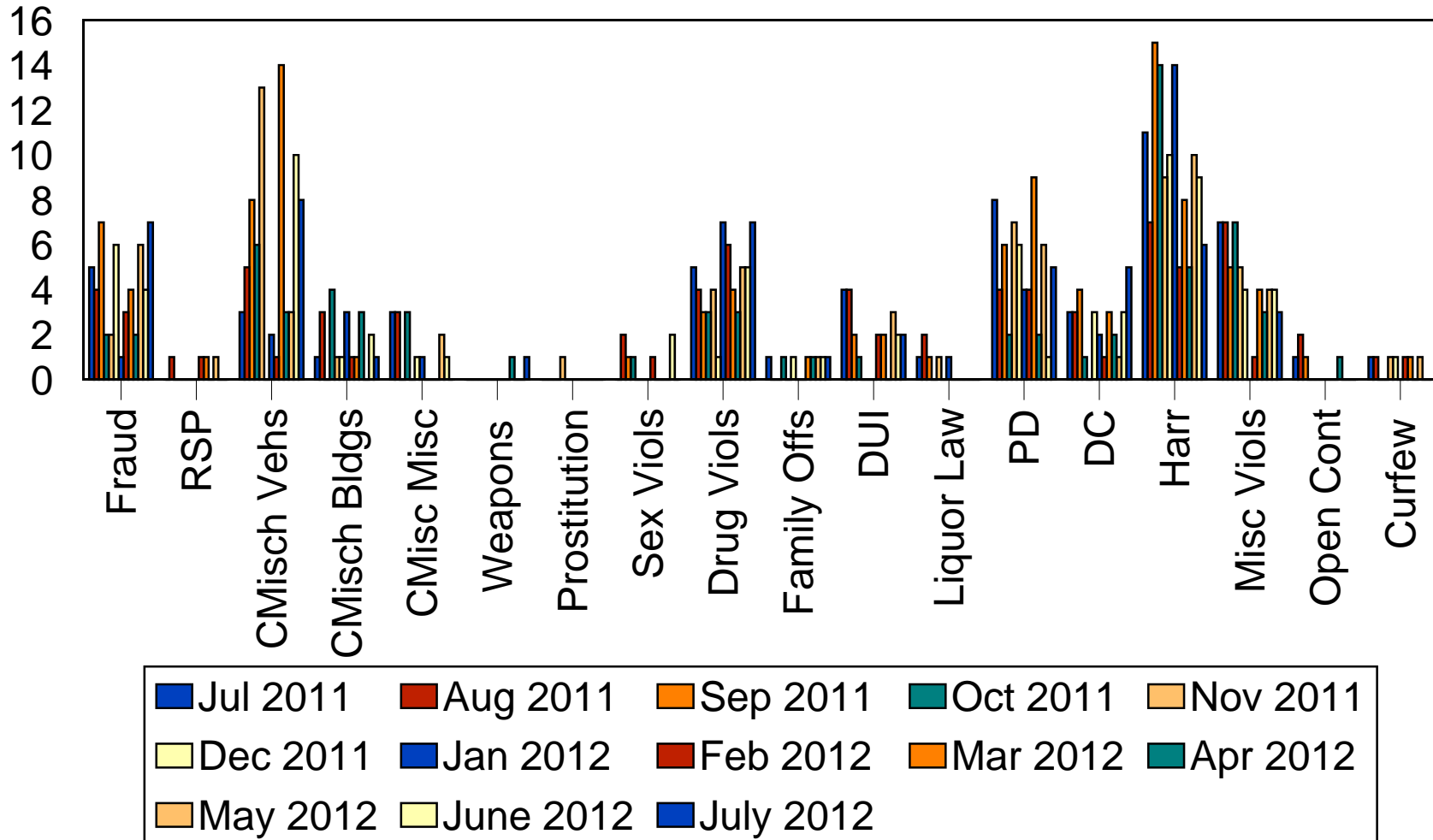
Ward 1

Part 2 Crimes - 12 Month Comparison



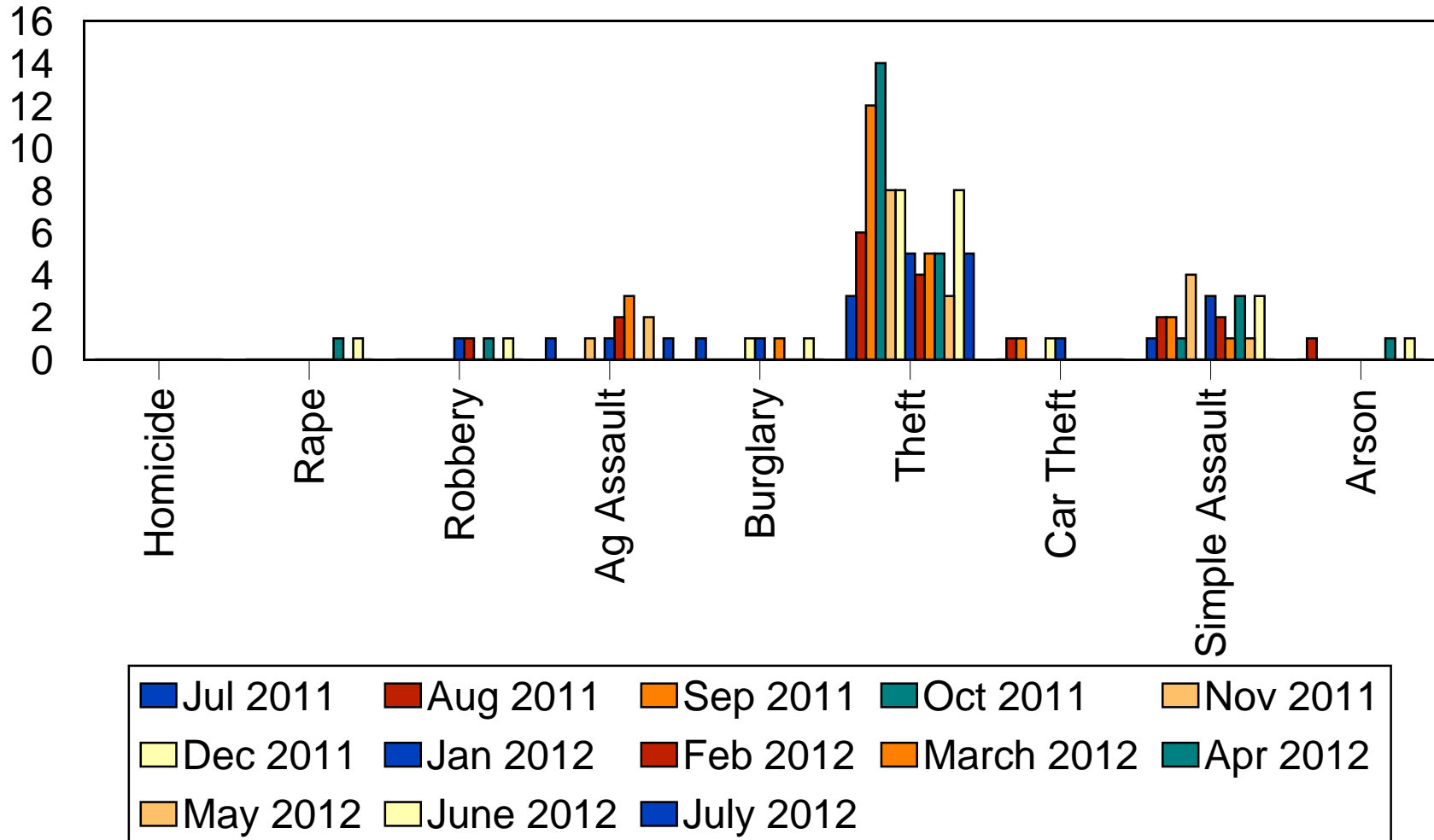
Ward 3

Part 2 Crimes - 12 Month Comparison



Ward 5

Part 1 Crimes - 12 Month Comparison



Ward 6

Part 1 Crimes - 12 Month Comparison

