

**POTTSTOWN POLICE DEPARTMENT  
MEMORANDUM**

DATE: June 23, 2022

TO: BOROUGH COUNCIL

FROM: Kevin Owens  
Department Administrative Manager

REF: Monthly Report for May 2022

During May 2022, the Pottstown Police Department answered 2,379 calls for service. Of these calls 2,373 occurred in the Borough.

During the month we averaged 76.74 calls per day or 38.37 calls per 12 hour shift. For the year we have answered 11,343 calls. The daily average for the year is 75.12 calls per day or 37.56 calls per 12 hour shift.

During May 2021 , we answered 2,373 calls. We answered 6 more calls this month than last May. This is an increase of .06% last year. For the year we have answered 803 more calls than this time in 2021. This is an overall increase of 7.62%

Cc Borough Manager  
Mayor  
Chief  
Lt. Long  
Lt. Morrissey  
All Personnel

<b>Mat 2022 Tally Sheet</b>									
<b>Code</b>	<b>Activity</b>	<b>1</b>	<b>2</b>	<b>3</b>	<b>4</b>	<b>5</b>	<b>6</b>	<b>7</b>	<b>Boro Total</b>
0100	Murder- Manslaughter	0	0	0	0	1	0	0	1
0200	Forcible Rape	0	0	1	0	0	1	0	2
0300	Robbery	3	2	2	0	1	1	0	9
0400	Aggravated Assault	3	0	3	0	1	0	2	9
0500	Burglary	3	3	1	0	0	0	1	8
0600	Theft	10	8	22	5	2	4	3	54
0700	Motor Vehicle Theft	0	0	0	0	0	1	0	1
0450	Assaults other	2	4	3	0	2	1	0	12
0900	Arson	0	0	0	0	0	0	0	0
1100	Fraud	6	1	4	2	2	6	1	22
1300	Rec Stolen Property	0	0	0	0	0	0	0	0
1410	Criminal Mischief Vehicles	2	3	4	1	1	1	0	12
1420	Criminal Mischief Buildings	0	1	1	1	0	0	0	3
1440	Criminal Mischief All Others	2	1	2	0	0	1	0	6
1500	Weapons Violation	1	0	0	1	1	0	0	3
1600	Prostitution	0	0	0	0	0	0	0	0
1700	Sex Offenses	0	0	0	0	0	0	1	1
1800	Narcotics Violations	3	8	7	2	1	4	0	25
2000	Offenses against Family	3	2	1	3	5	3	3	20
2100	DUI	4	2	1	0	0	0	0	7
2200	Liquor Law Violations	0	0	0	0	0	0	0	0
2300	Public Drunkenness	5	4	5	1	1	3	0	19
2400	Disorderly Conduct	4	2	1	1	4	3	2	17
2450	Harassment	6	6	9	1	2	3	1	28
2600	All other Violations	3	3	5	4	1	2	1	19
2691	Open Container Violations	1	0	0	0	0	0	0	1
2800	Curfew Violations	0	0	0	0	0	0	0	0
2900	Runaways	1	1	2	2	0	2	0	8
3600	Domestic Disturbances	21	23	17	9	6	15	5	96
3610	Other Disturbances	62	44	49	20	24	24	8	231
3810	False Alarms	3	6	16	1	2	5	4	37
3900	Traffic and Parking Problems	25	27	39	12	8	22	7	140
6001	Hit and Run Injury	0	0	1	0	0	0	0	1
6002	Death	0	0	0	0	0	0	0	0
6004	Property Damage	3	0	0	1	1	2	1	8
6005	Hit and Run	2	4	9	2	2	3	1	23
6006	Injury	1	1	3	2	0	3	1	11
6007	Pedestrian	0	0	0	0	0	0	0	0
6008	Non-Injury	5	8	13	4	3	6	1	40
6010	Others	0	0	0	0	0	0	0	0
6602	Abandoned vehicles	9	12	14	2	3	2	1	43
8000	Warrants served	8	8	7	2	1	3	0	29
Misc	All other calls for service	247	353	333	110	114	186	88	1431
	<b>Total Call 2022</b>	448	539	575	189	189	307	132	2379
	<b>Total Calls 2021</b>	449	555	635	226	133	268	107	2373
	<b>Traffic Citations</b>								
	Speeding	1	0	20	3	0	5	6	35
	Other traffic citations	15	22	22	31	4	32	8	134
	<b>Increase or Decrease from 2020</b>	-1	-16	-60	-37	56	39	25	6
	<b>Percent Increase or Decrease</b>	0%	-3%	-9%	-16%	42%	15%	23%	1%

# Calls for Service - by UCR Code

Incidents Reported Between 05/01/2022 and 05/31/2022

**POTTSTOWN BORO**



Code	Description	Primary Count	Secondary UCR Count		
			Code 2	Code 3	Code 4
0111	MURDER-FIREARM	1			
0293	FORCIBLE FONDLING	2			
0311	ROBBERY-ARMED-FIREARM-HIGHWAY	2			
0313	ARMED - FIREARM - COMMERCIAL HOUSE	1			
0325	ARMED - KNIFE - CHAIN STORE	1			
0331	ARMED - OTHER DANGEROUS WEAPON - HWY.	1			
0341	STRONG ARM - HIGHWAY	3			
0345	STRONG ARM - CHAIN STORE	1			
0410	ASSAULT - FIREARM	1			
0420	ASSAULT - KNIFE OR CUTTING INST	1			
0430	ASSAULT-OTHER DANGEROUS WEAPON	2			
0440	ASSAULT - ATROCIOUS- HANDS,FISTS,FEET	5	1		
0450	OTHER ASSAULTS - NOT AGGRAVATED	12			
0511	BURGLARY-FORCED ENTRY-RESIDENCE-NIGHT	1			
0513	BURGLARY-FORCED ENTRY-RESIDNTL-TIME UNKN	4			
0523	UNLAWFUL ENTRY-NO FORCE-RESIDENCE-UNK.	1			
0532	ATTEMPT FORCIBLE ENTRY-RESIDENCE-DAY	1			
0534	ATTEMPTED FORCIBLE ENTRY-NONRES.-NIGHT	1			
0613	THEFT-\$200 & OVER-RETAIL THEFT	7			
0614	THEFT-\$200 & OVER-FROM AUTO (EXCPT 0615)	4			
0615	THEFT-\$200 & OVER-AUTO ACCESSORIES	3			
0616	THEFT-\$200 & OVER-BICYCLES	2			
0617	THEFT-\$200 & OVER-FROM BUILDINGS	4			
0619	THEFT-\$200 & OVER-ALL OTHER	6			
0623	THEFT-\$50 TO \$200-RETAIL THEFT	9			
0624	THEFT-\$50 TO \$200-FROM AUTO (EXCPT 0625)	2			
0627	THEFT-\$50 TO \$200-FROM BUILDINGS	1			
0629	THEFT-\$50 TO \$200-ALL OTHER	8			
0633	THEFT-UNDER \$50-RETAIL THEFT	1			
0635	THEFT-UNDER \$50-AUTO PARTS & ACCESSORIES	1	1		
0637	THEFT - UNDER \$50 - FROM BUILDINGS	1			
0639	THEFT-UNDER \$50-ALL OTHER	4			
0690	THEFT - REPORTS	1			
0714	M.V.THEFT-AUTO-SHOPPING CTR.,PARKING LTS	1			
0716	M.V.THEFT-AUTOS - ALL OTHER PARKING LOTS	0	1		
1010	FORGERY	0	1		
1026	COUNTERFEITING - USING	1			
1100	FRAUD	13			
1110	FRAUD - BAD CHECKS	1			
1120	FRAUD - CREDIT CARDS	4			
1130	FRAUD - ALL OTHER (FLIM FLAM, CONFIDENCE	1			
1190	FRAUD - REPORTS	2			
1300	STOLEN PROPERTY-RECEIVING,POSSESSING,ETC	0	5		
1410	CRIMINAL MISCHIEF TO AUTOMOBILES	12			
1420	CRIMINAL MISCHIEF TO PRIVATE BUILDINGS	3			
1440	CRIMINAL MISCHIEF - ALL OTHER	6	1		
1500	WEAPONS-CARRYING,POSSESSING,ETC.	3	2	1	
1790	SEX OFFENSES - REPORTS	1			

**Calls for Service - by UCR Code**

Incidents Reported Between 05/01/2022 and 05/31/2022

**POTTSTOWN BORO**

Code	Description	Primary Count	Secondary UCR Count		
			Code 2	Code 3	Code 4
1811	NARCOTICS-SALE-MORPHINE,HEROIN,COCAINE	4			
1823	NARCOTICS-MANUFACTURE-SYNTHETIC NARCOTIC	1			
1831	NARCOTICS-POSSESSION-MORP,HEROIN,COCAIN	7	1		
1832	NARCOTICS-POSSESSION-MARIJUANA,ETC.	2		1	
1833	NARCOTICS-POSSESSION-SYNTHETIC NARCOTIC	4	1		
1834	NARCOTICS-POSSESSION-OTHER DANGEROUS	7			
2001	CHILD LINE REPORTS	19	1		
2020	OFFENSES AGAINST FAMILY-CHILD ABUSE	1			
2110	DRIVING UNDER THE INFLUENCE-LIQUOR/DRUGS	3			
2111	DRIVING UNDER THE INFLUENCE - ALCOHOL	1			
2112	DRIVE UNDER INFLUENCE-ALCOHOL-IMPAIRED	3			1
2300	PUBLIC DRUNKENNESS	19			
2400	DISORDERLY CONDUCT	6	3		
2410	HARASSMENT BY COMMUNICATION	7			
2430	DISORDERLY CONDUCT - DRUGS	4			
2450	HARASSMENT	28	5		
2600	ALL OTHER CRIMES CODE VIOLATIONS	0	1	1	
2610	ALL OTHERS - BLACKMAIL & EXTORION	2			
2616	ALL OTHERS - CONTEMPT OF COURT (NON M.V)	3			
2639	ALL OTHERS - ILLEGAL DUMPING	8			
2660	ALL OTHER OFFENSES - TRESPASSING	4	1		
2691	OPEN CONTAINER ORDINANCE	2			
2720	DOG LAW & BITES (1ST OFF. & STATE CIT)	1			
2910	LOST/MISSING PROPERTY	3			
2912	RUNAWAY-INCORRIGIBLE-FEMALE (JUVENILE)	1			
2990	RUNAWAYS - (JUVENILE) - REPORTS	4			
3000	FOUND/RECOVERED PROPERTY	30			
3310	ATTEMPTED SUICIDES	1			
3320	DOA	3			
3321	DOA - OVERDOSE	2			
3330	NALOXONE USE/OVERDOSE	5	3		
3400	MENTAL HEALTH	24	2	1	
3410	INVOLUNTARY COMMITMENT	7	1		
3420	VOLUNTARY COMMITMENT	9			
3500	SUSPICIOUS PERSONS,AUTOS,CIRCUMSTANCES	365			
3600	DISTURBANCES-DOMESTIC	96	57	5	
3610	DISTURBANCES-JUVENILE	27	1		
3620	DISTURBANCES-OTHER (FIGHTS,DISPUTES,ETC)	136			
3630	LOUD MUSIC DISTURBANCE	46			
3640	ANIMAL COMPLAINTS-BARKING DOGS(FOUNDED)	1			
3650	FIREWORKS	9			
3660	PFA SERVICE	6	1		
3670	PFA SERVICE WEAPON RELINQUISHMENT	6			
3800	SERVICE CALL-MISCELLANEOUS	161			
3810	SERVICE CALL-ALARMS-UNFOUNDED-EXCPT FIRE	37			
3840	FIRES (INCLUDING ALARMS-FOUNDED/UNFOUND)	19			
3870	MEDICAL EMERGENCY	76	19	6	
3880	OPEN DOORS/WINDOWS - DISCOVERED	1			

# Calls for Service - by UCR Code

Incidents Reported Between 05/01/2022 and 05/31/2022

## POTTSTOWN BORO



Code	Description	Primary Count	Secondary UCR Count		
			Code 2	Code 3	Code 4
3881	MEDICAL EMERGENCY-OVERDOSE	12	3	1	1
3900	TRAFFIC & PARKING PROBLEMS	140			
4002	NON-CRIMINAL-ACCIDENT-HOME(NON-TRAFFIC)	1			
4010	NON-CRIMINAL-FIRES	0	1		
4012	NON-CRIMINAL - GAS LEAKS & EXPLOSIONS	1			
4020	NON-CRIMINAL - SUSPICIOUS AUTO	1			
4024	NON-CRIMINAL - WATER LEAKS,MAINS, ETC.	2			
4026	NON-CRIMINAL-WIRES AND POLES DOWN	3			
4027	911 HANGUPS-UNFOUNDED	11			
4028	NON-CRIMINAL-OTHER INVESTIGATIONS	69	2		
4029	GUNSHOTS	2			
5002	LOST & FOUND - FOUND ANIMAL	1			
5008	LOST & FOUND - LOST ARTICLES	1			
5010	LOST & FOUND - MISSING JUVENILE FEMALE	1			
5016	LOST & FOUND - MISSING ADULT MALES	2			
5100	JUVENILE	9	4	1	
5105	INFORMATION	1			
5502	ANIMAL COMPLAINTS - BARKING DOGS(UNF)	8			
5504	ANIMAL COMPLAINTS - DOG BITES	2			
5506	ANIMAL COMPLAINTS - STRAY ANIMALS	23			
5510	ANIMAL COMPLAINTS - OTHER	9			
5590	ANIMAL COMPLAINTS - REPORTS	1			
6001	TRAFFIC ACCIDENT-HIT AND RUN-INJURY	1			
6004	TRAFFIC ACC. INVOLVING PROPERTY DAMAGE	8			
6005	TRAFFIC ACCIDENT- HIT AND RUN	23			
6006	TRAFFIC ACCIDENT INVOLVING INJURY	11			
6008	ACCIDENT INVOLVING NONINJURY	40			
6350	TRAFFIC ENFORCEMENT-PATROL	64			
6602	TRAFFIC RELATED -IMPOUNDED,ABANDON M.V.	42	1		
6605	TRAFFIC RELATED-UNFOUND ACCIDENT	1			
6607	TRAFFIC RELATED-SCHOOL CROSSING	1			
7002	BUILDING CHECKS - OFFICER INITIATED	110			
7003	BUILDING CHECK BUSINESS	207			
7004	BUILDING CHECKS - VACATION,VACANT HOME	1			
7012	PUBLIC SERVICES - BANK ESCORTS, ETC.	2			
7502	ASSIST OTHER AGENCIES - FIRE DEPT.	42			
7504	ASSIST OTHER AGENCIES - OTHER POLICE	34	1		
7506	ASSISTING OTHER AGENCIES - ALL OTHERS	3			
7510	LIVE SCAN	1			
8010	WARRANTS - LOCAL - CRIMINAL	1	2		
8110	WARRANTS - MONTGOMERY COUNTY BENCH	18			
8114	WARRANTS - OTHER AUTHORITY-OTHER WARRANT	10			
8504	DEPARTMENTAL SERVICES - JAIL DUTY	51			
8518	DEPARTMENTAL SERVICES - RECORD CHECKS	1			
9012	ADMINISTRATION - OTHER MAINTENANCE	1			
9100	CARD STRUCK WHEN NOT NEEDED	53			
CITT	TRAFFIC CITATION	132			

June 23, 2022

# Calls for Service - by UCR Code

Incidents Reported Between 05/01/2022 and 05/31/2022

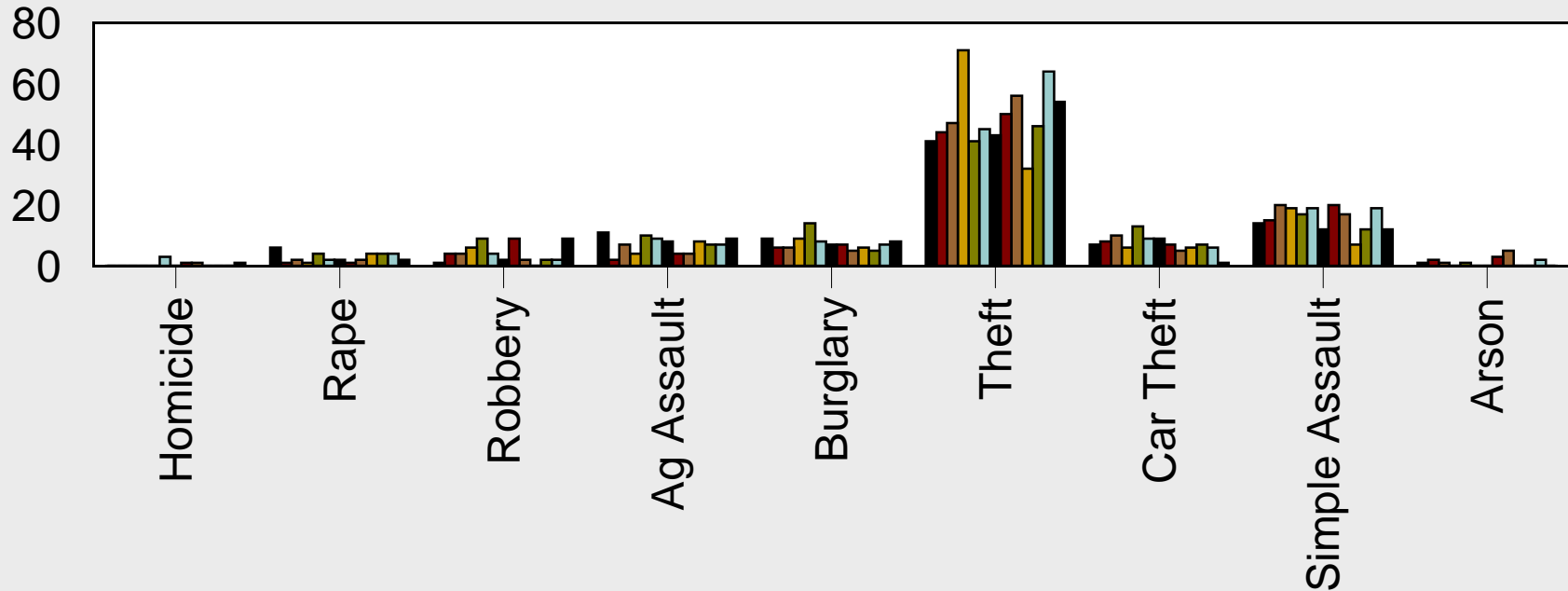
POTTSTOWN BORO



Code	Description	Primary Count	Secondary UCR Count		
			Code 2	Code 3	Code 4
<b>Total Calls</b>		<b>2,512</b>			

# Borough of Pottstown

## Part 1 Crimes - 12 Month Comparison




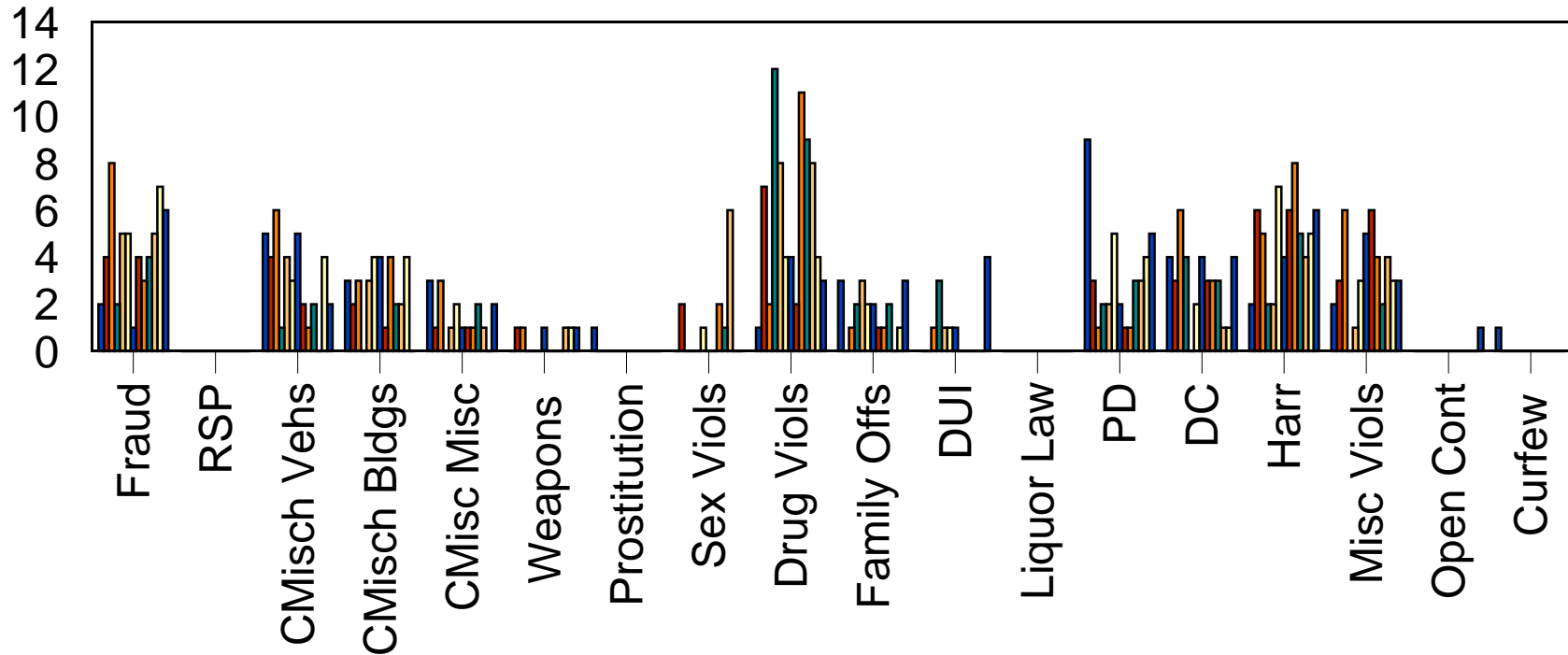






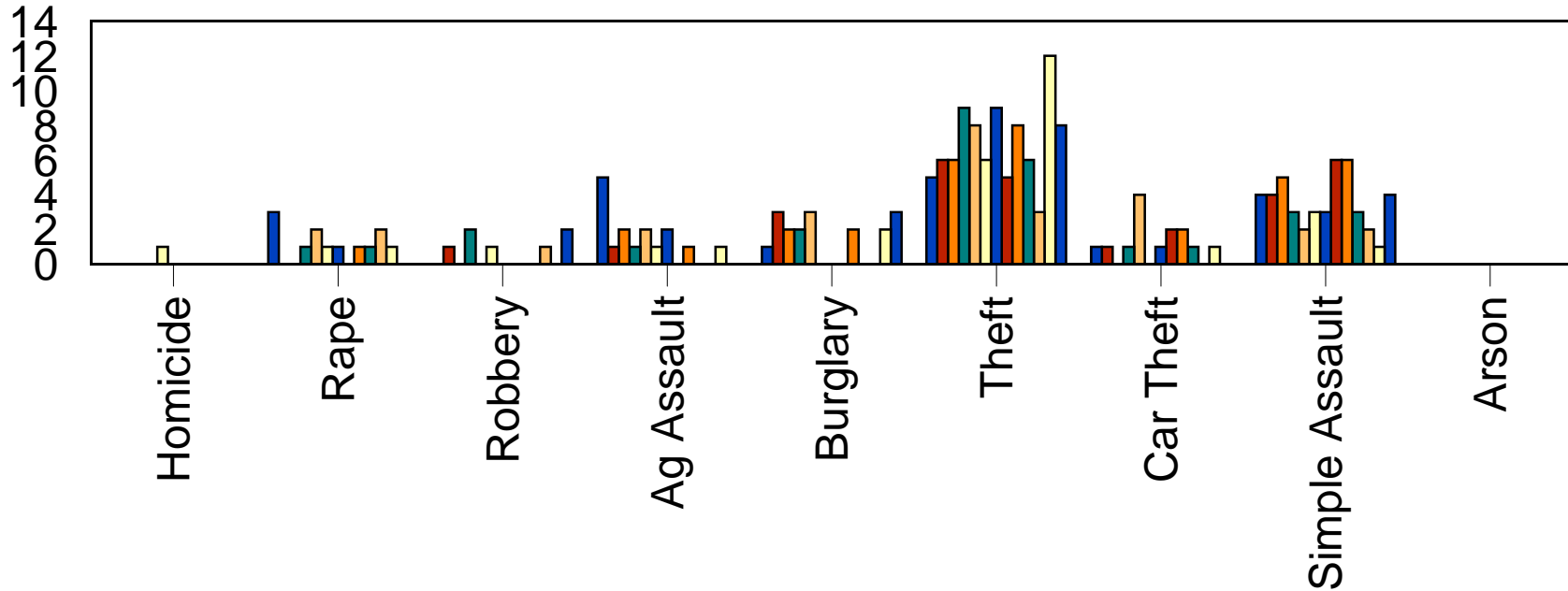
# Ward 1

## Part 2 Crimes - 12 Month Comparison



# Ward 2

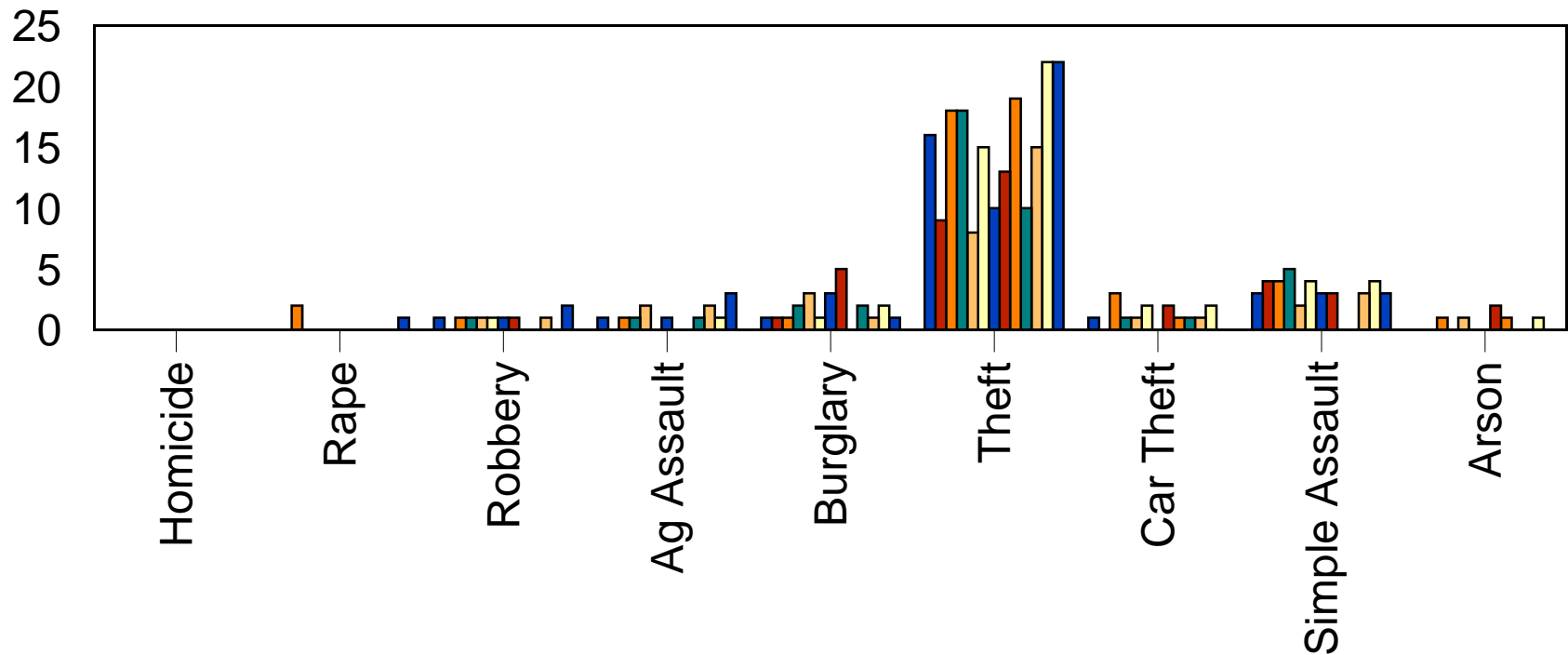
## Part 1 Crimes - 12 Month Comparison





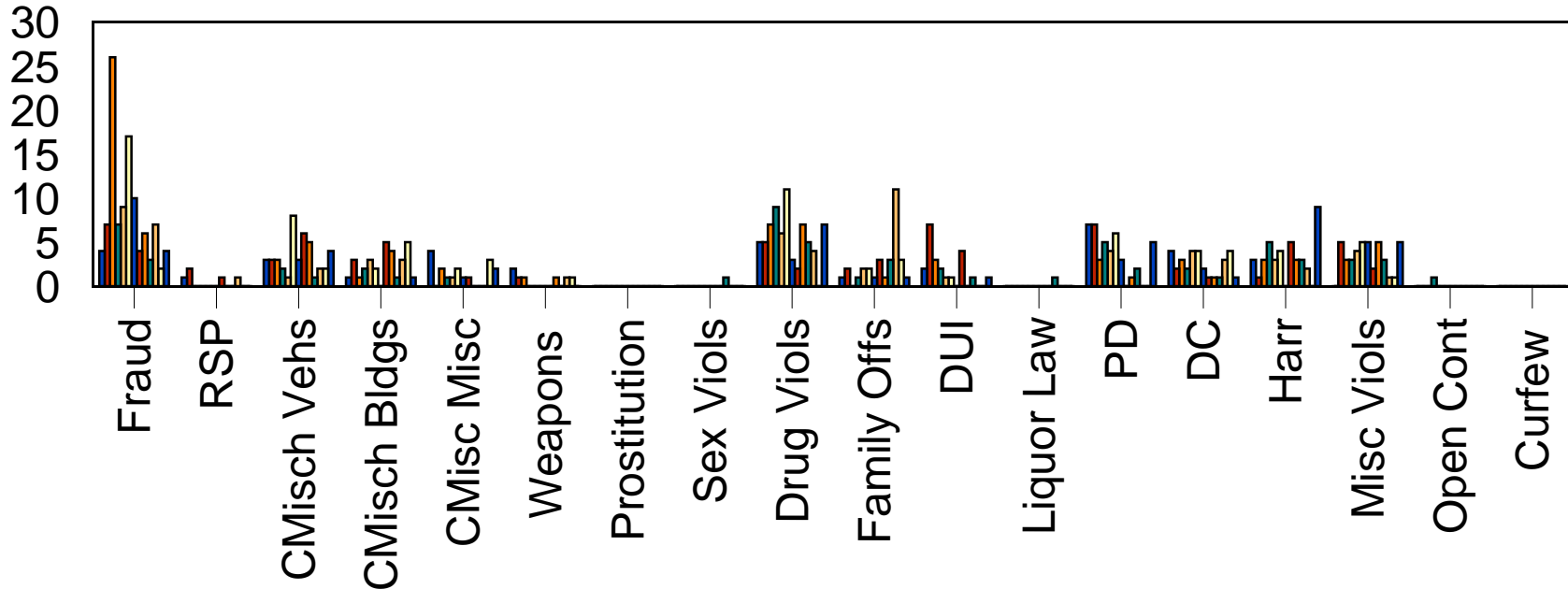
# Ward 3

## Part 1 Crimes - 12 Month Comparison



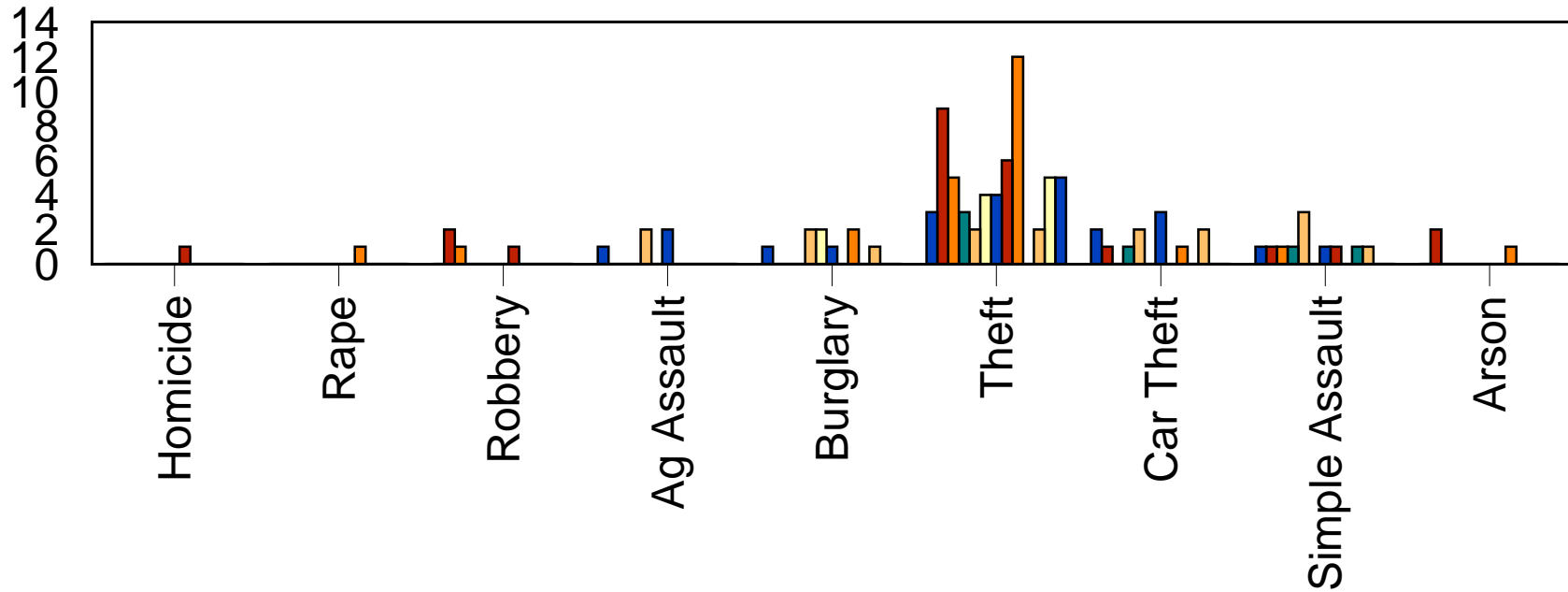
# Ward 3

## Part 2 Crimes - 12 Month Comparison



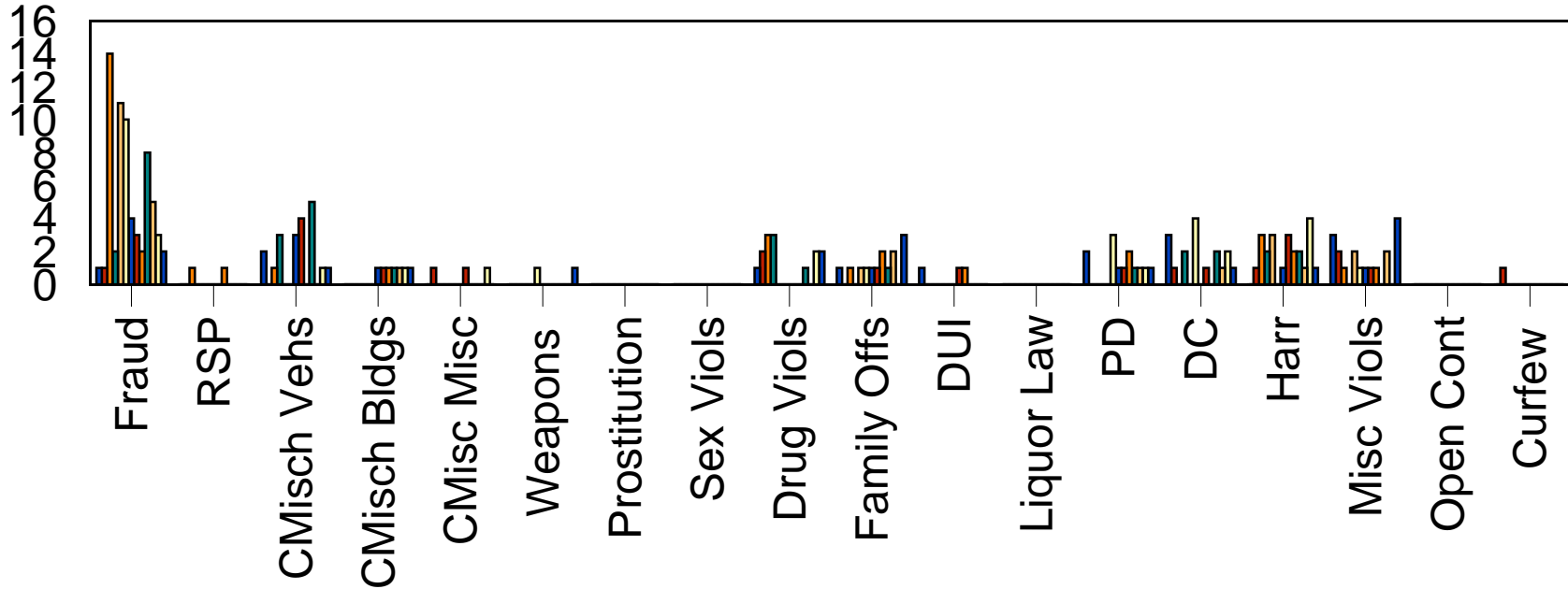
# Ward 4

## Part 1 Crimes - 12 Month Comparison



# Ward 4

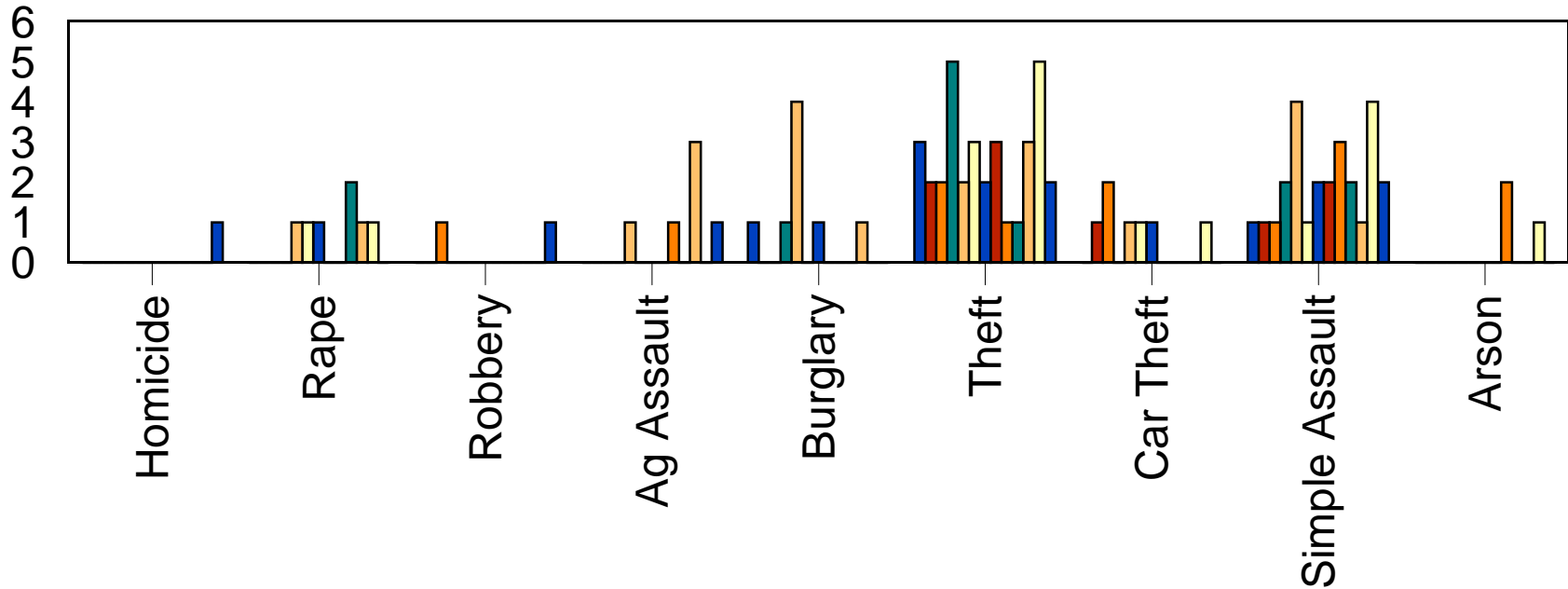
## Part 2 Crimes - 12 Month Comparison





# Ward 5

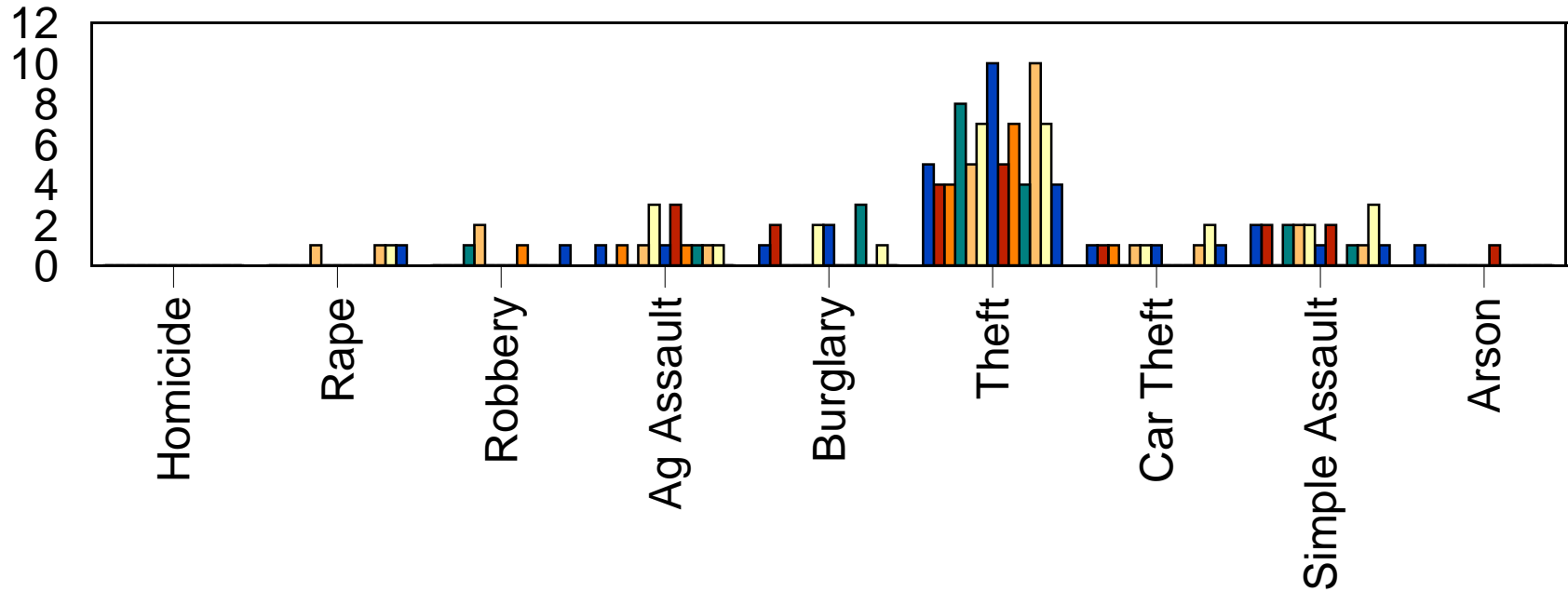
## Part 1 Crimes - 12 Month Comparison





# Ward 6

## Part 1 Crimes - 12 Month Comparison





# Ward 7

## Part 1 Crimes - 12 Month Comparison

