

**POTTSTOWN POLICE DEPARTMENT
MEMORANDUM**

DATE: May 12, 2022

TO: BOROUGH COUNCIL

FROM: Kevin Owens
Department Administrative Manager

REF: Monthly Report for April 2022

During April 2022, the Pottstown Police Department answered 2,218 calls for service. Of these calls 2,212 occurred in the Borough.

During the month we averaged 73.93 calls per day or 36.97 calls per 12 hour shift. For the year we have answered 8,970 calls. The daily average for the year is 74.75 calls per day or 37.38 calls per 12 hour shift.

During April 2021, we answered 2,344 calls. We answered 126 less calls this month than last April. This is an decrease of 5.68% from last year. For the year we have answered 804 more calls than this time in 2021. This is an overall increase of 9.87%

Cc Borough Manager
Mayor
Chief
Lt. Long
Lt. Morrissey
All Personnel

April 2022 Tally Sheet									
Code	Activity	1	2	3	4	5	6	7	Boro Total
0100	Murder- Manslaughter	0	0	0	0	0	0	0	0
0200	Forcible Rape	1	1	0	0	1	1	0	4
0300	Robbery	2	0	0	0	0	0	0	2
0400	Aggravated Assault	4	1	1	0	0	1	0	7
0500	Burglary	1	2	2	0	0	1	1	7
0600	Theft	11	12	22	5	5	7	2	64
0700	Motor Vehicle Theft	0	1	2	0	1	2	0	6
0450	Assaults other	7	1	4	0	4	3	0	19
0900	Arson	0	0	1	0	1	0	0	2
1100	Fraud	7	8	2	3	1	0	3	24
1300	Rec Stolen Property	0	0	0	0	0	1	0	1
1410	Criminal Mischief Vehicles	4	1	2	1	0	4	1	13
1420	Criminal Mischief Buildings	4	2	5	1	0	5	0	17
1440	Criminal Mischief All Others	0	0	3	1	0	1	0	5
1500	Weapons Violation	1	0	1	0	0	0	0	2
1600	Prostitution	0	0	0	0	0	0	0	0
1700	Sex Offenses	0	1	0	0	0	0	0	1
1800	Narcotics Violations	4	7	0	2	3	1	0	17
2000	Offenses against Family	1	5	3	0	3	1	0	13
2100	DUI	0	0	0	0	0	0	0	0
2200	Liquor Law Violations	0	0	0	0	0	0	0	0
2300	Public Drunkenness	4	3	0	1	1	4	0	13
2400	Disorderly Conduct	1	2	4	2	3	0	0	12
2450	Harassment	5	4	0	4	1	5	0	19
2600	All other Violations	3	2	1	0	2	1	2	11
2691	Open Container Violations	0	0	0	0	0	0	0	0
2800	Curfew Violations	0	0	0	0	0	0	0	0
2900	Runaways	2	6	6	1	1	1	0	17
3600	Domestic Disturbances	26	28	27	15	7	15	2	120
3610	Other Disturbances	36	41	46	18	30	36	7	214
3810	False Alarms	4	7	20	3	5	9	5	53
3900	Traffic and Parking Problems	31	20	31	11	8	24	4	129
6001	Hit and Run Injury	0	0	0	0	0	0	0	0
6002	Death	0	0	0	0	0	0	0	0
6004	Property Damage	0	1	1	0	0	2	1	5
6005	Hit and Run	2	3	3	3	2	3	0	16
6006	Injury	2	0	2	1	1	3	1	10
6007	Pedestrian	0	0	0	0	0	0	0	0
6008	Non-Injury	5	8	5	2	1	5	6	32
6010	Others	0	0	0	0	0	0	0	0
6602	Abandoned vehicles	9	5	13	1	4	11	1	44
8000	Warrants served	6	9	6	0	1	2	0	24
Misc	All other calls for service	197	340	341	91	96	166	62	1293
	Total Call 2022	380	523	554	166	182	315	98	2218
	Total Calls 2021	410	536	646	200	124	295	133	2344
	Traffic Citations								
	Speeding	0	0	9	0	0	2	0	11
	Other traffic citations	32	40	21	4	6	30	6	139
	Increase or Decrease from 2020	-30	-13	-92	-34	58	20	-35	-126
	Percent Increase or Decrease	-7%	-2%	-14%	-17%	46%	7%	-26%	-5%

Calls for Service - by UCR Code

Incidents Reported Between 04/01/2022 and 04/30/2022

POTTSTOWN BORO



Code	Description	Primary Count	Secondary UCR Count		
			Code 2	Code 3	Code 4
0290	RAPE - REPORTS	1			
0293	FORCIBLE FONDLING	3			
0340	ROBBERY-STRONGARM	2			
0410	ASSAULT - FIREARM	3			
0420	ASSAULT - KNIFE OR CUTTING INST	1			
0440	ASSAULT - ATROCIOUS- HANDS,FISTS,FEET	3			
0450	OTHER ASSAULTS - NOT AGGRAVATED	19	2		
0513	BURGLARY-FORCED ENTRY-RESIDNTL-TIME UNKN	1			
0514	BURGLARY-FORCE ENTRY-NON-RESID-NIGHT	1			
0516	BURGLARY-FORCED ENTRY-NON-RESID-TIME UNK	3			
0522	UNLAWFUL ENTRY-NO FORCE-RESIDENCE-DAY	1			
0523	UNLAWFUL ENTRY-NO FORCE-RESIDENCE-UNK.	1			
0612	THEFT-\$200 & OVER-PURSE SNATCHING	1			
0613	THEFT-\$200 & OVER-RETAIL THEFT	5			
0614	THEFT-\$200 & OVER-FROM AUTO (EXCPT 0615)	3			
0615	THEFT-\$200 & OVER-AUTO ACCESSORIES	6			
0616	THEFT-\$200 & OVER-BICYCLES	2			
0617	THEFT-\$200 & OVER-FROM BUILDINGS	8			
0619	THEFT-\$200 & OVER-ALL OTHER	8			
0623	THEFT-\$50 TO \$200-RETAIL THEFT	4			
0624	THEFT-\$50 TO \$200-FROM AUTO (EXCPT 0625)	1			
0625	THEFT-\$50-\$200-AUTO PARTS & ACCESSORIES	3			
0626	THEFT-\$50 TO \$200-BICYCLES	1			
0627	THEFT-\$50 TO \$200-FROM BUILDINGS	2			
0629	THEFT-\$50 TO \$200-ALL OTHER	6			
0633	THEFT-UNDER \$50-RETAIL THEFT	5			
0634	THEFT-UNDER \$50-FROM AUTO (EXCEPT 0635)	2			
0635	THEFT-UNDER \$50-AUTO PARTS & ACCESSORIES	2			
0637	THEFT - UNDER \$50 - FROM BUILDINGS	1			
0639	THEFT-UNDER \$50-ALL OTHER	3			
0649	THEFT-ATTEMPTED-ALL OTHER	1			
0710	MOTOR VEHICLE THEFT-AUTO	4			
0712	M.V. THEFT - STREET - RESIDENTIAL AREA	2			
0900	ARSON & BOMBING	2	1		
1100	FRAUD	14	4		
1110	FRAUD - BAD CHECKS	1			
1120	FRAUD - CREDIT CARDS	3	2		
1130	FRAUD - ALL OTHER (FLIM FLAM, CONFIDENCE	6			
1300	STOLEN PROPERTY-RECEIVING,POSSESSING,ETC	0	2	1	
1390	STOLEN PROPERTY - REPORTS (RECOVERY)	1			
1410	CRIMINAL MISCHIEF TO AUTOMOBILES	13	2		
1420	CRIMINAL MISCHIEF TO PRIVATE BUILDINGS	16	2	1	
1430	CRIMINAL MISCHIEF - PUBLIC BUILDINGS	1			
1440	CRIMINAL MISCHIEF - ALL OTHER	4	1	1	
1450	ALL OTHER VANDALISM(GRAFFITI)	1			
1500	WEAPONS-CARRYING,POSSESSING,ETC.	2	3	1	
1720	SEX OFFENSES - INDECENT EXPOSURE	1			
1811	NARCOTICS-SALE-MORPHINE,HEROIN,COCAINE	7			

Calls for Service - by UCR Code

Incidents Reported Between 04/01/2022 and 04/30/2022

POTTSTOWN BORO



Code	Description	Primary Count	Secondary UCR Count		
			Code 2	Code 3	Code 4
1831	NARCOTICS-POSSESSION-MORP,HEROIN,COCAIN	3			
1832	NARCOTICS-POSSESSION-MARIJUANA,ETC.	3	2		
1833	NARCOTICS-POSSESSION-SYNTHETIC NARCOTIC	2		1	
1834	NARCOTICS-POSSESSION-OTHER DANGEROUS	2	1		
2001	CHILD LINE REPORTS	13	4		
2211	LIQUOR LAW-UNDERAGE-PURCH,CONSMP,POSSES	0		1	
2300	PUBLIC DRUNKENNESS	13	1	1	
2400	DISORDERLY CONDUCT	5			
2410	HARASSMENT BY COMMUNICATION	5			
2430	DISORDERLY CONDUCT - DRUGS	2	1		
2450	HARASSMENT	19	4		
2600	ALL OTHER CRIMES CODE VIOLATIONS	2	1	1	
2610	ALL OTHERS - BLACKMAIL & EXTORION	2			
2616	ALL OTHERS - CONTEMPT OF COURT (NON M.V)	4			
2648	ALL OTHERS-PORNOGRAPHY-POSSESS & SALE	1	1		
2660	ALL OTHER OFFENSES - TRESPASSING	2	1		1
2900	LOST/MISSING PERSONS	4			
2910	LOST/MISSING PROPERTY	4			
2912	RUNAWAY-INCORRIGIBLE-FEMALE (JUVENILE)	1			
2990	RUNAWAYS - (JUVENILE) - REPORTS	8			
3000	FOUND/RECOVERED PROPERTY	27	3		
3300	SUICIDES	1			
3310	ATTEMPTED SUICIDES	2			
3320	DOA	2			
3330	NALOXONE USE/OVERDOSE	1	1		
3400	MENTAL HEALTH	35	3	1	
3410	INVOLUNTARY COMMITMENT	6	1		1
3420	VOLUNTARY COMMITMENT	10			
3500	SUSPICIOUS PERSONS,AUTOS,CIRCUMSTANCES	254			
3600	DISTURBANCES-DOMESTIC	120	56	10	3
3610	DISTURBANCES-JUVENILE	41			
3620	DISTURBANCES-OTHER (FIGHTS,DISPUTES,ETC)	116	2		
3630	LOUD MUSIC DISTURBANCE	43			
3650	FIREWORKS	3			
3660	PFA SERVICE	10	1		
3670	PFA SERVICE WEAPON RELINQUISHMENT	1			
3800	SERVICE CALL-MISCELLANEOUS	122	8		1
3810	SERVICE CALL-ALARMS-UNFOUNDED-EXCPT FIRE	53			
3840	FIRES (INCLUDING ALARMS-FOUNDED/UNFOUND)	21			
3870	MEDICAL EMERGENCY	68	10	8	1
3881	MEDICAL EMERGENCY-OVERDOSE	3	2	3	
3900	TRAFFIC & PARKING PROBLEMS	135			
4012	NON-CRIMINAL - GAS LEAKS & EXPLOSIONS	1			
4014	NON-CRIMINAL-INVESTIGATE OPEN DOOR,ETC.	5			
4024	NON-CRIMINAL - WATER LEAKS,MAINS, ETC.	1			
4026	NON-CRIMINAL-WIRES AND POLES DOWN	2			
4027	911 HANGUPS-UNFOUNDED	10			
4028	NON-CRIMINAL-OTHER INVESTIGATIONS	39	1		

Calls for Service - by UCR Code

Incidents Reported Between 04/01/2022 and 04/30/2022

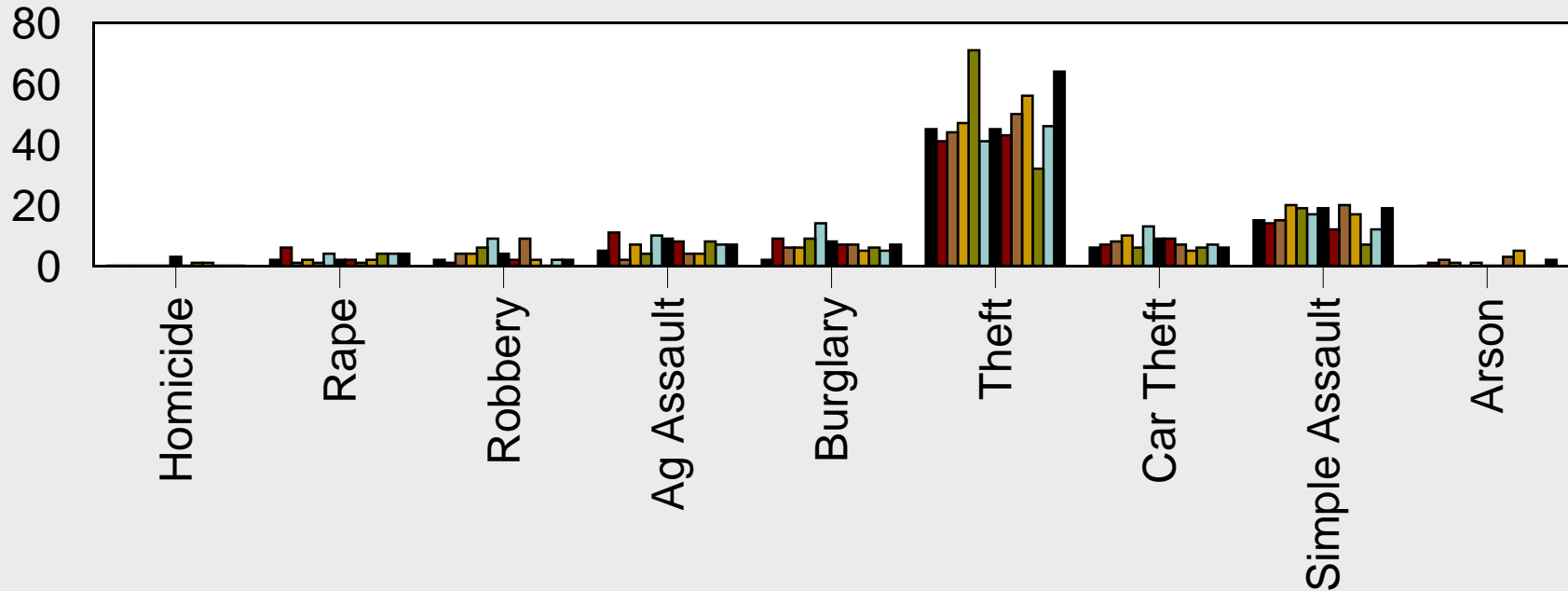
POTTSTOWN BORO



Code	Description	Primary Count	Secondary UCR Count		
			Code 2	Code 3	Code 4
4029	GUNSHOTS	2		1	1
5008	LOST & FOUND - LOST ARTICLES	1			
5100	JUVENILE	14			
5105	INFORMATION	6	1		
5502	ANIMAL COMPLAINTS - BARKING DOGS(UNF)	2			
5504	ANIMAL COMPLAINTS - DOG BITES	4			
5506	ANIMAL COMPLAINTS - STRAY ANIMALS	28			
5508	ANIMAL COMPLAINTS - OTHER ANIMAL BITES	1			
5510	ANIMAL COMPLAINTS - OTHER	7	1		
5590	ANIMAL COMPLAINTS - REPORTS	2	1		
6004	TRAFFIC ACC. INVOLVING PROPERTY DAMAGE	5			
6005	TRAFFIC ACCIDENT- HIT AND RUN	16			
6006	TRAFFIC ACCIDENT INVOLVING INJURY	10			
6008	ACCIDENT INVOLVING NONINJURY	33			
6350	TRAFFIC ENFORCEMENT-PATROL	59			
6602	TRAFFIC RELATED -IMPOUNDED,ABANDON M.V.	44	1		
6605	TRAFFIC RELATED-UNFOUND ACCIDENT	3			
7002	BUILDING CHECKS - OFFICER INITIATED	158			
7003	BUILDING CHECK BUSINESS	216			
7012	PUBLIC SERVICES - BANK ESCORTS, ETC.	2			
7502	ASSIST OTHER AGENCIES - FIRE DEPT.	29			
7504	ASSIST OTHER AGENCIES - OTHER POLICE	39	4		
7506	ASSISTING OTHER AGENCIES - ALL OTHERS	2	3	2	1
7510	LIVE SCAN	3			
8010	WARRANTS - LOCAL - CRIMINAL	1			1
8014	WARRANTS - LOCAL - OTHER WARRANTS	1			
8110	WARRANTS - MONTGOMERY COUNTY BENCH	9	1	1	
8114	WARRANTS - OTHER AUTHORITY-OTHER WARRANT	13	2		
8502	DEPARTMENTAL SERVICES - FINGERPRINTING	2			
8504	DEPARTMENTAL SERVICES - JAIL DUTY	55			
8518	DEPARTMENTAL SERVICES - RECORD CHECKS	1			
9100	CARD STRUCK WHEN NOT NEEDED	44			
CITT	TRAFFIC CITATION	172			
Total Calls		2,392			

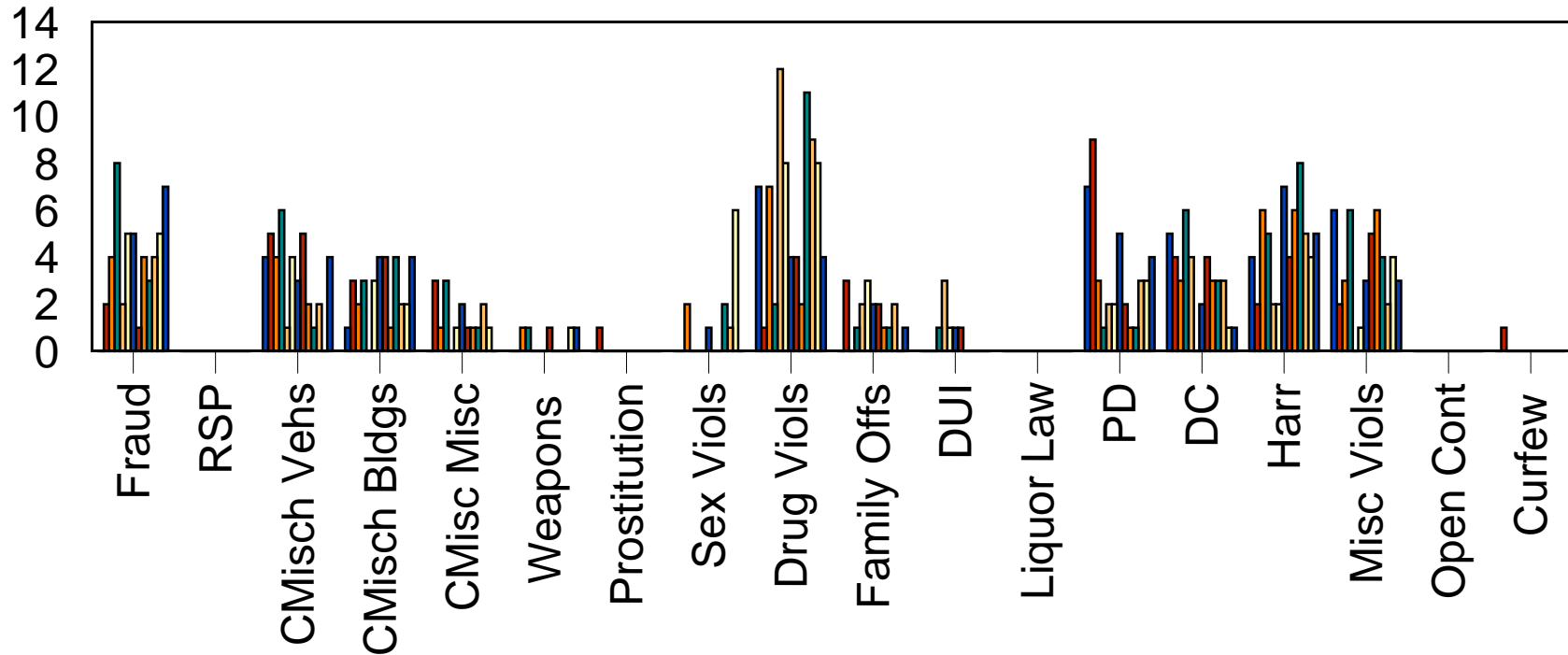
Borough of Pottstown

Part 1 Crimes - 12 Month Comparison



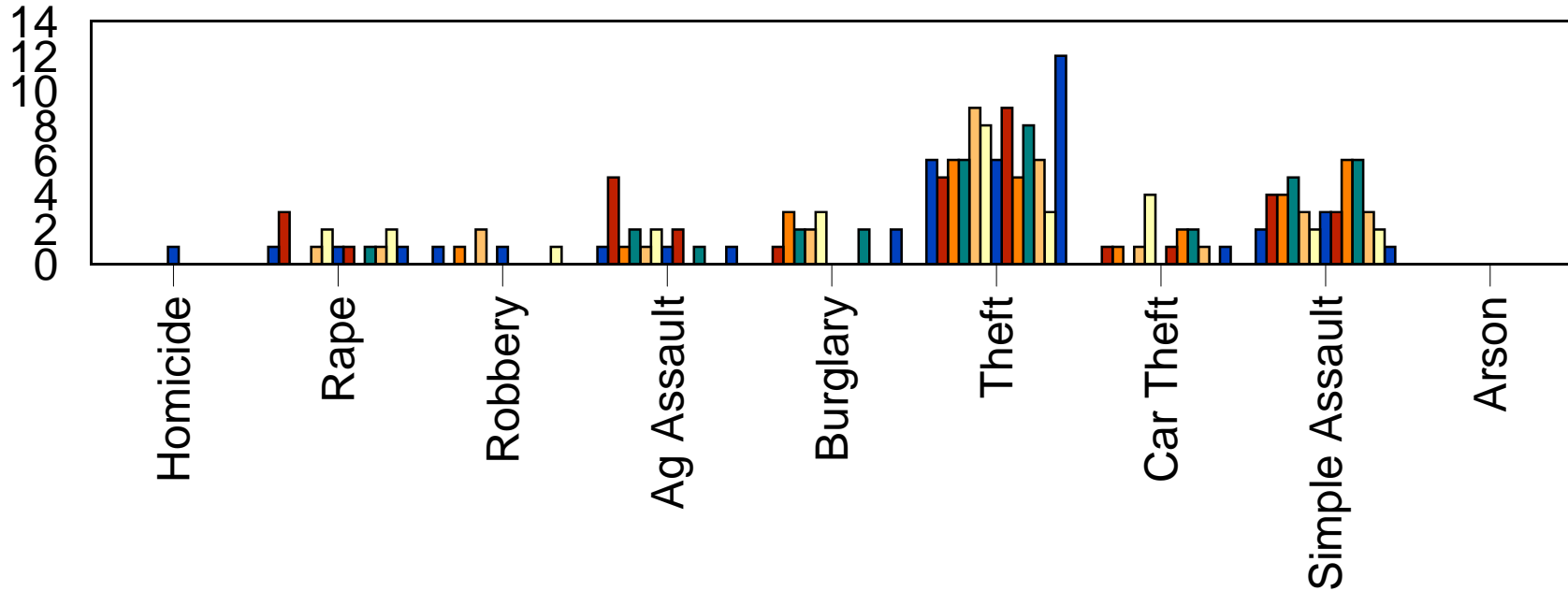
Ward 1

Part 2 Crimes - 12 Month Comparison



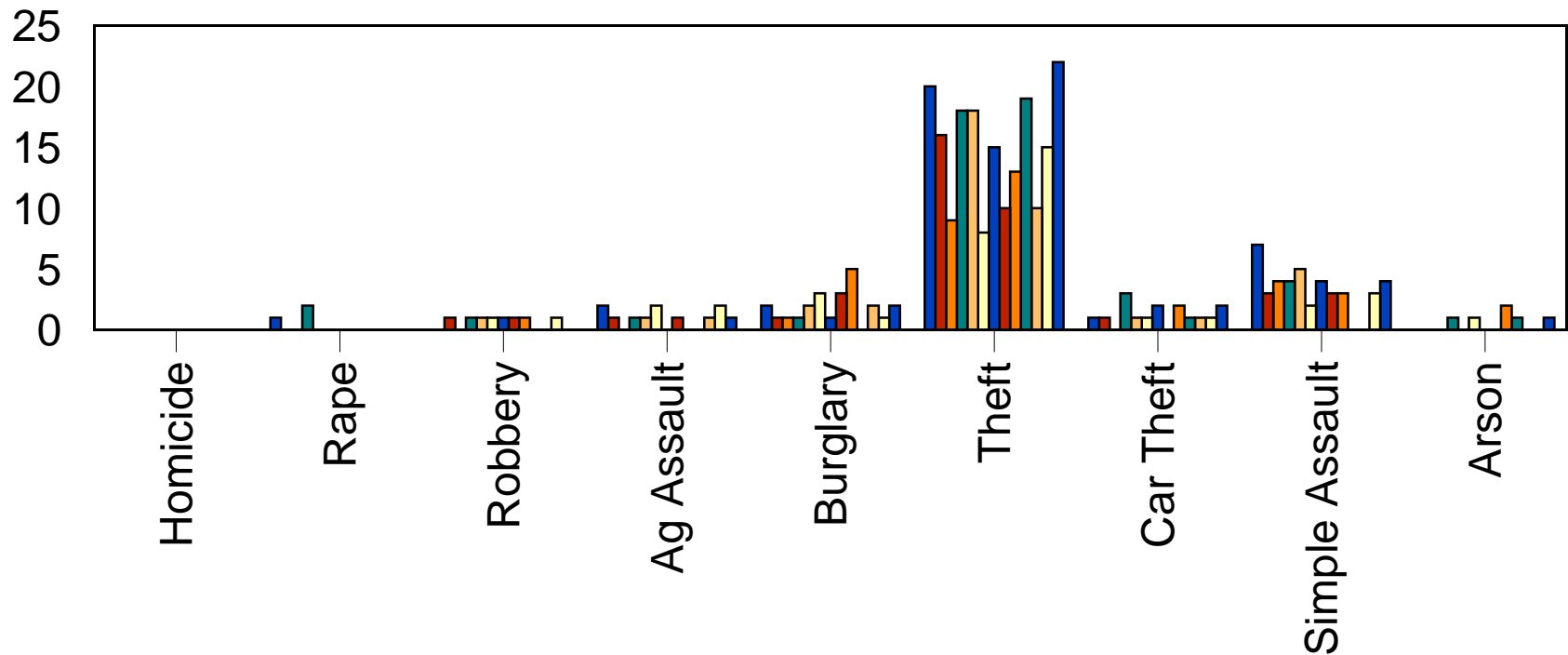
Ward 2

Part 1 Crimes - 12 Month Comparison



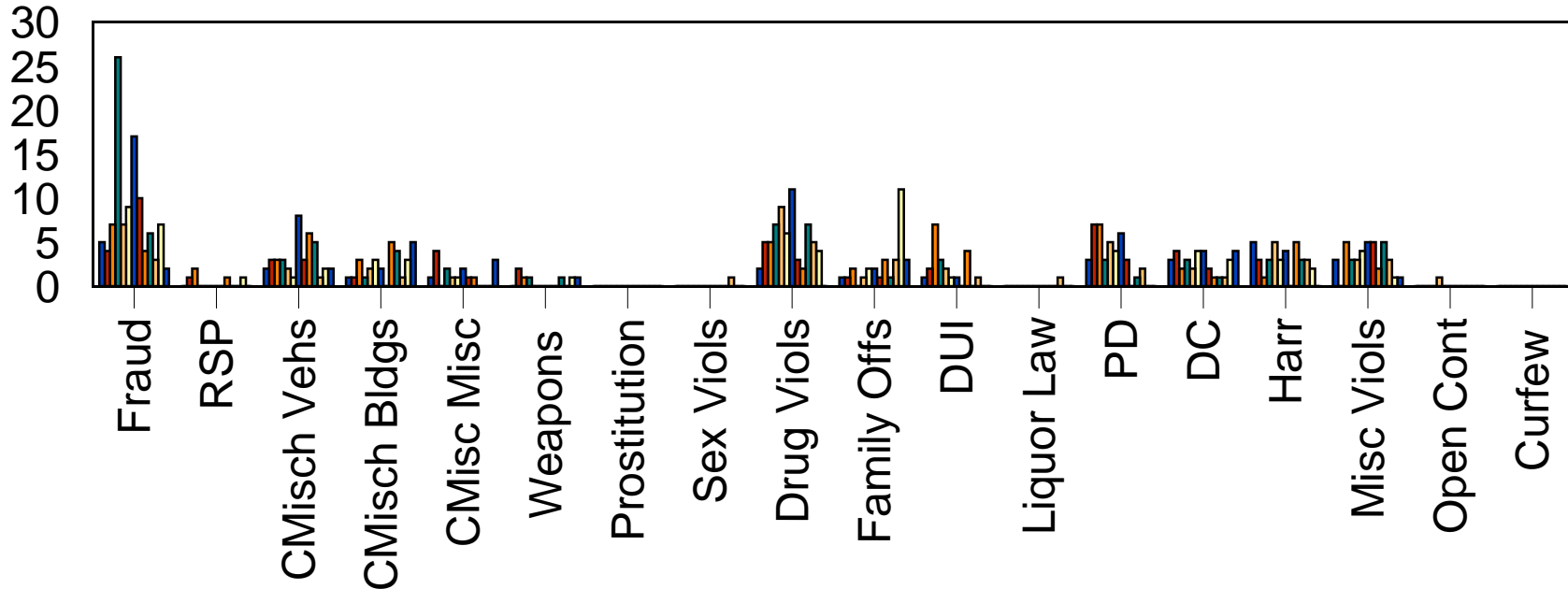
Ward 3

Part 1 Crimes - 12 Month Comparison



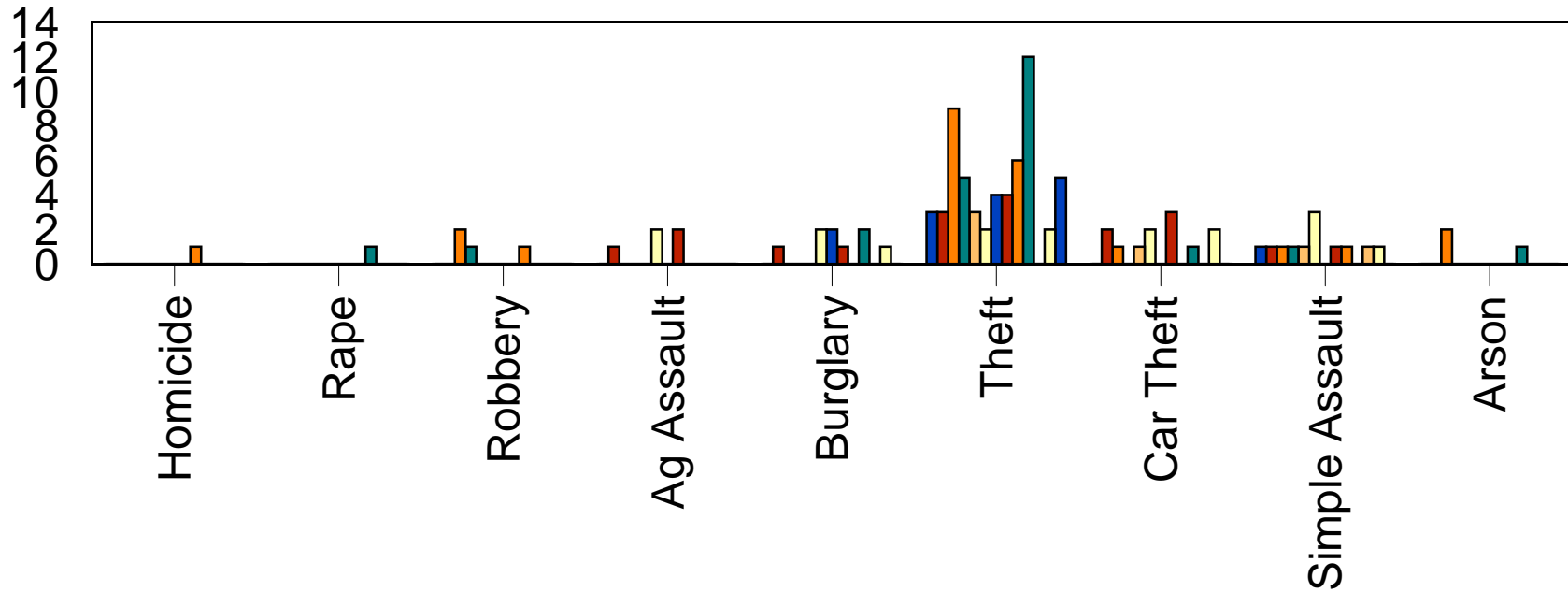
Ward 3

Part 2 Crimes - 12 Month Comparison



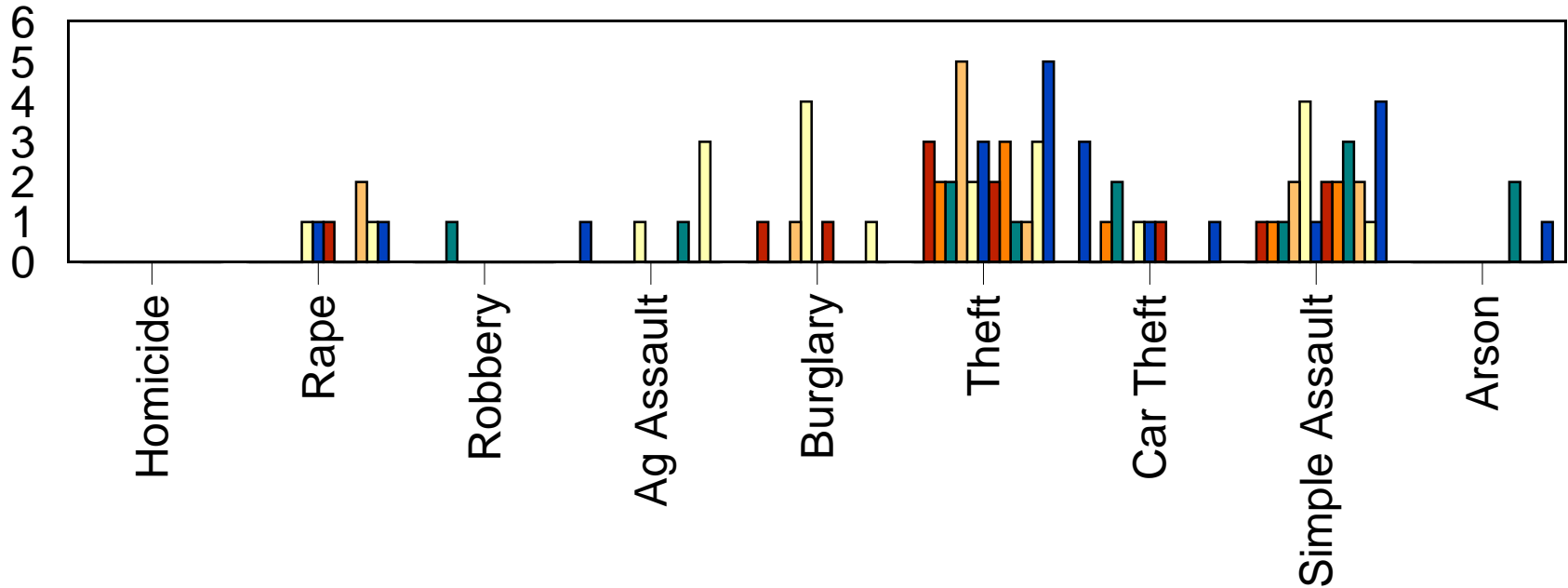
Ward 4

Part 1 Crimes - 12 Month Comparison



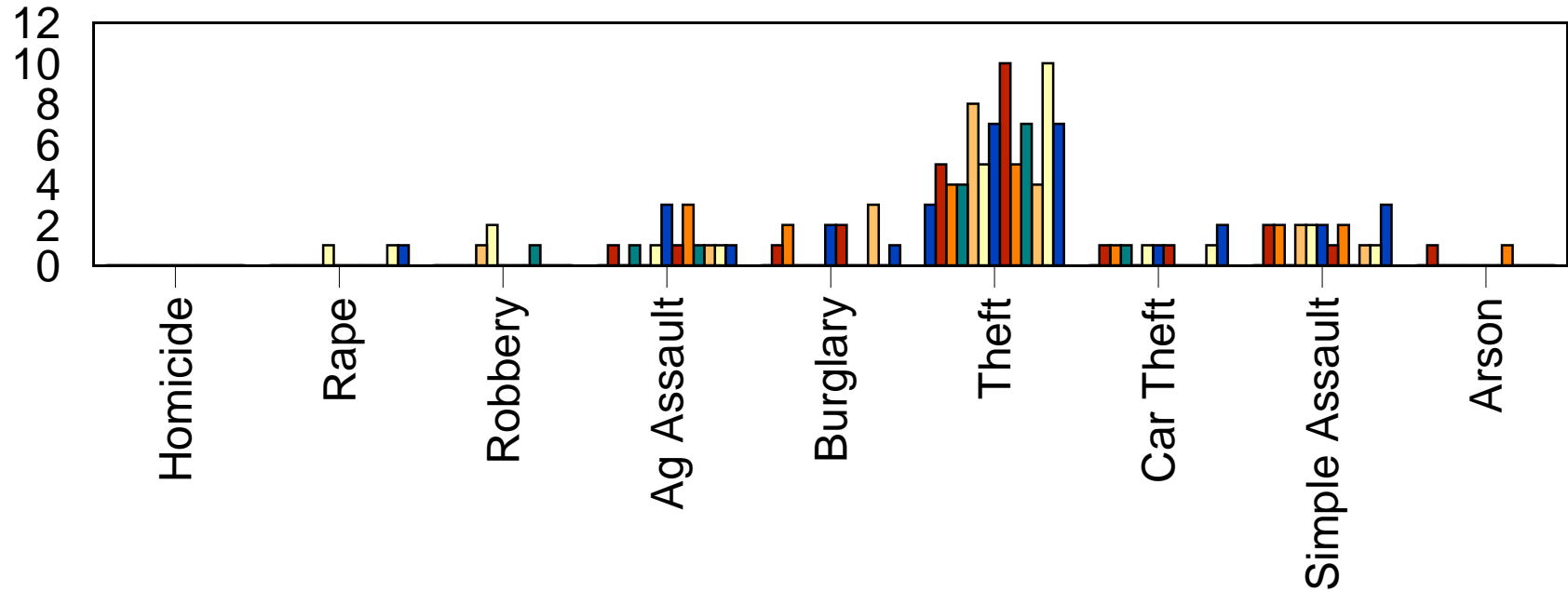
Ward 5

Part 1 Crimes - 12 Month Comparison



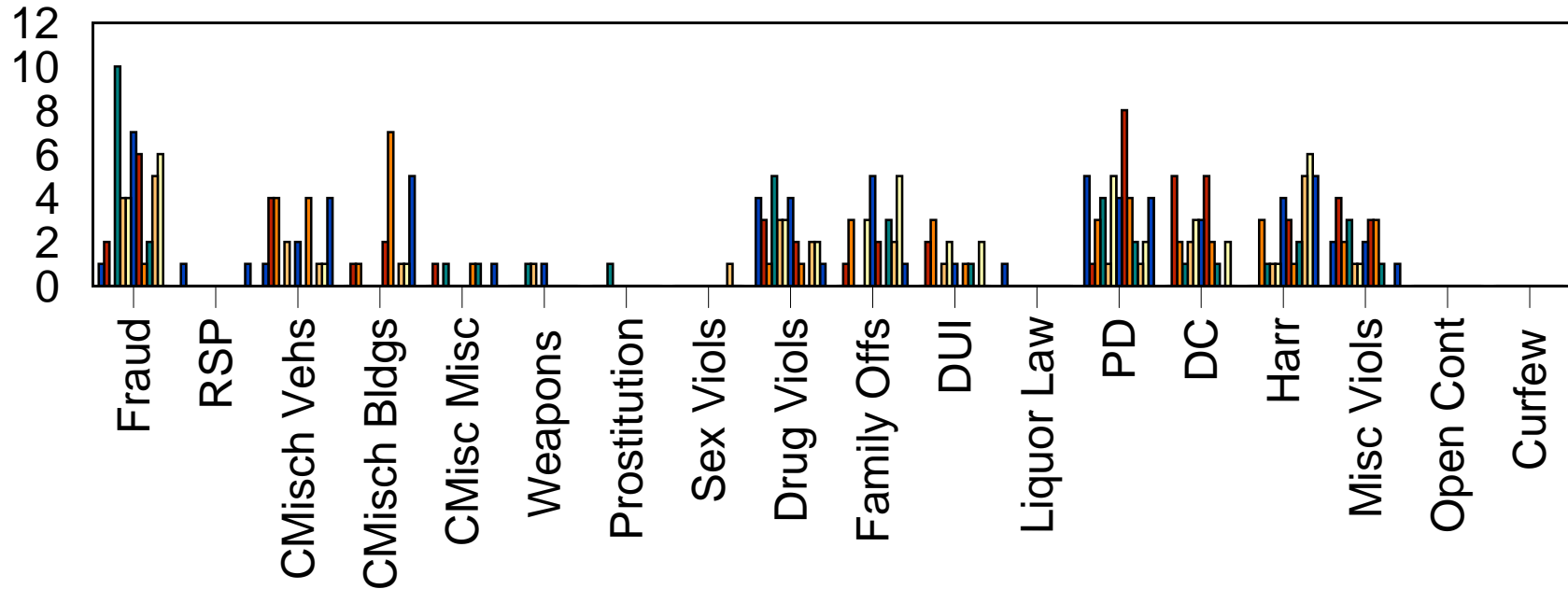
Ward 6

Part 1 Crimes - 12 Month Comparison



Ward 6

Part 2 Crimes - 12 Month Comparison



Ward 7

Part 1 Crimes - 12 Month Comparison

