

**POTTSTOWN POLICE DEPARTMENT  
MEMORANDUM**

DATE: March 9, 2022

TO: BOROUGH COUNCIL

FROM: Kevin Owens  
Department Administrative Manager

REF: Monthly Report for February 2022

During February 2022, the Pottstown Police Department answered 2,062 calls for service. Of these calls 2,057 occurred in the Borough.

During the month we averaged 73.64 calls per day or 36.82 calls per 12 hour shift. For the year we have answered 4,368 calls. The daily average for the year is 74.03 calls per day or 37.02 calls per 12 hour shift.

During February 2021, we answered 1,725 calls. We answered 337 more calls this month than last February. This is an increase of 19.53% from last year. For the year we have answered 738 more calls than this time in 2021. This is an overall increase of 20.33%

Cc Borough Manager  
Mayor  
Chief  
Lt. Long  
Lt. Morrissey  
All Personnel

<b>February 2022 Tally Sheet</b>									
<b>Code</b>	<b>Activity</b>	<b>1</b>	<b>2</b>	<b>3</b>	<b>4</b>	<b>5</b>	<b>6</b>	<b>7</b>	<b>Boro Total</b>
0100	Murder- Manslaughter	0	0	0	0	0	0	0	0
0200	Forcible Rape	0	1	0	0	2	0	1	4
0300	Robbery	0	0	0	0	0	0	0	0
0400	Aggravated Assault	6	0	1	0	0	1	0	8
0500	Burglary	1	0	2	0	0	3	0	6
0600	Theft	11	6	10	0	1	4	0	32
0700	Motor Vehicle Theft	4	1	1	0	0	0	0	6
0450	Assaults other	0	3	0	1	2	1	0	7
0900	Arson	0	0	0	0	0	0	0	0
1100	Fraud	4	4	3	8	0	5	3	27
1300	Rec Stolen Property	0	1	0	0	0	0	0	1
1410	Criminal Mischief Vehicles	2	0	1	5	0	1	0	9
1420	Criminal Mischief Buildings	2	2	1	1	0	1	1	8
1440	Criminal Mischief All Others	2	1	0	0	0	0	0	3
1500	Weapons Violation	0	0	0	0	0	0	0	0
1600	Prostitution	0	0	0	0	0	0	0	0
1700	Sex Offenses	1	0	1	0	1	1	0	4
1800	Narcotics Violations	9	4	5	1	1	2	0	22
2000	Offenses against Family	2	7	3	1	1	2	2	18
2100	DUI	0	1	1	0	0	0	2	4
2200	Liquor Law Violations	0	0	1	0	0	0	0	1
2300	Public Drunkenness	3	1	2	1	0	1	0	8
2400	Disorderly Conduct	3	4	1	2	4	0	1	15
2450	Harassment	5	0	3	2	2	5	1	18
2600	All other Violations	2	1	3	0	3	0	0	9
2691	Open Container Violations	0	0	0	0	0	0	0	0
2800	Curfew Violations	0	0	0	0	0	0	0	0
2900	Runaways	0	2	3	0	0	1	1	7
3600	Domestic Disturbances	17	19	23	9	4	8	3	83
3610	Other Disturbances	29	29	30	10	8	24	8	136
3810	False Alarms	4	4	14	4	1	15	5	47
3900	Traffic and Parking Problems	23	27	18	14	4	17	7	110
6001	Hit and Run Injury	0	1	0	0	0	0	0	1
6002	Death	0	0	0	0	0	0	0	0
6004	Property Damage	3	1	2	1	0	0	0	7
6005	Hit and Run	6	2	2	2	2	5	0	19
6006	Injury	0	0	4	2	0	0	0	6
6007	Pedestrian	0	0	0	0	0	0	0	0
6008	Non-Injury	3	2	14	2	0	4	6	31
6010	Others	1	0	0	0	0	0	0	1
6602	Abandoned vehicles	5	4	8	5	2	3	1	28
8000	Warrants served	0	9	9	1	0	2	0	21
Misc	All other calls for service	210	393	323	102	93	150	84	1355
	<b>Total Call 2022</b>	<b>358</b>	<b>532</b>	<b>488</b>	<b>174</b>	<b>131</b>	<b>256</b>	<b>126</b>	<b>2062</b>
	<b>Total Calls 2021</b>	<b>324</b>	<b>368</b>	<b>412</b>	<b>188</b>	<b>102</b>	<b>237</b>	<b>97</b>	<b>1725</b>
	<b>Traffic Citations</b>								
	Speeding	0	0	1	0	0	8	0	9
	Other traffic citations	20	32	25	3	2	26	13	121
	<b>Increase or Decrease from 2020</b>	<b>34</b>	<b>164</b>	<b>76</b>	<b>-14</b>	<b>29</b>	<b>19</b>	<b>29</b>	<b>337</b>
	<b>Percent Increase or Decrease</b>	<b>11%</b>	<b>44%</b>	<b>18%</b>	<b>-7%</b>	<b>28%</b>	<b>8%</b>	<b>30%</b>	<b>20%</b>

# Calls for Service - by UCR Code

Incidents Reported Between 02/01/2022 and 02/28/2022

POTTSTOWN BORO



Code	Description	Primary Count	Secondary UCR Count		
			Code 2	Code 3	Code 4
0200	RAPE	1			
0210	FORCIBLE RAPE	1			
0293	FORCIBLE FONDLING	2			
0410	ASSAULT - FIREARM	1			
0411	ASSAULT-KNIFE OR CUTTING INSTRUMENT	1			
0420	ASSAULT - KNIFE OR CUTTING INST	3			
0440	ASSAULT - ATROCIOUS- HANDS,FISTS,FEET	3			
0450	OTHER ASSAULTS - NOT AGGRAVATED	8	1		
0511	BURGLARY-FORCED ENTRY-RESIDENCE-NIGHT	1	1		
0512	BURGLARY-FORCED ENTRY-RESIDENCE-DAY	1			
0516	BURGLARY-FORCED ENTRY-NON-RESID-TIME UNK	1			
0522	UNLAWFUL ENTRY-NO FORCE-RESIDENCE-DAY	1			
0523	UNLAWFUL ENTRY-NO FORCE-RESIDENCE-UNK.	1			
0613	THEFT-\$200 & OVER-RETAIL THEFT	1			
0614	THEFT-\$200 & OVER-FROM AUTO (EXCPT 0615)	2			
0615	THEFT-\$200 & OVER-AUTO ACCESSORIES	2			
0616	THEFT-\$200 & OVER-BICYCLES	2			
0617	THEFT-\$200 & OVER-FROM BUILDINGS	5			
0619	THEFT-\$200 & OVER-ALL OTHER	3	1		
0627	THEFT-\$50 TO \$200-FROM BUILDINGS	6			
0629	THEFT-\$50 TO \$200-ALL OTHER	2			
0633	THEFT-UNDER \$50-RETAIL THEFT	2			
0635	THEFT-UNDER \$50-AUTO PARTS & ACCESSORIES	1			
0637	THEFT - UNDER \$50 - FROM BUILDINGS	1			
0639	THEFT-UNDER \$50-ALL OTHER	2			
0643	THEFT-ATTEMPTED-RETAIL THEFT	2			
0690	THEFT - REPORTS	1			
0710	MOTOR VEHICLE THEFT-AUTO	3			
0712	M.V. THEFT - STREET - RESIDENTIAL AREA	2	2		
0713	M.V. THEFT - AUTOS - DRIVEWAY	1			
1026	COUNTERFEITING - USING	2			
1100	FRAUD	18			
1110	FRAUD - BAD CHECKS	1			
1120	FRAUD - CREDIT CARDS	3			
1130	FRAUD - ALL OTHER (FLIM FLAM, CONFIDENCE	7			
1300	STOLEN PROPERTY-RECEIVING,POSSESSING,ETC	0	2		
1311	STOLEN PROPERTY - BUYING - MOTOR VEHICLE	1			
1410	CRIMINAL MISCHIEF TO AUTOMOBILES	9			
1420	CRIMINAL MISCHIEF TO PRIVATE BUILDINGS	8	3		
1440	CRIMINAL MISCHIEF - ALL OTHER	1	1		
1450	ALL OTHER VANDALISM(GRAFFITI)	2			
1500	WEAPONS-CARRYING,POSSESSING,ETC.	0	2	2	
1700	SEX OFFENSES (EXCEPT RAPE & PROSTITUTION	3			
1720	SEX OFFENSES - INDECENT EXPOSURE	1			
1811	NARCOTICS-SALE-MORPHINE,HEROIN,COCAINE	9			
1812	NARCOTICS-SALE-MARIJUANA, HASHISH, ETC.	2			
1813	DRUGS-SALE/MFG-SYNTHETIC NARCOTICS	1			
1831	NARCOTICS-POSSESSION-MORP,HEROIN,COCAIN	3	1		

# Calls for Service - by UCR Code

Incidents Reported Between 02/01/2022 and 02/28/2022



## POTTSTOWN BORO

Code	Description	Primary Count	Secondary UCR Count		
			Code 2	Code 3	Code 4
1832	NARCOTICS-POSSESSION-MARIJUANA,ETC.	1			
1833	NARCOTICS-POSSESSION-SYNTHETIC NARCOTIC	5			
1834	NARCOTICS-POSSESSION-OTHER DANGEROUS	1	2		
2000	OFFENSES AGAINST FAMILY & CHILDREN	1			
2001	CHILD LINE REPORTS	17	2	1	
2110	DRIVING UNDER THE INFLUENCE-LIQUOR/DRUGS	2	1		
2111	DRIVING UNDER THE INFLUENCE - ALCOHOL	2			
2211	LIQUOR LAW-UNDERAGE-PURCH,CONSM,POSSES	1			
2300	PUBLIC DRUNKENNESS	8	1	1	
2400	DISORDERLY CONDUCT	6	2		
2410	HARASSMENT BY COMMUNICATION	5			
2430	DISORDERLY CONDUCT - DRUGS	4	1		
2450	HARASSMENT	18	2		
2600	ALL OTHER CRIMES CODE VIOLATIONS	1	3		
2616	ALL OTHERS - CONTEMPT OF COURT (NON M.V)	3			
2632	ALL OTHER OFFENSES - LITTERING	0	1		
2639	ALL OTHERS - ILLEGAL DUMPING	2			
2648	ALL OTHERS-PORNOGRAPHY-POSSESS & SALE	1			
2656	ALL OTHER - THREATS (KILL,BOMB,PHONE,ETC	2			
2660	ALL OTHER OFFENSES - TRESPASSING	0	4	2	
2691	OPEN CONTAINER ORDINANCE	0	1		
2811	CURFEW LAW (JUVENILE) - MALE	0		1	
2910	LOST/MISSING PROPERTY	2			
2911	RUNAWAY - INCORRIGIBLE -MALE (JUVENILE)	1			
2990	RUNAWAYS - (JUVENILE) - REPORTS	4			
3000	FOUND/RECOVERED PROPERTY	33	2	2	
3100	MOTOR VEHICLE ACCIDENTS	1			
3300	SUICIDES	1			
3320	DOA	5			
3321	DOA - OVERDOSE	3			
3330	NALOXONE USE/OVERDOSE	3	2		
3400	MENTAL HEALTH	16	2	1	
3410	INVOLUNTARY COMMITMENT	9			
3420	VOLUNTARY COMMITMENT	6	1		
3500	SUSPICIOUS PERSONS,AUTOS,CIRCUMSTANCES	181	1		
3600	DISTURBANCES-DOMESTIC	83	36	8	5
3610	DISTURBANCES-JUVENILE	17			
3620	DISTURBANCES-OTHER (FIGHTS,DISPUTES,ETC)	90	1		
3630	LOUD MUSIC DISTURBANCE	23			
3660	PFA SERVICE	6			
3800	SERVICE CALL-MISCELLANEOUS	145	6		
3810	SERVICE CALL-ALARMS-UNFOUNDED-EXCPT FIRE	47			
3820	SERVICE CALL-ASSIST MOTORIST/DISABLE VEH	1			
3840	FIRES (INCLUDING ALARMS-FOUNDED/UNFOUND)	16	1		
3870	MEDICAL EMERGENCY	72	4	4	1
3881	MEDICAL EMERGENCY-OVERDOSE	8	4	1	
3900	TRAFFIC & PARKING PROBLEMS	110			
4002	NON-CRIMINAL-ACCIDENT-HOME(NON-TRAFFIC)	1			

# Calls for Service - by UCR Code

Incidents Reported Between 02/01/2022 and 02/28/2022

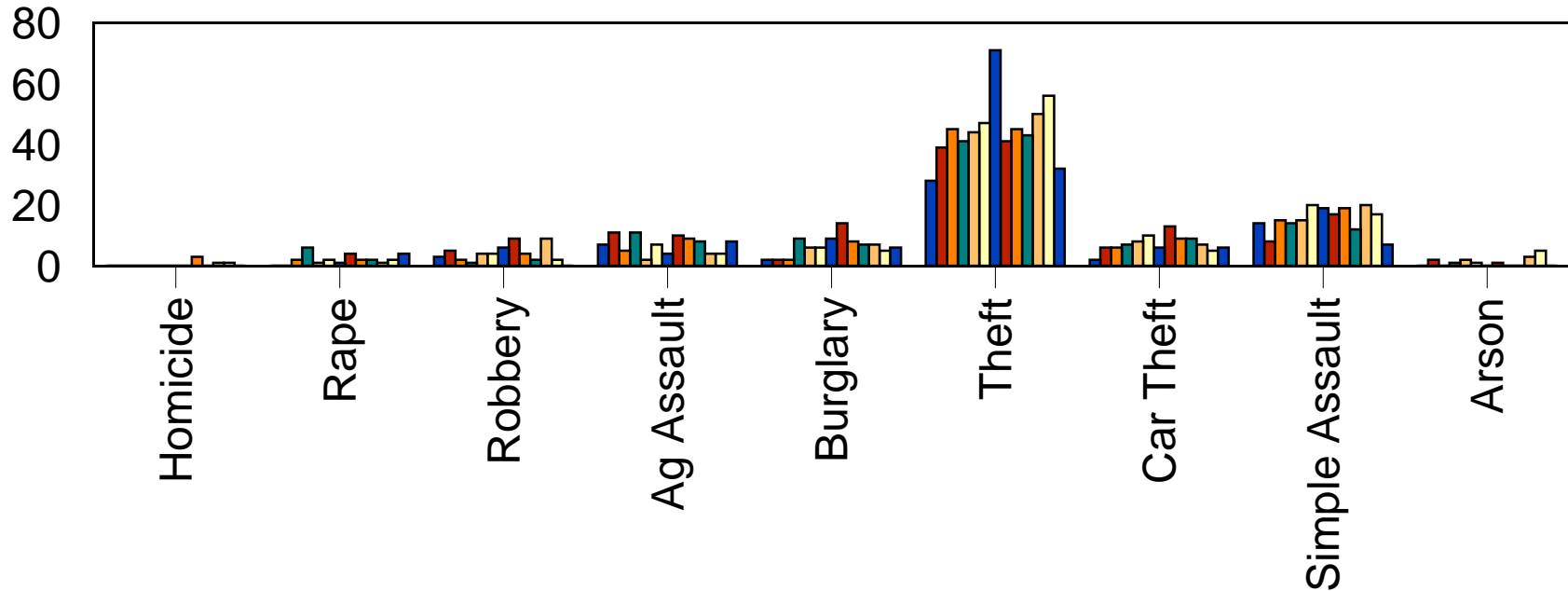
POTTSTOWN BORO



Code	Description	Primary Count	Secondary UCR Count		
			Code 2	Code 3	Code 4
4010	NON-CRIMINAL-FIRES	1			
4014	NON-CRIMINAL-INVESTIGATE OPEN DOOR,ETC.	1			
4018	NON-CRIMINAL-ST. LIGHT OUT, ST. REPAIRS.	1			
4024	NON-CRIMINAL - WATER LEAKS,MAINS, ETC.	4			
4026	NON-CRIMINAL-WIRES AND POLES DOWN	4			
4027	911 HANGUPS-UNFOUNDED	20			
4028	NON-CRIMINAL-OTHER INVESTIGATIONS	34	1		
4029	GUNSHOTS	1			
5002	LOST & FOUND - FOUND ANIMAL	1			
5006	LOST & FOUND - LOST ANIMAL	1			
5008	LOST & FOUND - LOST ARTICLES	2			
5100	JUVENILE	9			
5502	ANIMAL COMPLAINTS - BARKING DOGS(UNF)	6			
5504	ANIMAL COMPLAINTS - DOG BITES	2			
5506	ANIMAL COMPLAINTS - STRAY ANIMALS	20			
5510	ANIMAL COMPLAINTS - OTHER	5	1		
5590	ANIMAL COMPLAINTS - REPORTS	4			
6001	TRAFFIC ACCIDENT-HIT AND RUN-INJURY	1			
6004	TRAFFIC ACC. INVOLVING PROPERTY DAMAGE	7			
6005	TRAFFIC ACCIDENT- HIT AND RUN	19			
6006	TRAFFIC ACCIDENT INVOLVING INJURY	6			
6008	ACCIDENT INVOLVING NONINJURY	31			
6010	TRAFFIC ACCIDENT - OTHER ACC. INVEST.	1			
6302	TRAFFIC ENFORCEMENT - BREATHALYZER	1			
6350	TRAFFIC ENFORCEMENT-PATROL	74			
6602	TRAFFIC RELATED -IMPOUNDED,ABANDON M.V.	28	2		
6605	TRAFFIC RELATED-UNFOUND ACCIDENT	3			
6613	TRAFFIC RELATED-SEIZED REG OR LICENSE	1			
6690	TRAFFIC RELATED SERVICES - REPORTS	1			
7002	BUILDING CHECKS - OFFICER INITIATED	175			
7003	BUILDING CHECK BUSINESS	289			
7004	BUILDING CHECKS - VACATION,VACANT HOME	1			
7012	PUBLIC SERVICES - BANK ESCORTS, ETC.	4			
7502	ASSIST OTHER AGENCIES - FIRE DEPT.	21			
7504	ASSIST OTHER AGENCIES - OTHER POLICE	49		2	
7506	ASSISTING OTHER AGENCIES - ALL OTHERS	4	2		
7508	ASSIST POTTSTOWN POLICE	5			
7510	LIVE SCAN	5			
8010	WARRANTS - LOCAL - CRIMINAL	1			
8110	WARRANTS - MONTGOMERY COUNTY BENCH	15	1		
8114	WARRANTS - OTHER AUTHORITY-OTHER WARRANT	5	2	1	
8502	DEPARTMENTAL SERVICES - FINGERPRINTING	4			
8504	DEPARTMENTAL SERVICES - JAIL DUTY	46	1		
9100	CARD STRUCK WHEN NOT NEEDED	55			
CITT	TRAFFIC CITATION	103			
<b>Total Calls</b>		<b>2,169</b>			

# Borough of Pottstown

## Part 1 Crimes - 12 Month Comparison



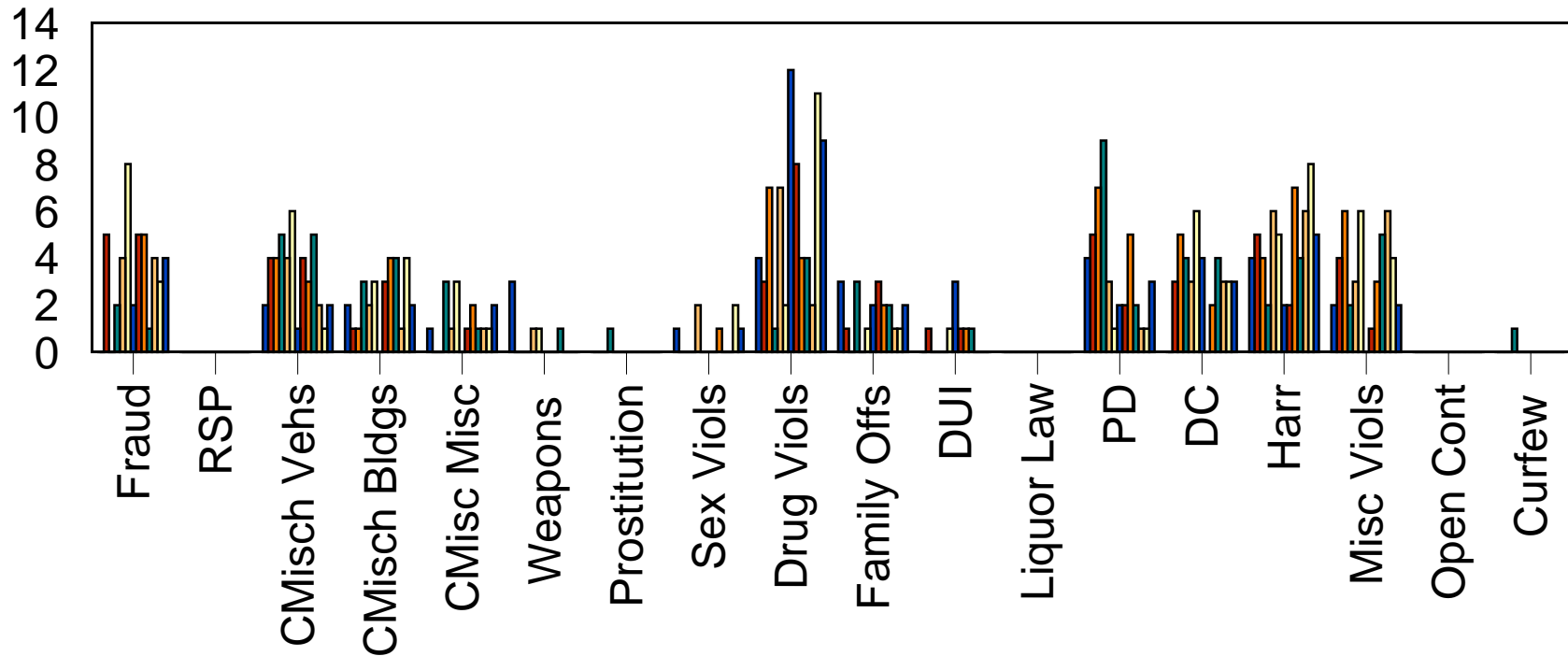






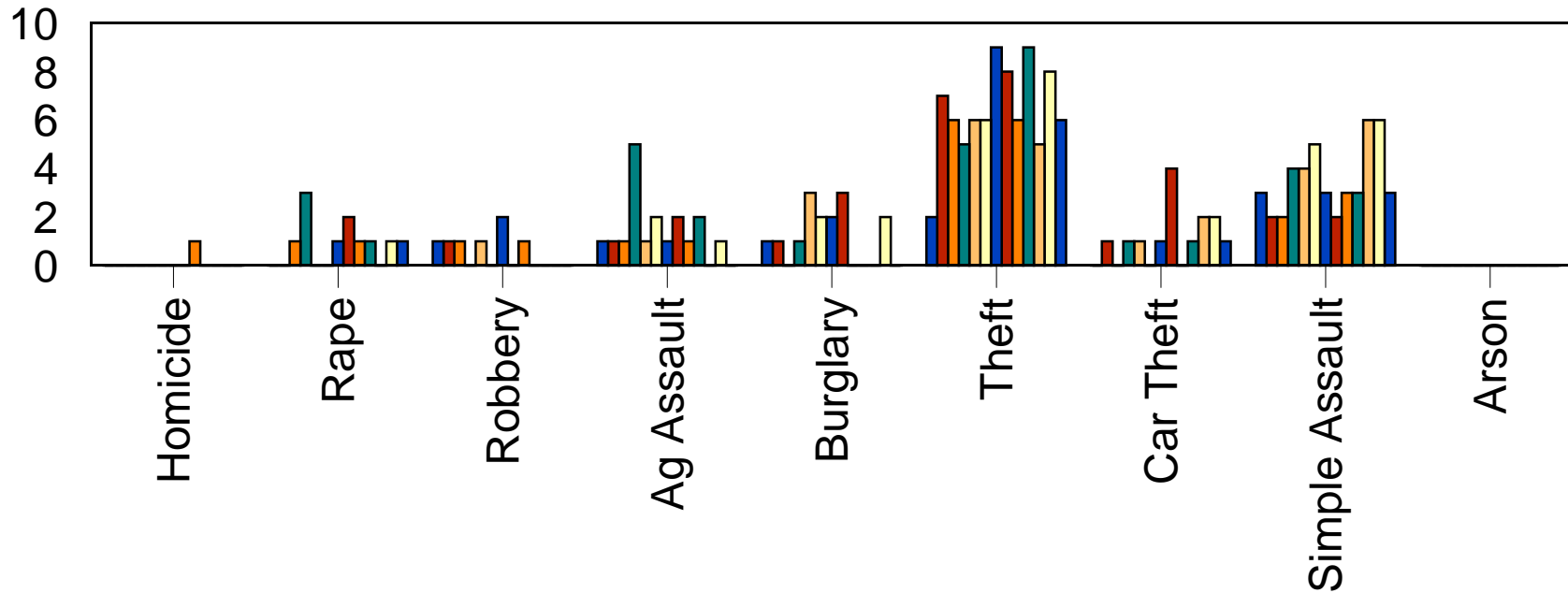
# Ward 1

## Part 2 Crimes - 12 Month Comparison



# Ward 2

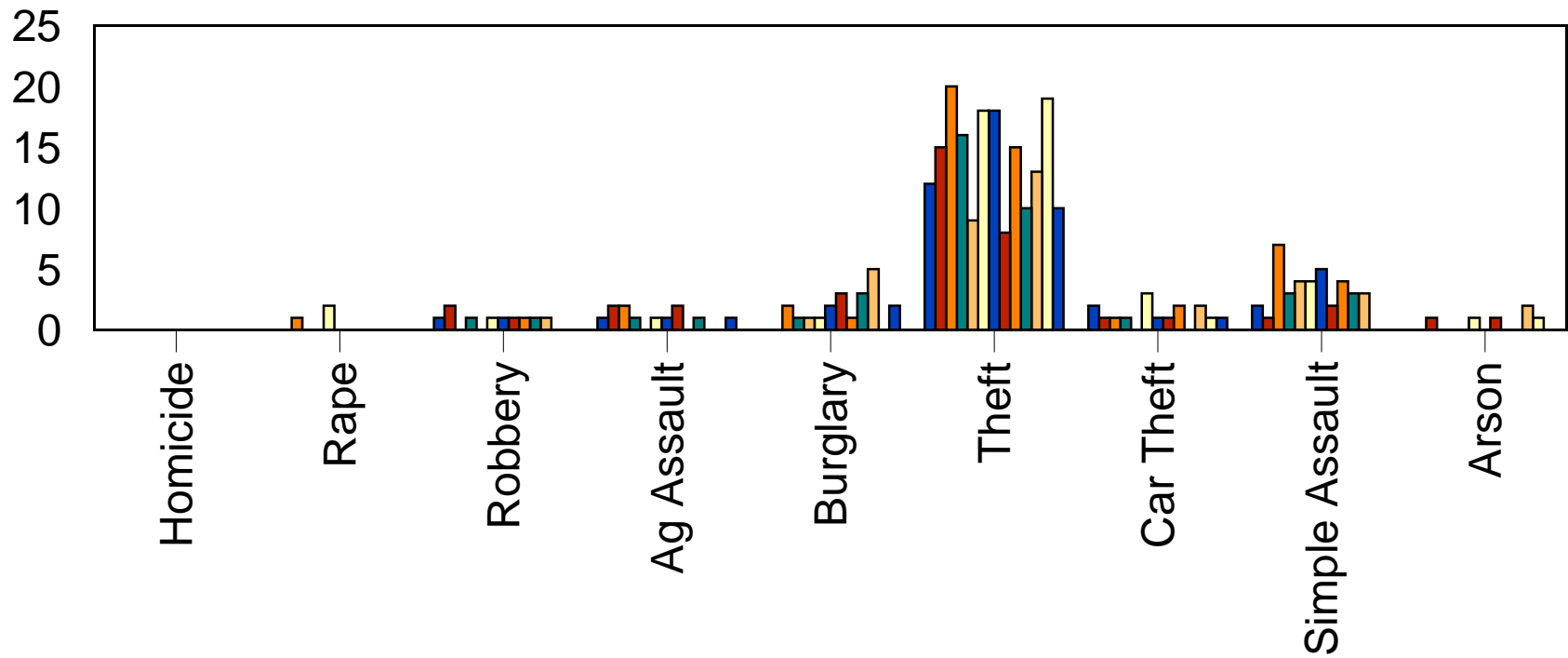
## Part 1 Crimes - 12 Month Comparison





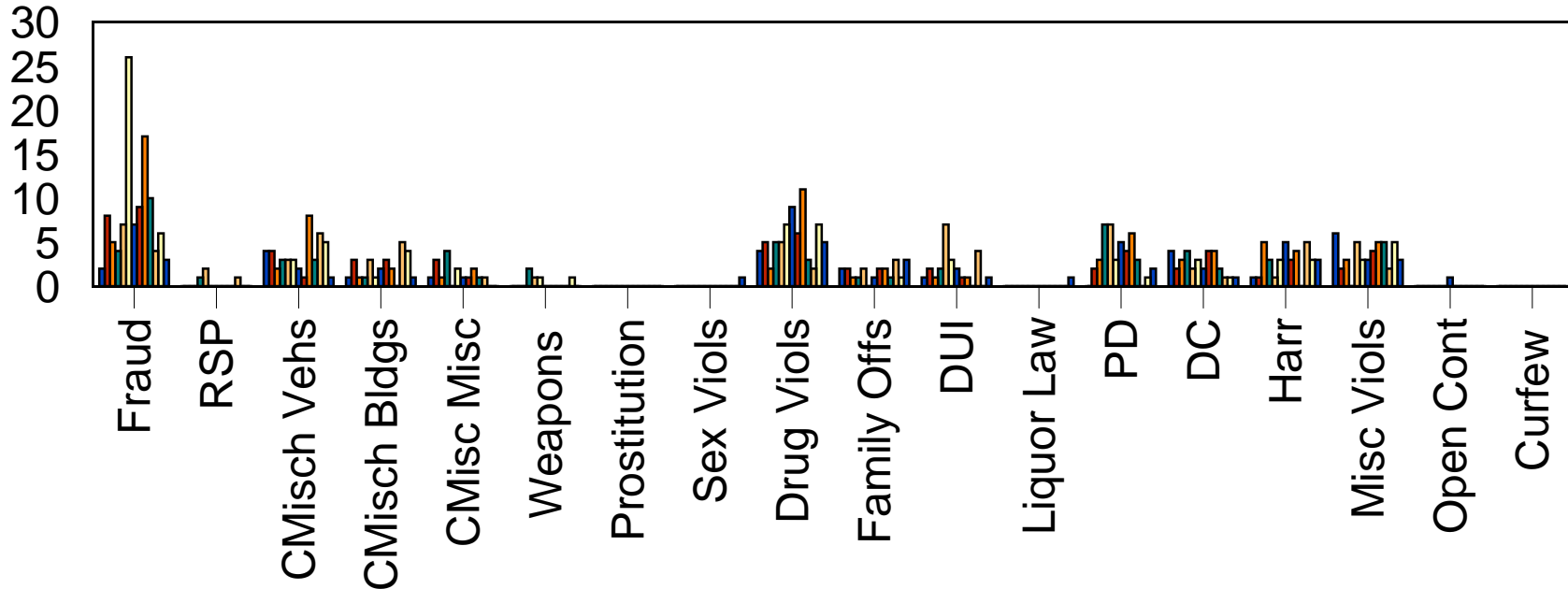
# Ward 3

## Part 1 Crimes - 12 Month Comparison



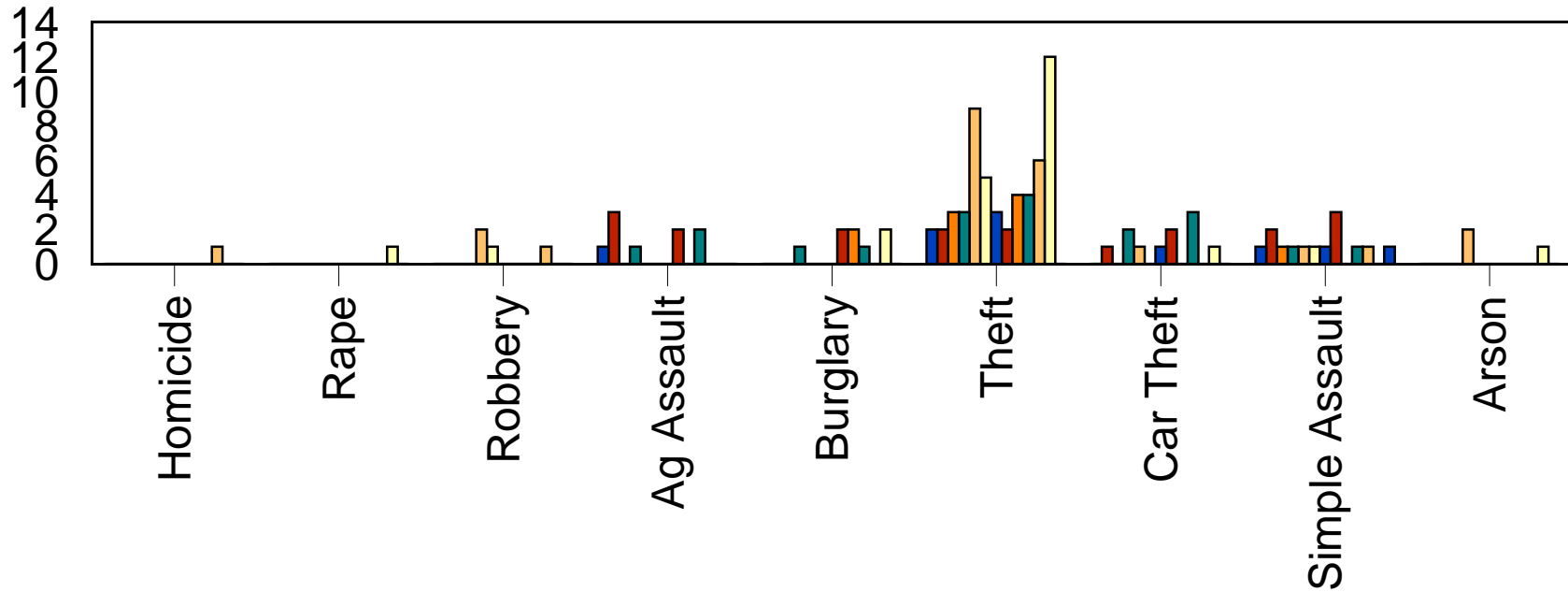
# Ward 3

## Part 2 Crimes - 12 Month Comparison



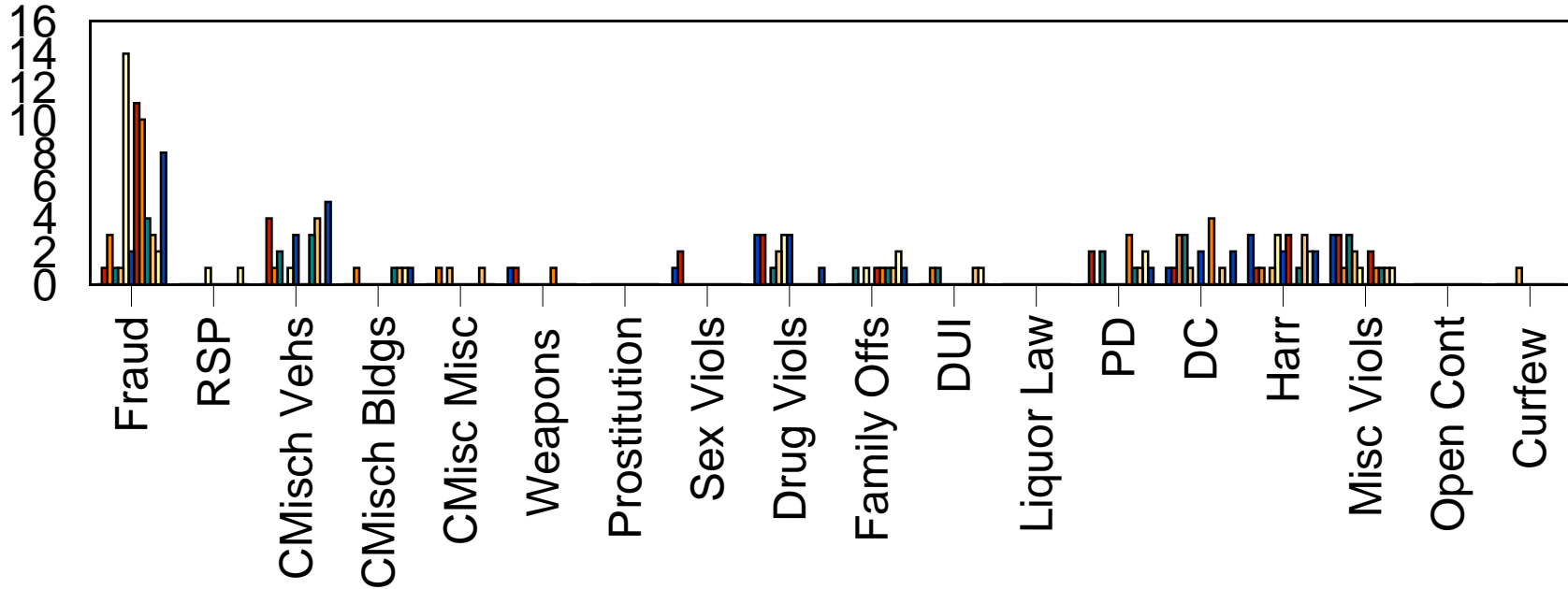
# Ward 4

## Part 1 Crimes - 12 Month Comparison



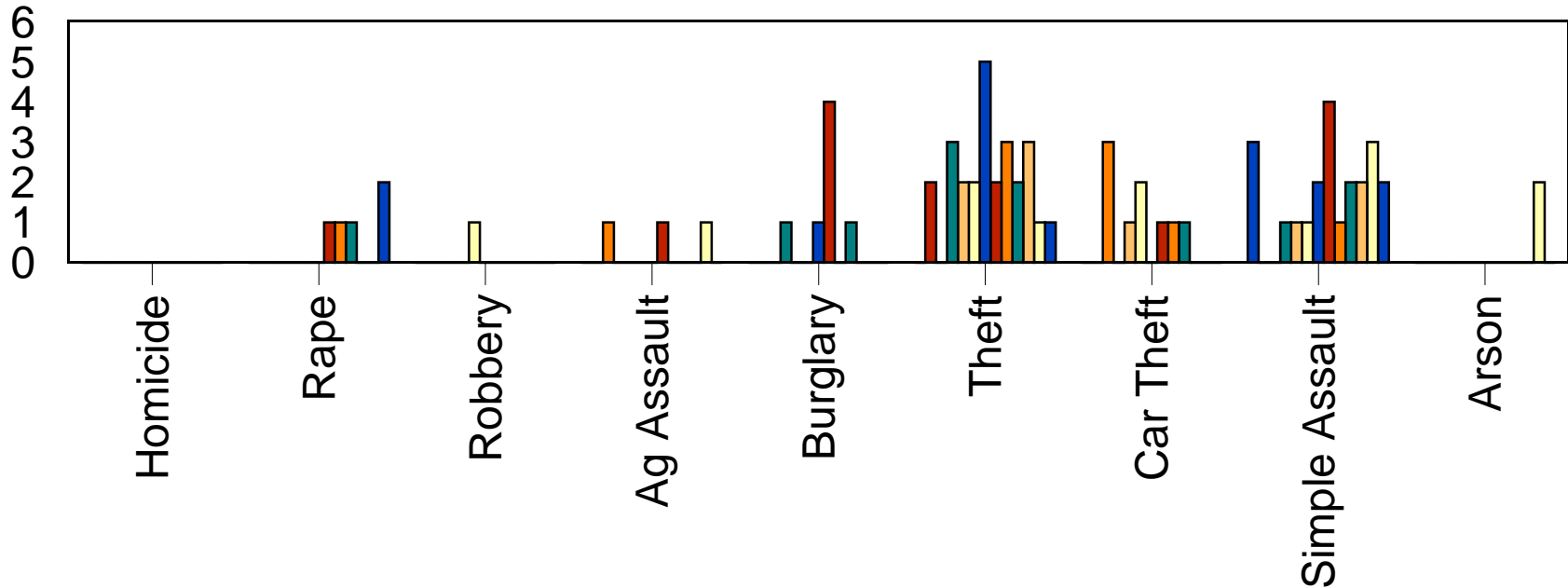
# Ward 4

## Part 2 Crimes - 12 Month Comparison



# Ward 5

## Part 1 Crimes - 12 Month Comparison

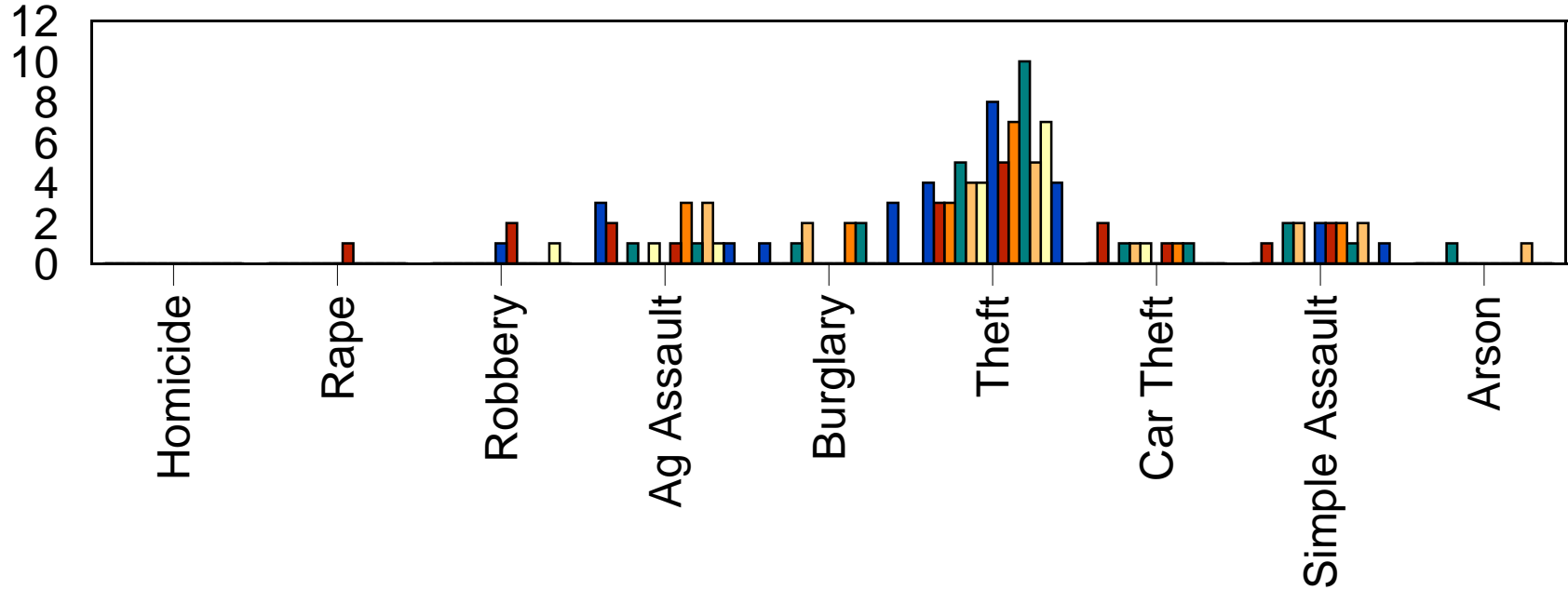






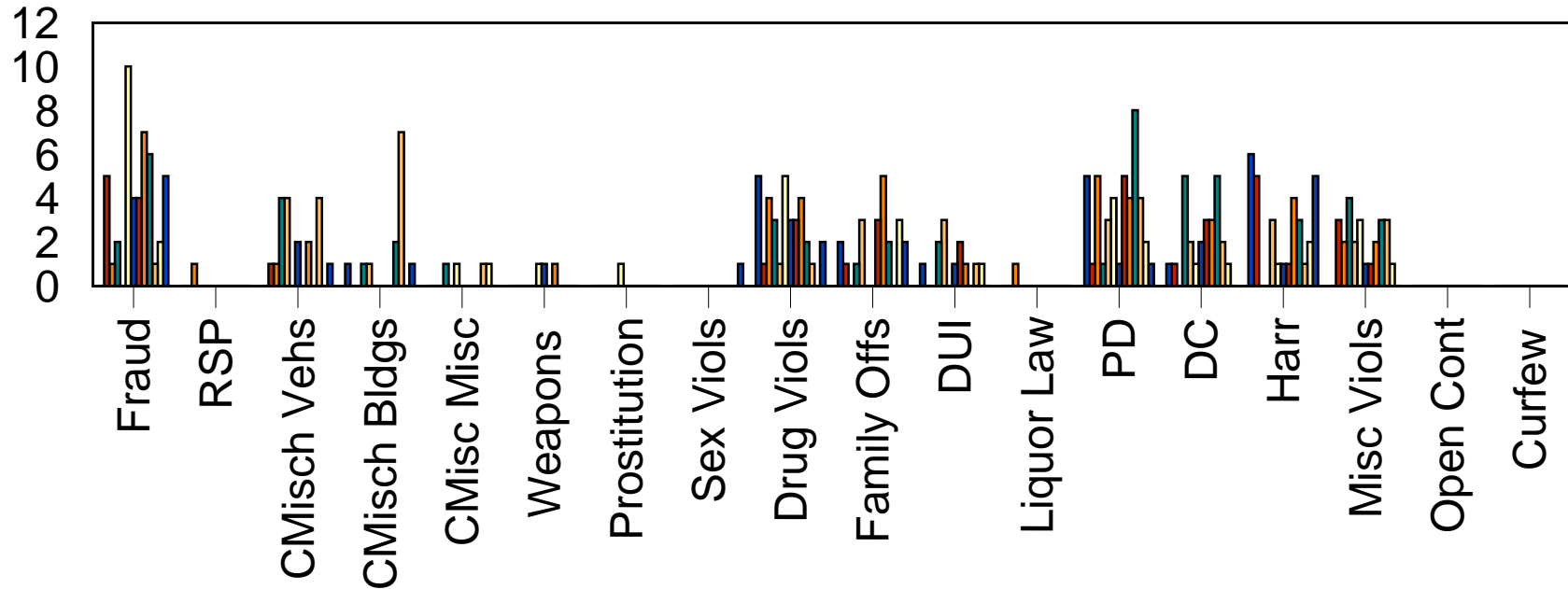
# Ward 6

## Part 1 Crimes - 12 Month Comparison



# Ward 6

## Part 2 Crimes - 12 Month Comparison



# Ward 7

## Part 1 Crimes - 12 Month Comparison

