

**POTTSTOWN POLICE DEPARTMENT
MEMORANDUM**

DATE: October 20, 2021
TO: BOROUGH COUNCIL
FROM: Kevin Owens
Department Administrative Manager
REF: Monthly Report for September 2021

During September 2021, the Pottstown Police Department answered 2,443 calls for service. Of these calls 2,436 occurred in the Borough.

During the month we averaged 81.43 calls per day or 40.72 calls per 12 hour shift. For the year we have answered 20,140 calls. The daily average for the year is 73.77 calls per day or 36.89 calls per 12 hour shift.

During September 2020, we answered 2,081 calls. We answered 362 more calls this month than last September. This is an increase of 17.40% from last year. For the year we have answered 713 more calls than this time in 2020. This is an overall increase of 3.67%

Cc Borough Manager
Mayor
Chief
Lt. Long
Lt. Morrissey
All Personnel

September 2021 Tally Sheet									
Code	Activity	1	2	3	4	5	6	7	Boro Total
0100	Murder- Manslaughter	0	0	0	0	0	0	0	0
0200	Forcible Rape	0	2	0	0	1	1	0	4
0300	Robbery	6	0	1	0	0	2	0	9
0400	Aggravated Assault	2	2	2	2	1	1	0	10
0500	Burglary	2	3	3	2	4	0	0	14
0600	Theft	15	8	8	2	2	5	1	41
0700	Motor Vehicle Theft	3	4	1	2	1	1	1	13
0450	Assaults other	4	2	2	3	4	2	0	17
0900	Arson	0	0	1	0	0	0	0	1
1100	Fraud	5	5	9	11	5	4	3	42
1300	Rec Stolen Property	0	1	0	0	0	0	0	1
1410	Criminal Mischief Vehicles	4	6	1	0	1	0	0	12
1420	Criminal Mischief Buildings	3	0	3	0	1	0	0	7
1440	Criminal Mischief All Others	1	0	1	0	0	0	2	4
1500	Weapons Violation	0	1	0	0	0	0	0	1
1600	Prostitution	0	0	0	0	0	0	0	0
1700	Sex Offenses	0	0	0	0	0	0	0	0
1800	Narcotics Violations	8	4	6	0	3	3	0	24
2000	Offenses against Family	3	7	2	1	1	3	1	18
2100	DUI	1	0	1	0	0	2	0	4
2200	Liquor Law Violations	0	0	0	0	0	0	0	0
2300	Public Drunkenness	2	7	4	0	1	5	0	19
2400	Disorderly Conduct	0	0	4	0	2	3	0	9
2450	Harassment	2	3	3	3	3	1	2	17
2600	All other Violations	1	3	4	2	2	1	0	13
2691	Open Container Violations	0	0	0	0	0	0	0	0
2800	Curfew Violations	0	0	1	0	0	0	0	1
2900	Runaways	0	2	1	0	3	0	0	6
3600	Domestic Disturbances	35	25	24	25	6	10	4	129
3610	Other Disturbances	51	33	54	16	26	25	8	213
3810	False Alarms	9	5	18	5	6	4	7	54
3900	Traffic and Parking Problems	36	47	34	16	9	18	5	165
6001	Hit and Run Injury	0	0	0	0	0	0	0	0
6002	Death	0	0	0	0	0	0	0	0
6004	Property Damage	1	2	4	0	0	2	0	9
6005	Hit and Run	6	1	3	3	1	0	0	14
6006	Injury	0	1	3	0	1	1	1	7
6007	Pedestrian	0	1	0	0	0	0	0	1
6008	Non-Injury	8	7	20	5	1	8	3	52
6010	Others	0	0	0	0	0	0	0	0
6602	Abandoned vehicles	6	9	10	3	2	4	2	36
8000	Warrants served	5	6	2	2	0	4	0	19
Misc	All other calls for service	242	350	399	115	102	166	79	1453
	Total calls 2021	461	551	629	218	189	276	119	2443
	Total calls 2020	414	548	485	189	108	240	97	2081
	Traffic Citations								
	Speeding	0	3	19	10	0	2	13	47
	Other traffic citations	14	23	44	16	33	11	24	165
	Increase or Decrease from 2020	47	3	144	29	81	36	22	362
	Percent Increase or Decrease	11%	1%	30%	15%	75%	15%	23%	17%

Calls for Service - by UCR Code

Incidents Reported Between 09/01/2021 and 09/30/2021

POTTSTOWN BORO



Code	Description	Primary Count	Secondary UCR Count		
			Code 2	Code 3	Code 4
0200	RAPE	1			
0214	RAPE BY FORCE-OTHER FORCIBLE MEANS	1			
0293	FORCIBLE FONDLING	2			
0300	ROBBERY	2			
0310	ROBBERY-FIREARM	1			
0340	ROBBERY-STRONGARM	3			
0341	STRONG ARM - HIGHWAY	2			
0351	ATTEMPT - FIREARM - HIGHWAY	1			
0410	ASSAULT - FIREARM	2			
0420	ASSAULT - KNIFE OR CUTTING INST	1			
0440	ASSAULT - ATROCIOUS- HANDS,FISTS,FEET	7	1		
0450	OTHER ASSAULTS - NOT AGGRAVATED	17	9		
0512	BURGLARY-FORCED ENTRY-RESIDENCE-DAY	1			
0513	BURGLARY-FORCED ENTRY-RESIDNTL-TIME UNKN	1			
0514	BURGLARY-FORCE ENTRY-NON-RESID-NIGHT	4			
0521	UNLAWFUL ENTRY-NO FORCE-RESIDENCE-NIGHT	1			
0523	UNLAWFUL ENTRY-NO FORCE-RESIDENCE-UNK.	1			
0524	UNLAWFUL ENTRY-NO FORCE-NONRES.-NIGHT	1			
0536	ATTEMPT FORCIBLE ENTRY-NONRES.-UNKNOWN	1			
0611	THEFT-\$200 & OVER-POCKET PICKING	0		1	
0614	THEFT-\$200 & OVER-FROM AUTO (EXCPT 0615)	7			
0616	THEFT-\$200 & OVER-BICYCLES	1			
0617	THEFT-\$200 & OVER-FROM BUILDINGS	5			
0619	THEFT-\$200 & OVER-ALL OTHER	3			
0624	THEFT-\$50 TO \$200-FROM AUTO (EXCPT 0625)	1			
0626	THEFT-\$50 TO \$200-BICYCLES	4			
0627	THEFT-\$50 TO \$200-FROM BUILDINGS	3			
0629	THEFT-\$50 TO \$200-ALL OTHER	3			
0634	THEFT-UNDER \$50-FROM AUTO (EXCEPT 0635)	6			
0635	THEFT-UNDER \$50-AUTO PARTS & ACCESSORIES	4			
0637	THEFT - UNDER \$50 - FROM BUILDINGS	2			
0639	THEFT-UNDER \$50-ALL OTHER	2			
0710	MOTOR VEHICLE THEFT-AUTO	3			
0712	M.V. THEFT - STREET - RESIDENTIAL AREA	6	1		
0713	M.V. THEFT - AUTOS - DRIVEWAY	2			
0716	M.V.THEFT-AUTOS - ALL OTHER PARKING LOTS	1			
0732	M.V.THEFT-OTHER VEHICLES-ST.-RESIDENTIAL	1			
0900	ARSON & BOMBING	1			
0923	ARSON-INCENDIARY DEVICE-HOTEL/MOTEL	0	1		
1100	FRAUD	30			
1110	FRAUD - BAD CHECKS	1			
1120	FRAUD - CREDIT CARDS	5	4		
1130	FRAUD - ALL OTHER (FLIM FLAM, CONFIDENCE	6			
1300	STOLEN PROPERTY-RECEIVING,POSSESSING,ETC	1	1		1
1410	CRIMINAL MISCHIEF TO AUTOMOBILES	12			
1420	CRIMINAL MISCHIEF TO PRIVATE BUILDINGS	7	2	1	
1440	CRIMINAL MISCHIEF - ALL OTHER	2	2		
1450	ALL OTHER VANDALISM(GRAFFITI)	2			

Calls for Service - by UCR Code

Incidents Reported Between 09/01/2021 and 09/30/2021

POTTSTOWN BORO



Code	Description	Primary Count	Secondary UCR Count		
			Code 2	Code 3	Code 4
1500	WEAPONS-CARRYING,POSSESSING,ETC.	1	1	1	
1811	NARCOTICS-SALE-MORPHINE,HEROIN,COCAINE	6			
1831	NARCOTICS-POSSESSION-MORP,HEROIN,COCAIN	3		2	
1832	NARCOTICS-POSSESSION-MARIJUANA,ETC.	3			
1833	NARCOTICS-POSSESSION-SYNTHETIC NARCOTIC	7			
1834	NARCOTICS-POSSESSION-OTHER DANGEROUS	5			
2000	OFFENSES AGAINST FAMILY & CHILDREN	3			
2001	CHILD LINE REPORTS	14	2		
2020	OFFENSES AGAINST FAMILY-CHILD ABUSE	1	1		
2110	DRIVING UNDER THE INFLUENCE-LIQUOR/DRUGS	1			
2111	DRIVING UNDER THE INFLUENCE - ALCOHOL	3			
2112	DRIVE UNDER INFLUENCE-ALCOHOL-IMPAIRED	0	2		
2300	PUBLIC DRUNKENNESS	19	2		
2400	DISORDERLY CONDUCT	4	3		
2430	DISORDERLY CONDUCT - DRUGS	2			
2440	DISORDERLY CONDUCT-DISTURBING THE PEACE	2			
2450	HARASSMENT	17	3	1	
2480	DISORDERLY CONDUCT-ALL OTHERS	1			
2600	ALL OTHER CRIMES CODE VIOLATIONS	2	3		
2610	ALL OTHERS - BLACKMAIL & EXTORION	1			
2616	ALL OTHERS - CONTEMPT OF COURT (NON M.V)	3			
2639	ALL OTHERS - ILLEGAL DUMPING	1			
2640	ALL OTHER ORDINANCE VIOLATIONS	2			
2647	ALL OTHERS - PROTECTIVE ORDERS	2			
2648	ALL OTHERS-PORNOGRAPHY-POSSESS & SALE	0	1		
2660	ALL OTHER OFFENSES - TRESPASSING	2	1	3	
2811	CURFEW LAW (JUVENILE) - MALE	1			
2812	CURFEW LAW (JUVENILE) - FEMALE	0	1		
2910	LOST/MISSING PROPERTY	1			
2990	RUNAWAYS - (JUVENILE) - REPORTS	5	2		
3000	FOUND/RECOVERED PROPERTY	36			
3320	DOA	1			
3321	DOA - OVERDOSE	1			
3330	NALOXONE USE/OVERDOSE	5	1		
3400	MENTAL HEALTH	15	2		
3410	INVOLUNTARY COMMITMENT	3		1	
3420	VOLUNTARY COMMITMENT	5			
3500	SUSPICIOUS PERSONS,AUTOS,CIRCUMSTANCES	293	2		
3600	DISTURBANCES-DOMESTIC	129	57	12	3
3610	DISTURBANCES-JUVENILE	23			
3620	DISTURBANCES-OTHER (FIGHTS,DISPUTES,ETC)	127			
3630	LOUD MUSIC DISTURBANCE	37			
3640	ANIMAL COMPLAINTS-BARKING DOGS(FOUNDED)	2			
3650	FIREWORKS	14			
3660	PFA SERVICE	10			
3800	SERVICE CALL-MISCELLANEOUS	135	3	1	
3810	SERVICE CALL-ALARMS-UNFOUNDED-EXCPT FIRE	54			
3820	SERVICE CALL-ASSIST MOTORIST/DISABLE VEH	1			

Calls for Service - by UCR Code

Incidents Reported Between 09/01/2021 and 09/30/2021

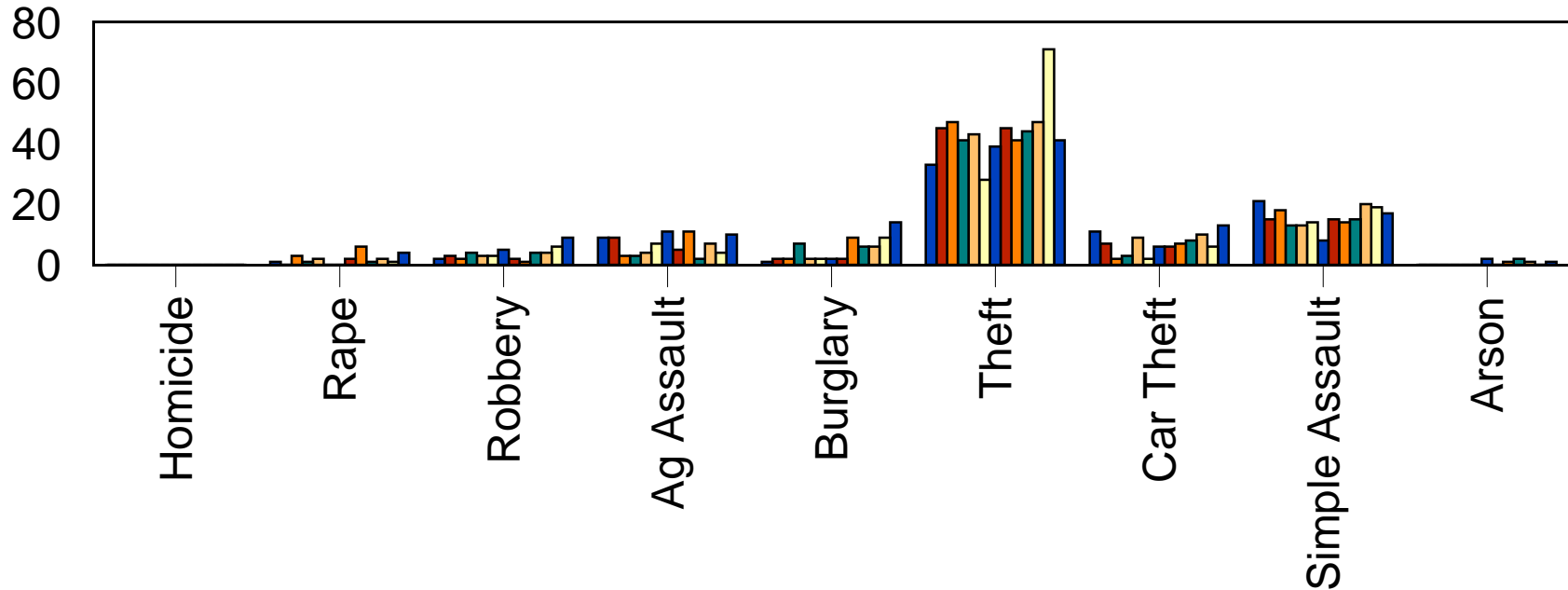
POTTSTOWN BORO



Code	Description	Primary Count	Secondary UCR Count		
			Code 2	Code 3	Code 4
3840	FIRES (INCLUDING ALARMS-FOUNDED/UNFOUNDED)	25			
3870	MEDICAL EMERGENCY	92	4	1	1
3881	MEDICAL EMERGENCY-OVERDOSE	5	4	1	
3900	TRAFFIC & PARKING PROBLEMS	165			
4012	NON-CRIMINAL - GAS LEAKS & EXPLOSIONS	2			
4024	NON-CRIMINAL - WATER LEAKS, MAINS, ETC.	2			
4026	NON-CRIMINAL-WIRES AND POLES DOWN	6			
4027	911 HANGUPS-UNFOUNDED	16			
4028	NON-CRIMINAL-OTHER INVESTIGATIONS	52	2		
4029	GUNSHOTS	11			
5016	LOST & FOUND - MISSING ADULT MALES	1			
5100	JUVENILE	7			
5502	ANIMAL COMPLAINTS - BARKING DOGS(UNF)	9			
5504	ANIMAL COMPLAINTS - DOG BITES	5			
5506	ANIMAL COMPLAINTS - STRAY ANIMALS	25			
5510	ANIMAL COMPLAINTS - OTHER	30			
5590	ANIMAL COMPLAINTS - REPORTS	3			
6004	TRAFFIC ACC. INVOLVING PROPERTY DAMAGE	9			
6005	TRAFFIC ACCIDENT- HIT AND RUN	14			
6006	TRAFFIC ACCIDENT INVOLVING INJURY	7			
6007	TRAFFIC ACCIDENT-PEDESTRIAN	1			
6008	ACCIDENT INVOLVING NONINJURY	52			
6350	TRAFFIC ENFORCEMENT-PATROL	111			
6602	TRAFFIC RELATED -IMPOUNDED,ABANDON M.V.	36	3	1	
6605	TRAFFIC RELATED-UNFOUNDED ACCIDENT	6			
6608	TRAFFIC RELATED - ESCORTS	1			
6613	TRAFFIC RELATED-SEIZED REG OR LICENSE	2			
7002	BUILDING CHECKS - OFFICER INITIATED	177			
7003	BUILDING CHECK BUSINESS	195			
7004	BUILDING CHECKS - VACATION,VACANT HOME	6			
7012	PUBLIC SERVICES - BANK ESCORTS, ETC.	4			
7014	PUBLIC SERVICE - OTHERS (OFFICER ASSIST)	1			
7502	ASSIST OTHER AGENCIES - FIRE DEPT.	34			
7504	ASSIST OTHER AGENCIES - OTHER POLICE	44			
7506	ASSISTING OTHER AGENCIES - ALL OTHERS	5	3		
7508	ASSIST POTTSTOWN POLICE	2			
7510	LIVE SCAN	2			
8010	WARRANTS - LOCAL - CRIMINAL	0	1		
8090	WARRANTS - LOCAL - REPORTS	1			
8110	WARRANTS - MONTGOMERY COUNTY BENCH	6			
8114	WARRANTS - OTHER AUTHORITY-OTHER WARRANT	12			
8504	DEPARTMENTAL SERVICES - JAIL DUTY	37			
9100	CARD STRUCK WHEN NOT NEEDED	55			
CITT	TRAFFIC CITATION	171			
Total Calls		2,621			


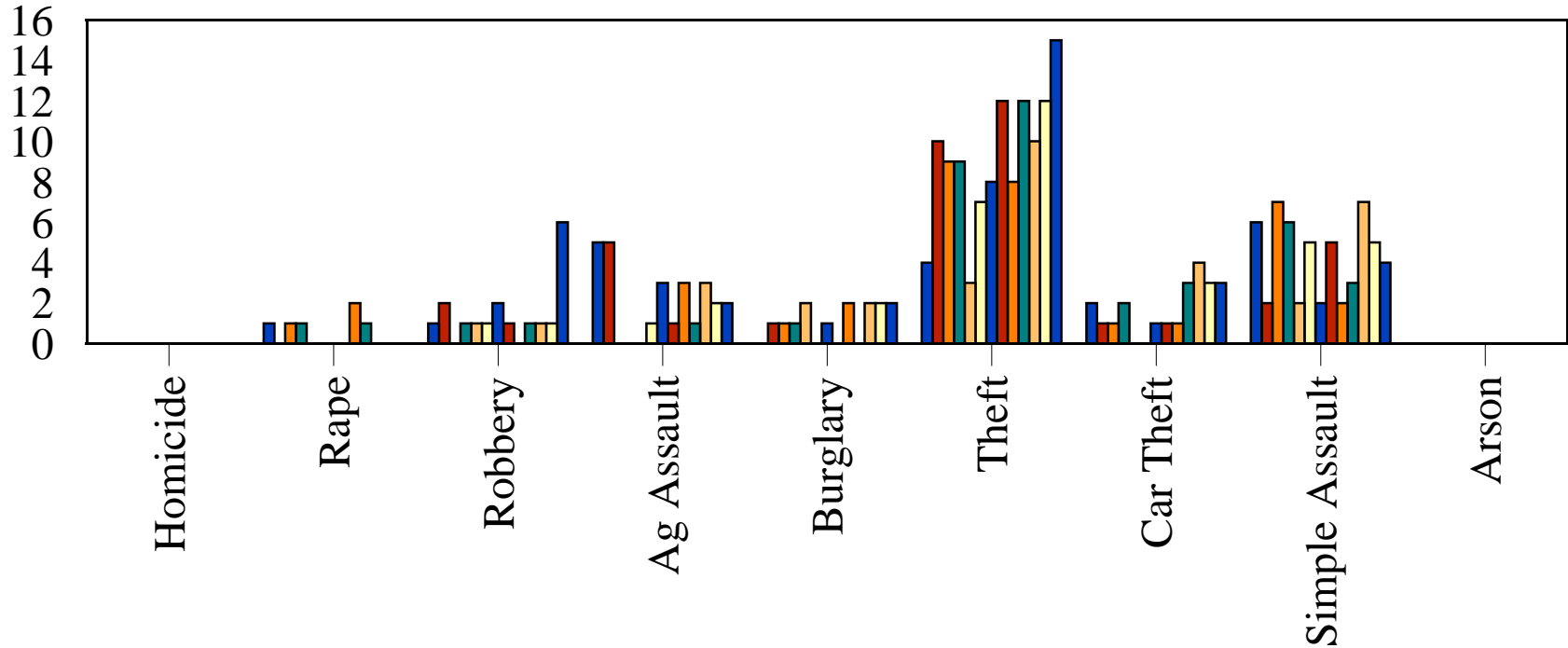
Borough of Pottstown

Part 1 Crimes - 12 Month Comparison




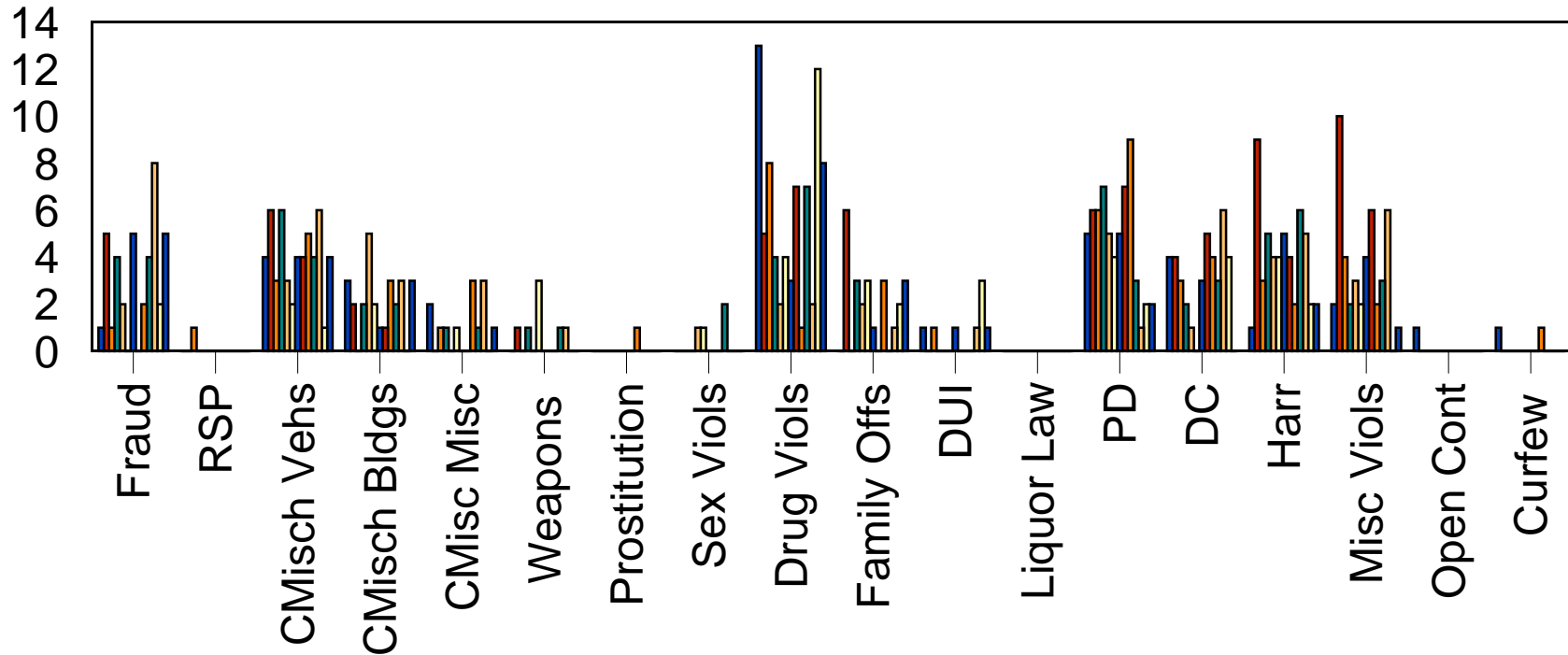
Ward 1

Part 1 Crimes - 12 Month Comparison



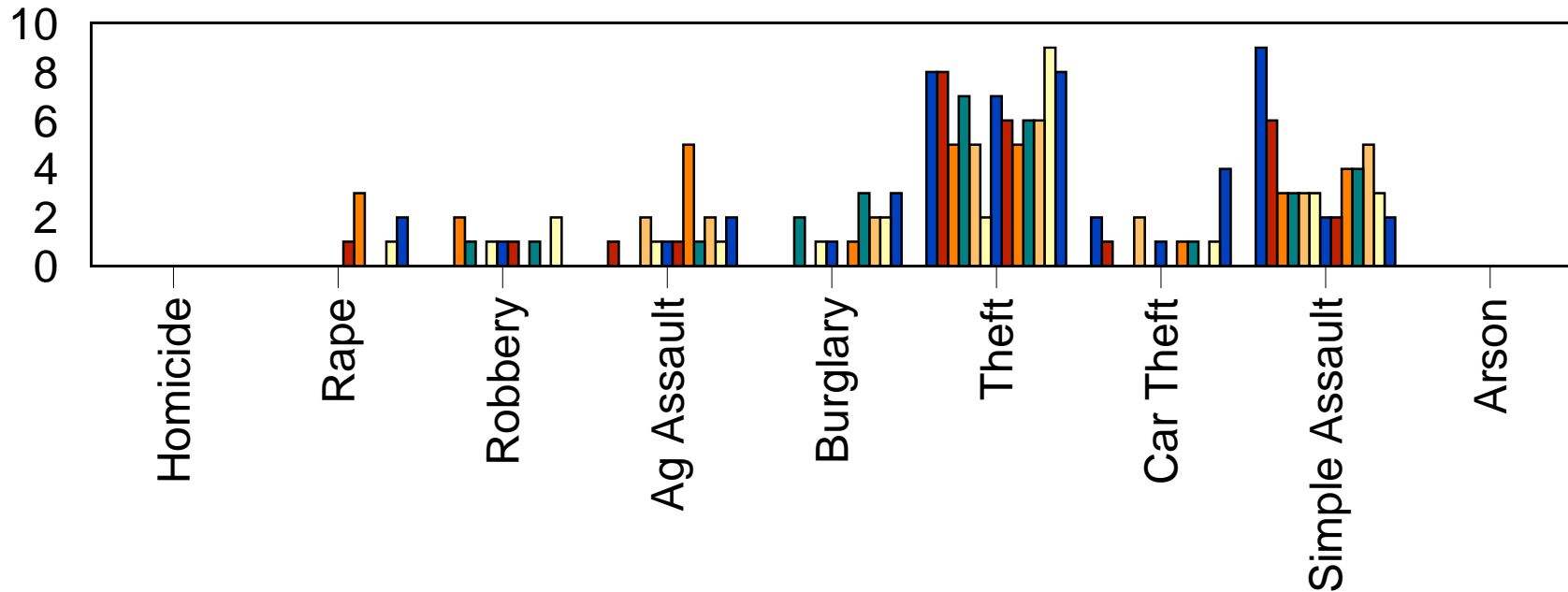
Ward 1

Part 2 Crimes - 12 Month Comparison



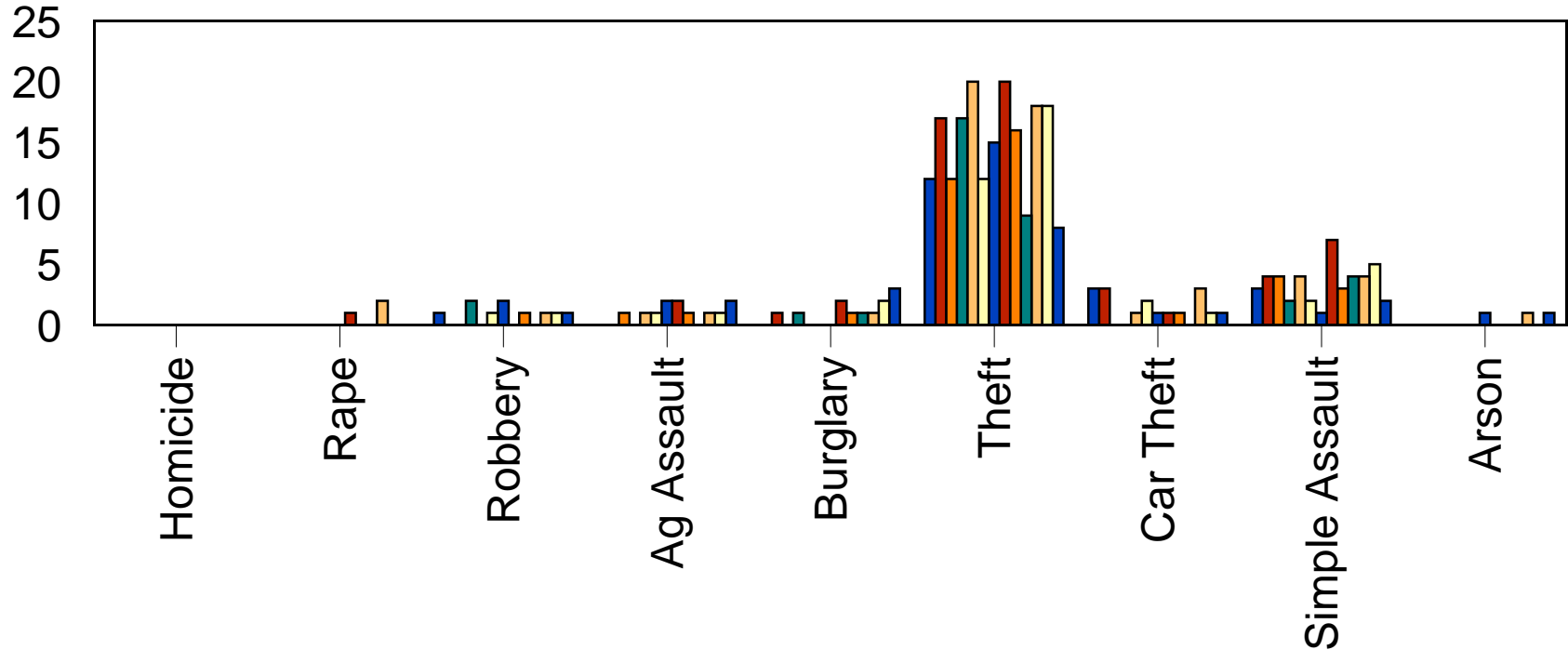
Ward 2

Part 1 Crimes - 12 Month Comparison



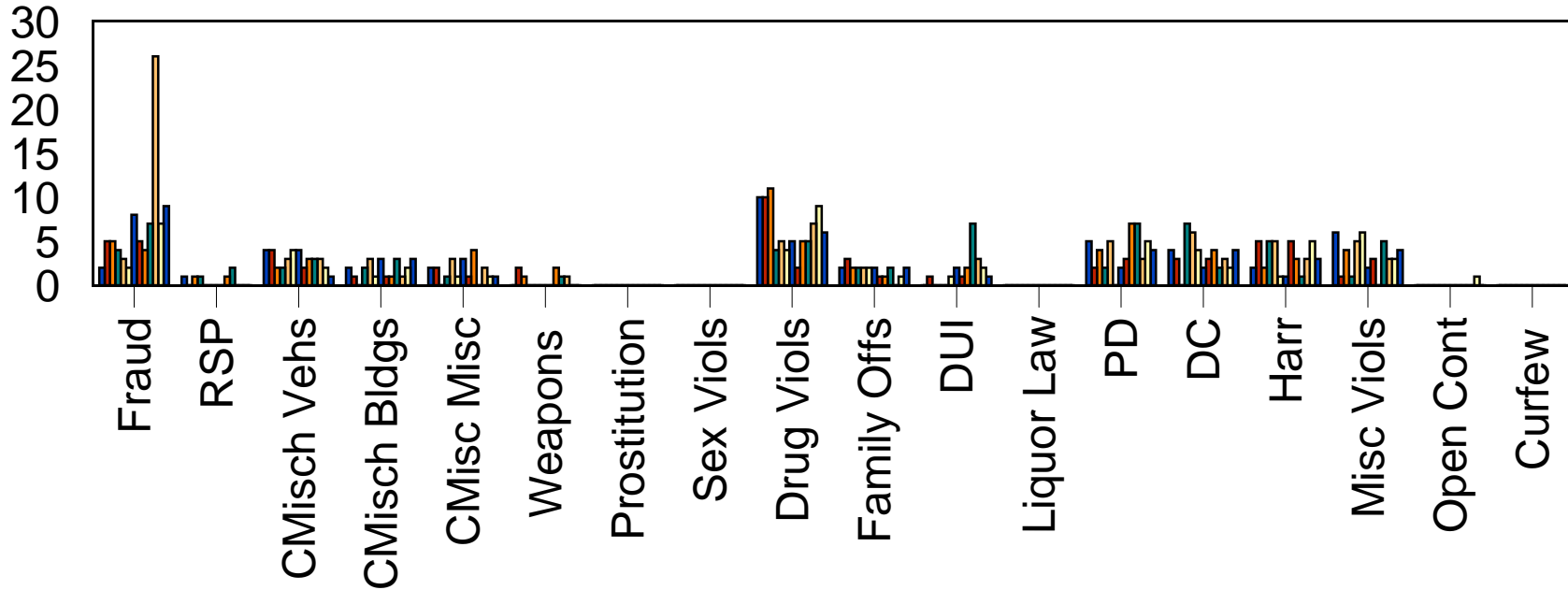
Ward 3

Part 1 Crimes - 12 Month Comparison



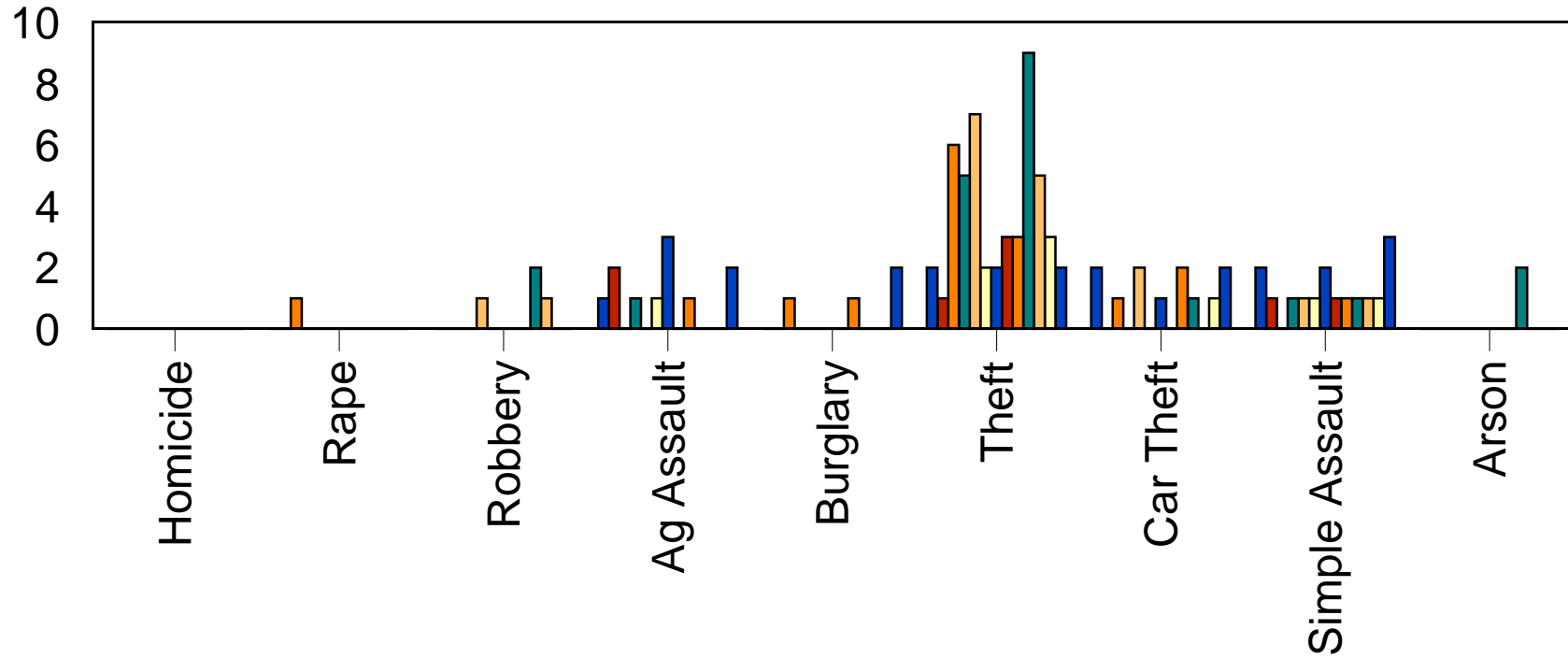
Ward 3

Part 2 Crimes - 12 Month Comparison



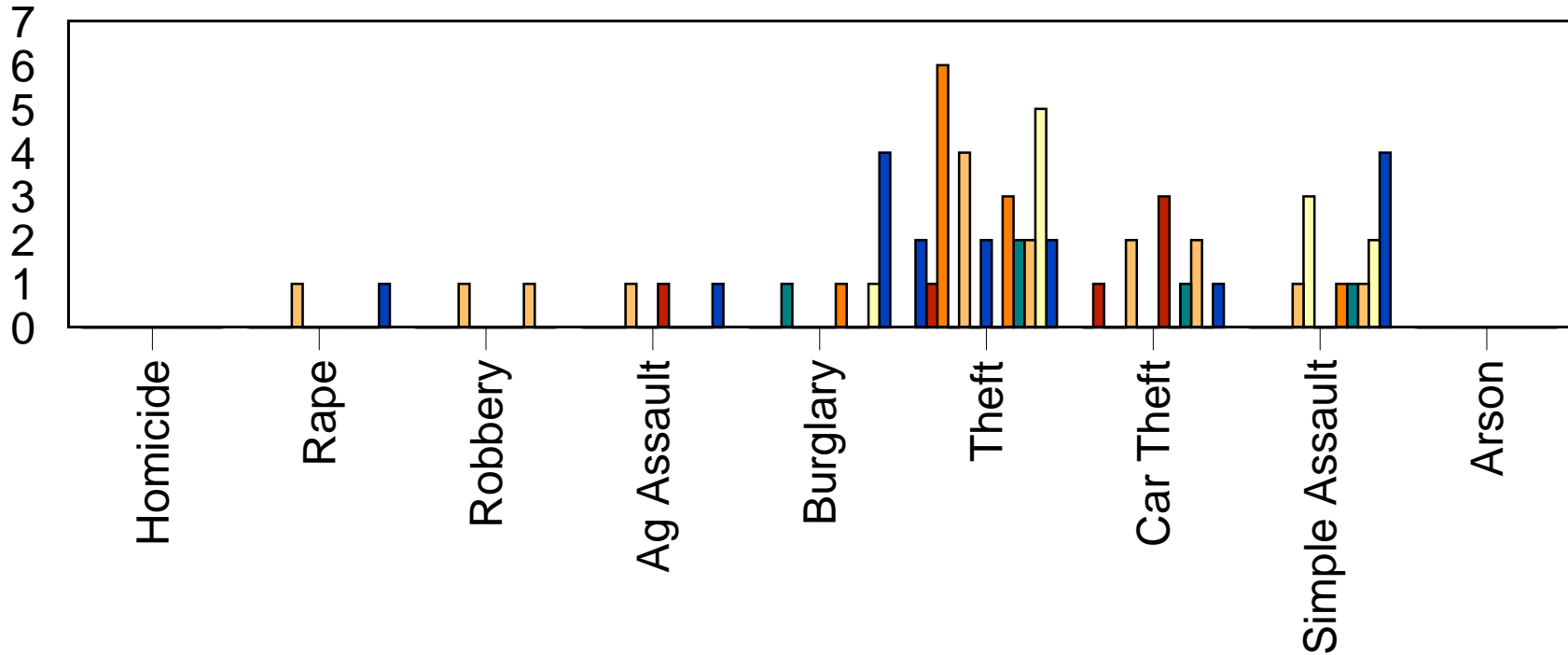
Ward 4

Part 1 Crimes - 12 Month Comparison



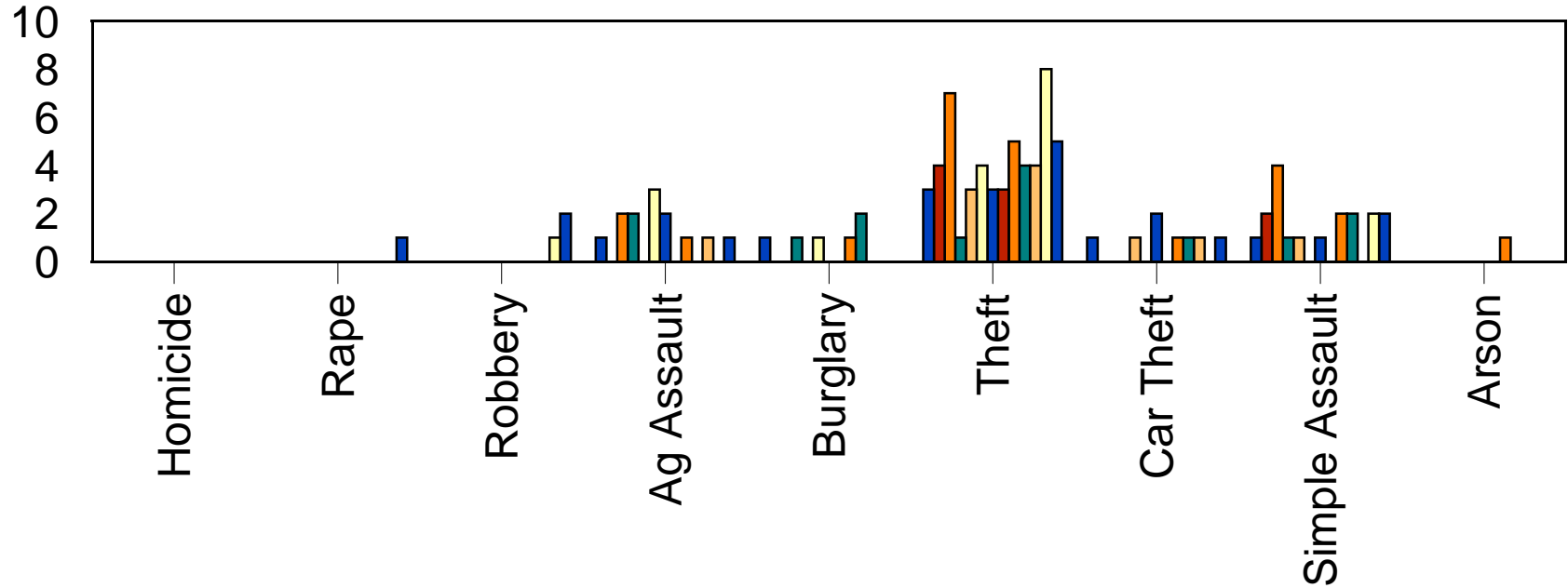
Ward 5

Part 1 Crimes - 12 Month Comparison



Ward 6

Part 1 Crimes - 12 Month Comparison



Ward 7

Part 1 Crimes - 12 Month Comparison

