

**POTTSTOWN POLICE DEPARTMENT
MEMORANDUM**

DATE: August 18, 2021
TO: BOROUGH COUNCIL
FROM: Kevin Owens
Department Administrative Manager
REF: Monthly Report for July 2021

During July 2021, the Pottstown Police Department answered 2,509 calls for service. Of these calls 2,501 occurred in the Borough.

During the month we averaged 80.94 calls per day or 40.47 calls per 12 hour shift. For the year we have answered 15,388 calls. The daily average for the year is 72.58 calls per day or 36.29 calls per 12 hour shift.

During July 2020, we answered 2,065 calls. We answered 444 more calls this month than last July. This is an increase of 21.50% from last year. For the year we have answered 191 more calls than this time in 2020. This is an overall increase of 1.26%

Cc Borough Manager
Mayor
Chief
Lt. Long
Lt. Morrissey
All Personnel

July 2021 Tally Sheet									
Code	Activity	1	2	3	4	5	6	7	Boro Total
0100	Murder- Manslaughter	0	0	0	0	0	0	0	0
0200	Forcible Rape	0	0	2	0	0	0	0	2
0300	Robbery	1	0	1	1	1	0	0	4
0400	Aggravated Assault	3	2	1	0	0	1	0	7
0500	Burglary	2	2	1	0	0	0	1	6
0600	Theft	10	6	18	5	2	4	2	47
0700	Motor Vehicle Theft	4	0	3	0	2	1	0	10
0450	Assaults other	7	5	4	1	1	0	2	20
0900	Arson	0	0	1	0	0	0	0	1
1100	Fraud	8	10	26	14	8	10	5	81
1300	Rec Stolen Property	0	0	0	1	0	0	0	1
1410	Criminal Mischief Vehicles	6	6	3	1	3	0	0	19
1420	Criminal Mischief Buildings	3	2	1	0	0	0	1	7
1440	Criminal Mischief All Others	3	1	2	0	0	1	0	7
1500	Weapons Violation	1	0	1	0	0	1	0	3
1600	Prostitution	0	0	0	0	0	1	0	1
1700	Sex Offenses	0	0	0	0	0	0	0	0
1800	Narcotics Violations	2	16	7	3	0	5	0	33
2000	Offenses against Family	1	9	0	1	2	0	0	13
2100	DUI	1	1	3	0	2	0	0	7
2200	Liquor Law Violations	0	0	0	0	0	0	0	0
2300	Public Drunkenness	1	7	3	0	1	4	1	17
2400	Disorderly Conduct	6	1	3	0	1	1	0	12
2450	Harassment	5	6	3	3	2	1	1	21
2600	All other Violations	6	4	3	1	1	3	2	20
2691	Open Container Violations	0	0	0	0	0	0	0	0
2800	Curfew Violations	1	0	0	0	0	0	0	1
2900	Runaways	1	0	1	0	0	0	2	4
3600	Domestic Disturbances	37	43	29	25	11	11	8	164
3610	Other Disturbances	71	50	63	46	29	26	4	289
3810	False Alarms	4	2	12	2	5	9	9	43
3900	Traffic and Parking Problems	30	35	35	8	9	13	3	133
6001	Hit and Run Injury	0	0	0	0	0	0	0	0
6002	Death	0	0	0	0	0	0	0	0
6004	Property Damage	2	0	4	1	1	0	1	9
6005	Hit and Run	0	4	4	4	5	7	2	26
6006	Injury	1	3	9	1	0	2	3	19
6007	Pedestrian	0	0	0	0	1	0	0	1
6008	Non-Injury	6	7	19	4	0	1	2	39
6010	Others	1	0	1	0	0	0	0	2
6602	Abandoned vehicles	8	1	6	3	5	2	0	25
8000	Warrants served	3	14	5	1	0	1	0	24
Misc	All other calls for service	229	368	378	121	65	155	78	1394
	Total calls 2021	464	605	649	247	157	260	127	2509
	Total calls 2020	364	500	548	198	130	234	91	2065
	Traffic Citations								
	Speeding	0	3	44	3	1	7	1	59
	Other traffic citations	22	26	33	5	0	12	29	127
	Increase or Decrease from 2020	100	105	101	49	27	26	36	444
	Percent Increase or Decrease	27%	21%	18%	25%	21%	11%	40%	22%

Calls for Service - by UCR Code

Incidents Reported Between 07/01/2021 and 07/31/2021

POTTSTOWN BORO

Code	Description	Primary Count	Secondary UCR Count		
			Code 2	Code 3	Code 4
0200	RAPE	2			
0310	ROBBERY-FIREARM	1			
0331	ARMED - OTHER DANGEROUS WEAPON - HWY.	1			
0340	ROBBERY-STRONGARM	1			
0348	STRONG ARM - MISC.	1			
0410	ASSAULT - FIREARM	1			
0411	ASSAULT-KNIFE OR CUTTING INSTRUMENT	2			
0420	ASSAULT - KNIFE OR CUTTING INST	1			
0440	ASSAULT - ATROCIOUS- HANDS,FISTS,FEET	3	1		
0450	OTHER ASSAULTS - NOT AGGRAVATED	20	3		
0511	BURGLARY-FORCED ENTRY-RESIDENCE-NIGHT	2			
0512	BURGLARY-FORCED ENTRY-RESIDENCE-DAY	1			
0513	BURGLARY-FORCED ENTRY-RESIDNTL-TIME UNKN	1			
0531	ATTEMPT FORCIBLE ENTRY-RESIDENCE-NIGHT	1			
0590	BURGLARY - REPORTS	1			
0613	THEFT-\$200 & OVER-RETAIL THEFT	2			
0614	THEFT-\$200 & OVER-FROM AUTO (EXCPT 0615)	2			
0615	THEFT-\$200 & OVER-AUTO ACCESSORIES	1			
0616	THEFT-\$200 & OVER-BICYCLES	5	1		
0617	THEFT-\$200 & OVER-FROM BUILDINGS	5	1		
0619	THEFT-\$200 & OVER-ALL OTHER	6	1		
0623	THEFT-\$50 TO \$200-RETAIL THEFT	2			
0626	THEFT-\$50 TO \$200-BICYCLES	1			
0627	THEFT-\$50 TO \$200-FROM BUILDINGS	2			
0629	THEFT-\$50 TO \$200-ALL OTHER	2			
0633	THEFT-UNDER \$50-RETAIL THEFT	8			
0634	THEFT-UNDER \$50-FROM AUTO (EXCEPT 0635)	2			
0637	THEFT - UNDER \$50 - FROM BUILDINGS	3			
0639	THEFT-UNDER \$50-ALL OTHER	2			
0643	THEFT-ATTEMPTED-RETAIL THEFT	1			
0644	THEFT-ATTEMPTED-FROM AUTO (EXCEPT 0645)	2			
0646	THEFT-ATTEMPTED-BICYCLES	1			
0710	MOTOR VEHICLE THEFT-AUTO	5			
0712	M.V. THEFT - STREET - RESIDENTIAL AREA	3			
0713	M.V. THEFT - AUTOS - DRIVEWAY	2			
0918	ARSON-EXPLOSIVE DEVICE-ALL OTHER	1			
1026	COUNTERFEITING - USING	2			
1100	FRAUD	67	1		
1120	FRAUD - CREDIT CARDS	5	1		
1130	FRAUD - ALL OTHER (FLIM FLAM, CONFIDENCE	9			
1300	STOLEN PROPERTY-RECEIVING,POSSESSING,ETC	0		1	
1321	STOLEN PROP.-RECEIVING MOTOR VEHICLE	1			
1331	STOLEN PROP.-POSSESSING - MOTOR VEHICLE	0	1		
1410	CRIMINAL MISCHIEF TO AUTOMOBILES	19	1		
1420	CRIMINAL MISCHIEF TO PRIVATE BUILDINGS	5	1		
1430	CRIMINAL MISCHIEF - PUBLIC BUILDINGS	2		1	
1440	CRIMINAL MISCHIEF - ALL OTHER	7		1	
1500	WEAPONS-CARRYING,POSSESSING,ETC.	3	3	1	

Calls for Service - by UCR Code

Incidents Reported Between 07/01/2021 and 07/31/2021

POTTSTOWN BORO

Code	Description	Primary Count	Secondary UCR Count		
			Code 2	Code 3	Code 4
1620	COMMERCIALIZED VICE	1			
1811	NARCOTICS-SALE-MORPHINE,HEROIN,COCAINE	5			
1812	NARCOTICS-SALE-MARIJUANA, HASHISH, ETC.	0	2		
1813	DRUGS-SALE/MFG-SYNTHETIC NARCOTICS	4			
1831	NARCOTICS-POSSESSION-MORP,HEROIN,COCAIN	10			
1832	NARCOTICS-POSSESSION-MARIJUANA,ETC.	5	1		
1833	NARCOTICS-POSSESSION-SYNTHETIC NARCOTIC	5	3	1	
1834	NARCOTICS-POSSESSION-OTHER DANGEROUS	5			
2000	OFFENSES AGAINST FAMILY & CHILDREN	6			
2001	CHILD LINE REPORTS	7			
2110	DRIVING UNDER THE INFLUENCE-LIQUOR/DRUGS	5			
2111	DRIVING UNDER THE INFLUENCE - ALCOHOL	2			
2112	DRIVE UNDER INFLUENCE-ALCOHOL-IMPAIRED	0			1
2300	PUBLIC DRUNKENNESS	17	2		
2400	DISORDERLY CONDUCT	7		1	
2420	DISORDERLY CONDUCT-PUBLIC PLACES	1			
2430	DISORDERLY CONDUCT - DRUGS	3	1		
2440	DISORDERLY CONDUCT-DISTURBING THE PEACE	1	1		
2450	HARASSMENT	21	6		
2600	ALL OTHER CRIMES CODE VIOLATIONS	5	1	1	1
2610	ALL OTHERS - BLACKMAIL & EXTORION	2		1	
2616	ALL OTHERS - CONTEMPT OF COURT (NON M.V)	1			
2624	ALL OTHER OFFENSES - FALSE POLICE REPORT	1			
2639	ALL OTHERS - ILLEGAL DUMPING	7			
2640	ALL OTHER ORDINANCE VIOLATIONS	1			
2656	ALL OTHER - THREATS (KILL,BOMB,PHONE,ETC	1			
2660	ALL OTHER OFFENSES - TRESPASSING	2	4	1	1
2811	CURFEW LAW (JUVENILE) - MALE	1			
2900	LOST/MISSING PERSONS	1			
2911	RUNAWAY - INCORRIGIBLE -MALE (JUVENILE)	1			
2990	RUNAWAYS - (JUVENILE) - REPORTS	2			
3000	FOUND/RECOVERED PROPERTY	39	5	1	
3300	SUICIDES	1			
3320	DOA	3			
3321	DOA - OVERDOSE	1			
3330	NALOXONE USE/OVERDOSE	7	1	1	
3400	MENTAL HEALTH	18			
3410	INVOLUNTARY COMMITMENT	10		1	
3420	VOLUNTARY COMMITMENT	9			
3500	SUSPICIOUS PERSONS,AUTOS,CIRCUMSTANCES	276			
3600	DISTURBANCES-DOMESTIC	164	54	9	1
3610	DISTURBANCES-JUVENILE	15			
3620	DISTURBANCES-OTHER (FIGHTS,DISPUTES,ETC)	132	2		
3630	LOUD MUSIC DISTURBANCE	46			
3650	FIREWORKS	80	1		
3660	PFA SERVICE	15			
3670	PFA SERVICE WEAPON RELINQUISHMENT	1			
3800	SERVICE CALL-MISCELLANEOUS	109	5		

Calls for Service - by UCR Code

Incidents Reported Between 07/01/2021 and 07/31/2021

POTTSTOWN BORO

Code	Description	Primary Count	Secondary UCR Count		
			Code 2	Code 3	Code 4
3810	SERVICE CALL-ALARMS-UNFOUNDED-EXCPT FIRE	43			
3820	SERVICE CALL-ASSIST MOTORIST/DISABLE VEH	1			
3840	FIRES (INCLUDING ALARMS-FOUNDED/UNFOUND)	21			
3860	SERVICE CALL-LOCKOUTS (VEHICLE/BLDG)	1			
3870	MEDICAL EMERGENCY	90	8	6	1
3881	MEDICAL EMERGENCY-OVERDOSE	16	10	2	2
3900	TRAFFIC & PARKING PROBLEMS	133			
4014	NON-CRIMINAL-INVESTIGATE OPEN DOOR,ETC.	2			
4018	NON-CRIMINAL-ST. LIGHT OUT, ST. REPAIRS.	1			
4020	NON-CRIMINAL - SUSPICIOUS AUTO	1			
4026	NON-CRIMINAL-WIRES AND POLES DOWN	3			
4027	911 HANGUPS-UNFOUNDED	19			
4028	NON-CRIMINAL-OTHER INVESTIGATIONS	46			
4029	GUNSHOTS	1			
4506	DEATHS - SUICIDES	1			
5014	LOST & FOUND - MISSING ADULT FEMALES	0	1		
5016	LOST & FOUND - MISSING ADULT MALES	1			
5100	JUVENILE	19	1		
5105	INFORMATION	6			
5504	ANIMAL COMPLAINTS - DOG BITES	1	1		
5506	ANIMAL COMPLAINTS - STRAY ANIMALS	42			
5510	ANIMAL COMPLAINTS - OTHER	24			
5590	ANIMAL COMPLAINTS - REPORTS	5			
6004	TRAFFIC ACC. INVOLVING PROPERTY DAMAGE	9			
6005	TRAFFIC ACCIDENT- HIT AND RUN	26			
6006	TRAFFIC ACCIDENT INVOLVING INJURY	19			
6008	ACCIDENT INVOLVING NONINJURY	40			
6010	TRAFFIC ACCIDENT - OTHER ACC. INVEST.	2			
6302	TRAFFIC ENFORCEMENT - BREATHALYZER	1			
6350	TRAFFIC ENFORCEMENT-PATROL	103			
6602	TRAFFIC RELATED -IMPOUNDED,ABANDON M.V.	25	4		
6605	TRAFFIC RELATED-UNFOUND ACCIDENT	10			
6613	TRAFFIC RELATED-SEIZED REG OR LICENSE	0	1		
7002	BUILDING CHECKS - OFFICER INITIATED	157			
7003	BUILDING CHECK BUSINESS	134			
7004	BUILDING CHECKS - VACATION,VACANT HOME	3			
7012	PUBLIC SERVICES - BANK ESCORTS, ETC.	5			
7014	PUBLIC SERVICE - OTHERS (OFFICER ASSIST)	1			
7502	ASSIST OTHER AGENCIES - FIRE DEPT.	36			
7504	ASSIST OTHER AGENCIES - OTHER POLICE	49	1		
7506	ASSISTING OTHER AGENCIES - ALL OTHERS	7	1	1	
7508	ASSIST POTTSTOWN POLICE	7			
7510	LIVE SCAN	1			
8110	WARRANTS - MONTGOMERY COUNTY BENCH	9		1	
8114	WARRANTS - OTHER AUTHORITY-OTHER WARRANT	15	4		
8502	DEPARTMENTAL SERVICES - FINGERPRINTING	2			
8504	DEPARTMENTAL SERVICES - JAIL DUTY	38			
8518	DEPARTMENTAL SERVICES - RECORD CHECKS	2			

August 18, 2021

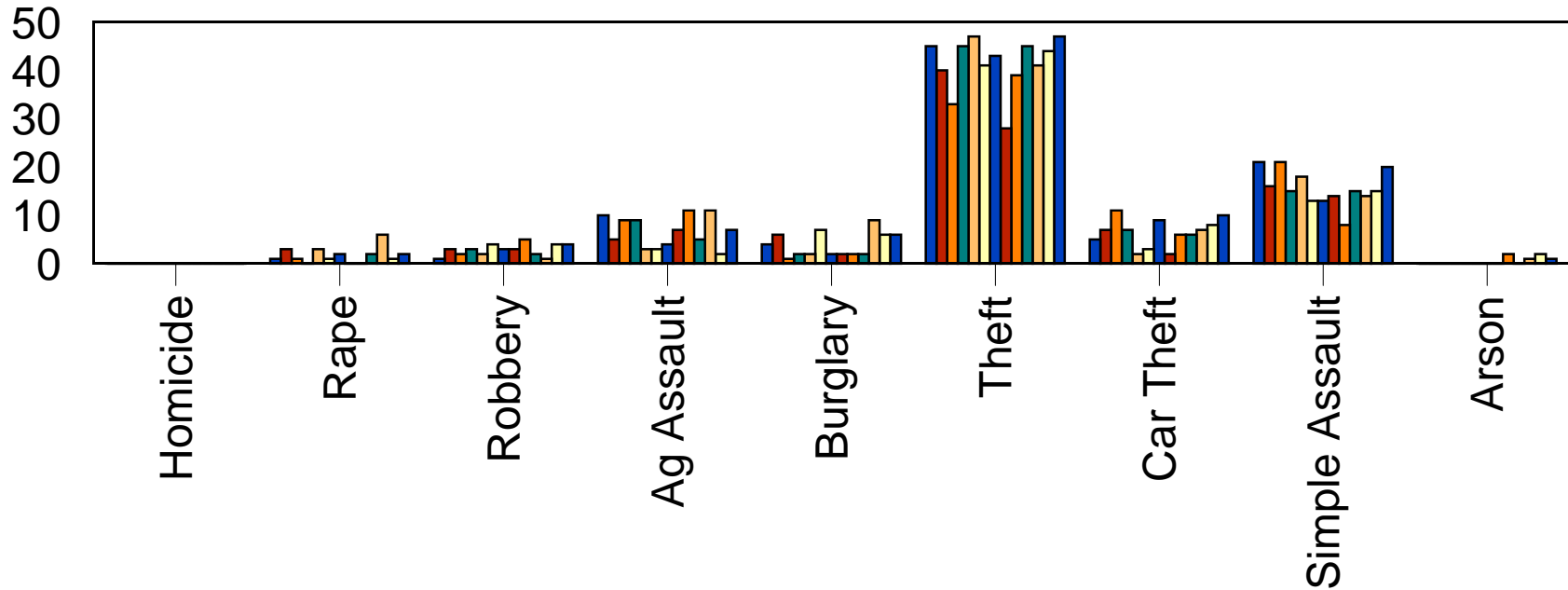
Calls for Service - by UCR Code
Incidents Reported Between 07/01/2021 and 07/31/2021
POTTSTOWN BORO



Code	Description	Primary Count	Secondary UCR Count		
			Code 2	Code 3	Code 4
9100	CARD STRUCK WHEN NOT NEEDED	67			
CITT	TRAFFIC CITATION	150			
Total Calls		2,668			


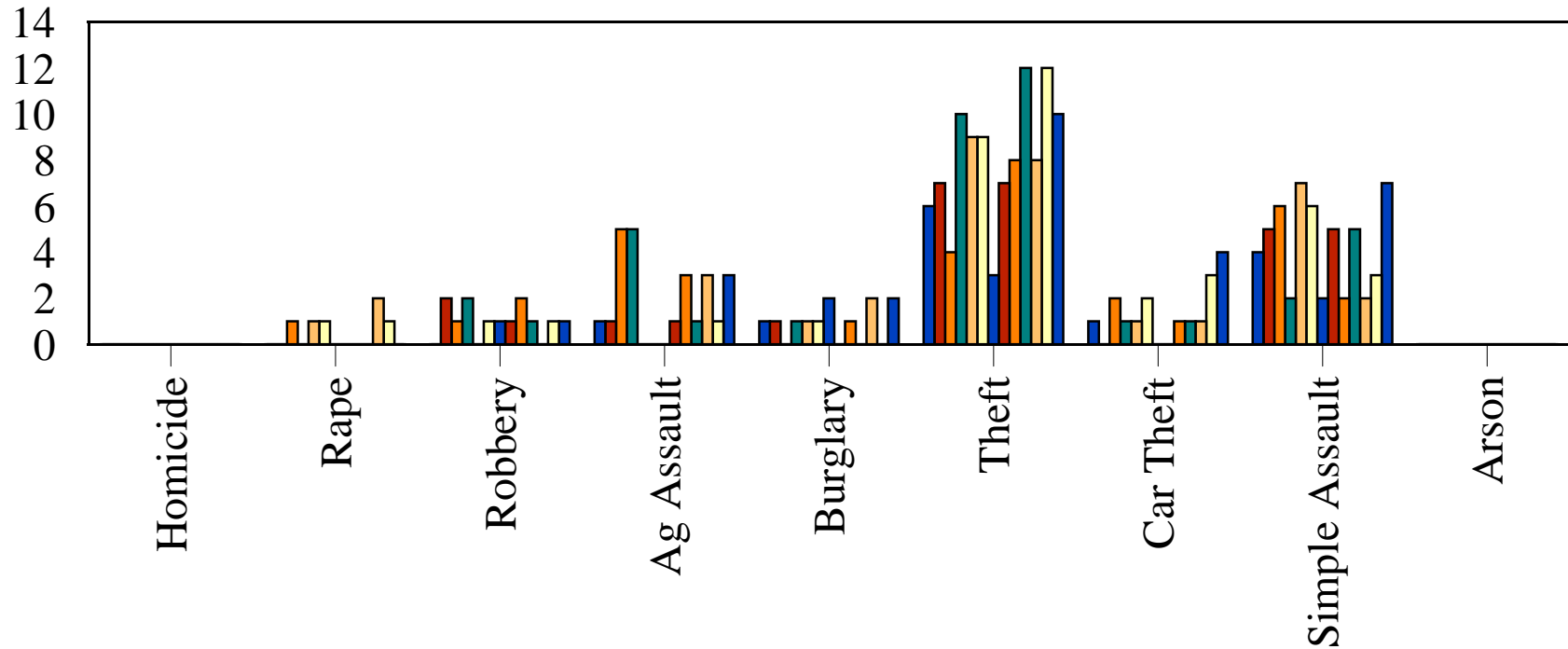
Borough of Pottstown

Part 1 Crimes - 12 Month Comparison



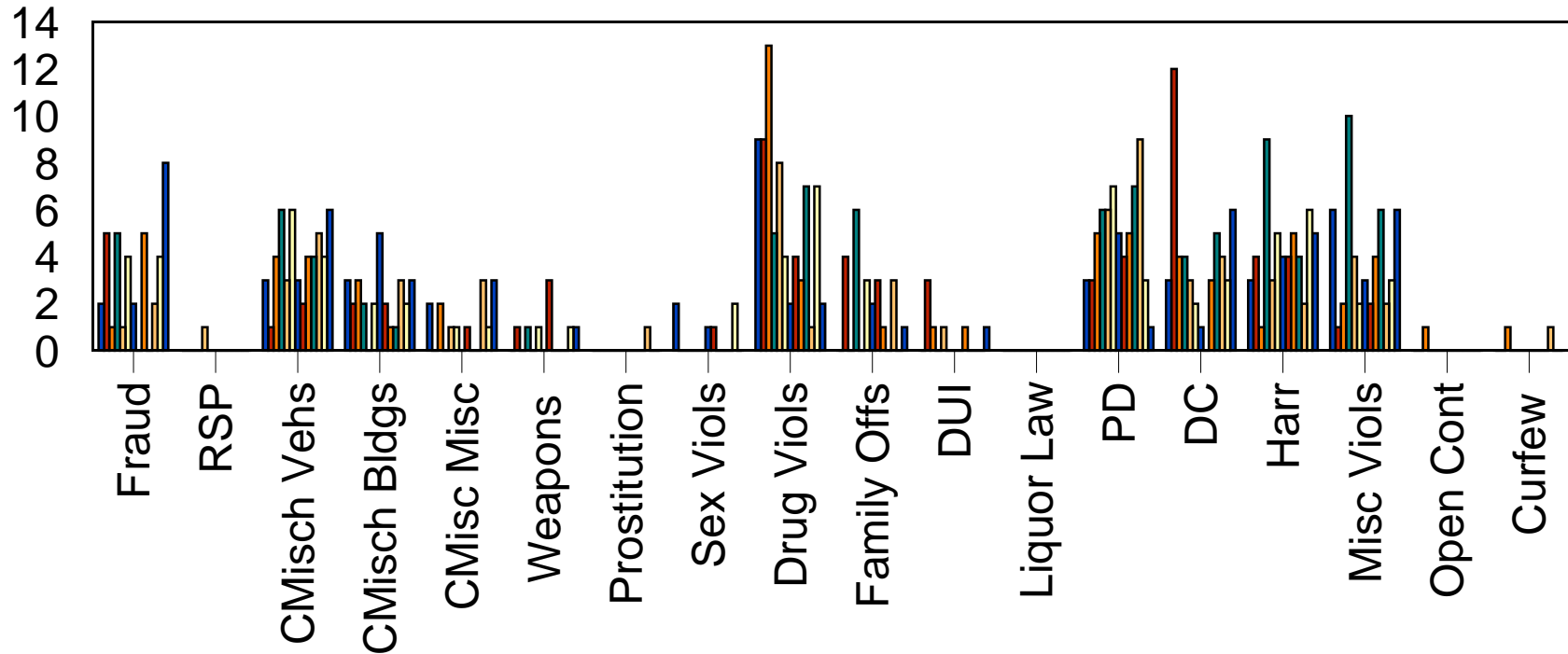
Ward 1

Part 1 Crimes - 12 Month Comparison



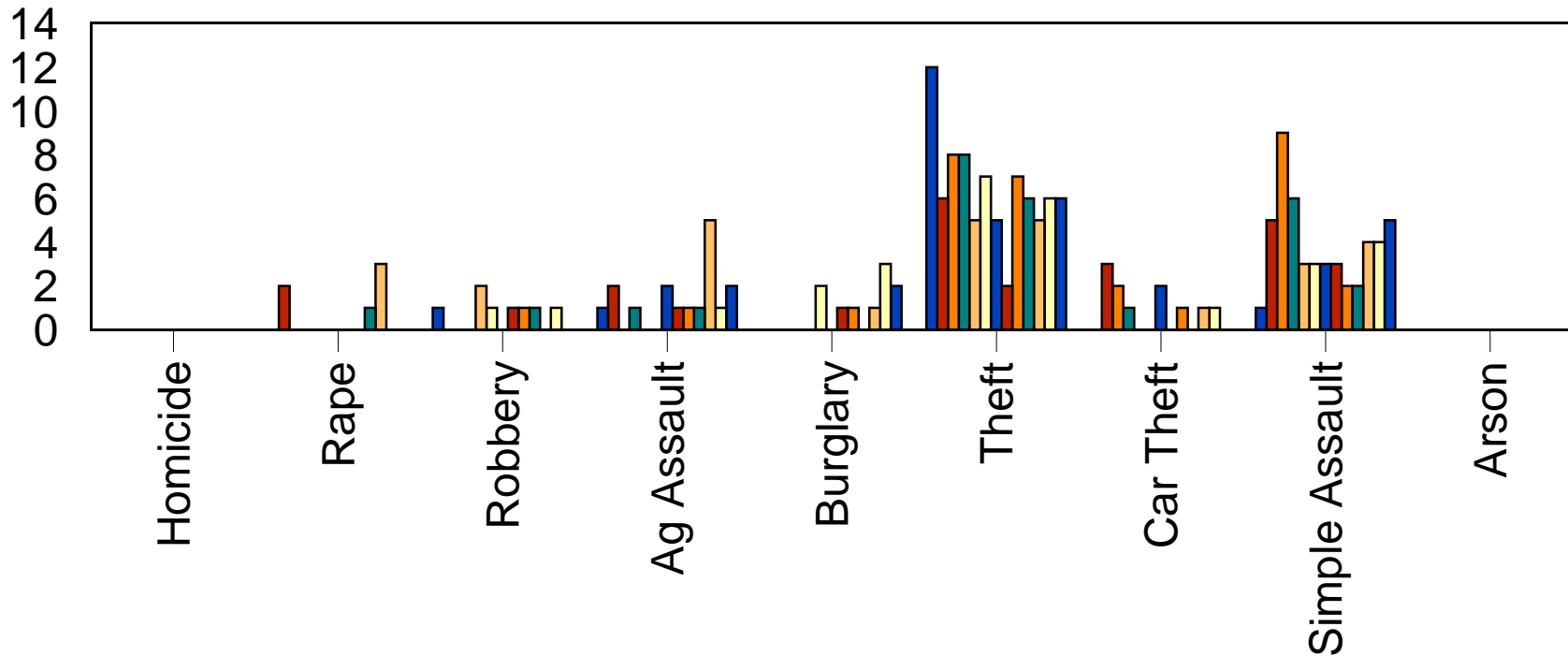
Ward 1

Part 2 Crimes - 12 Month Comparison



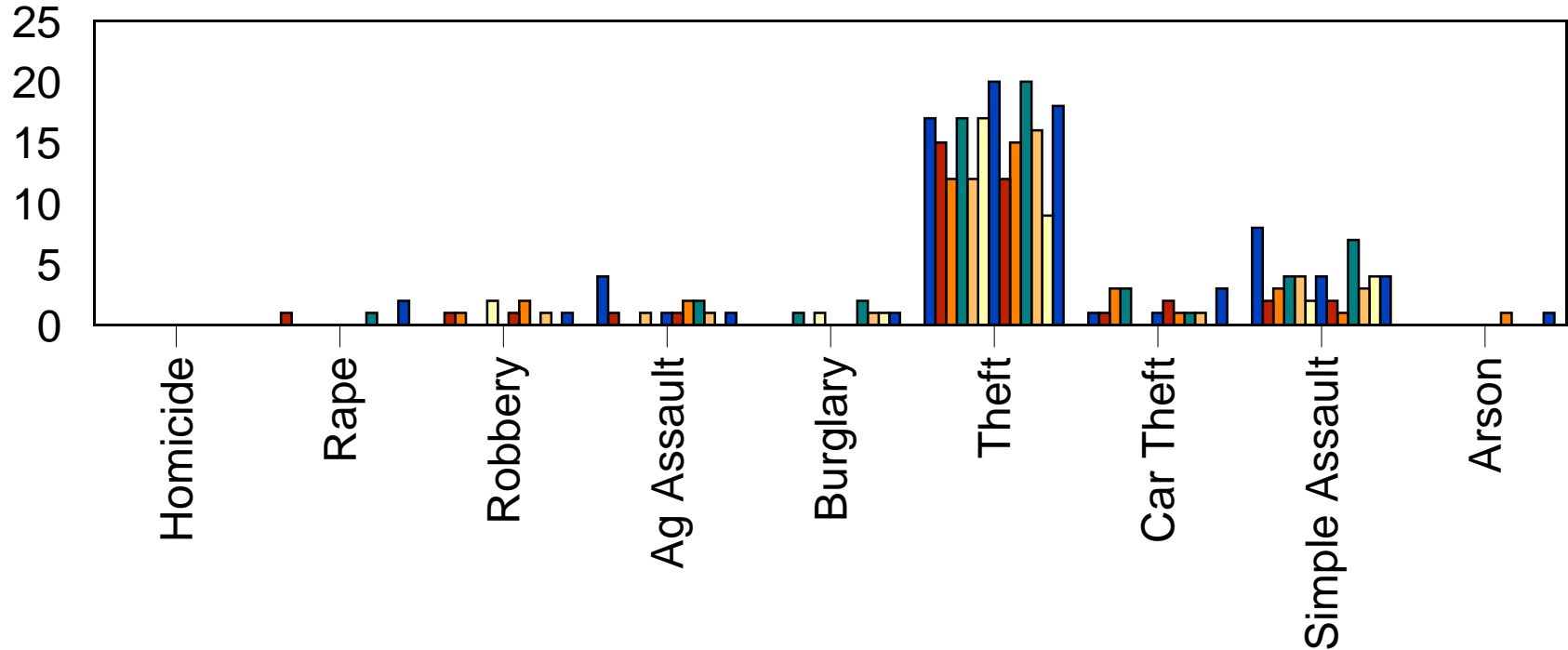
Ward 2

Part 1 Crimes - 12 Month Comparison



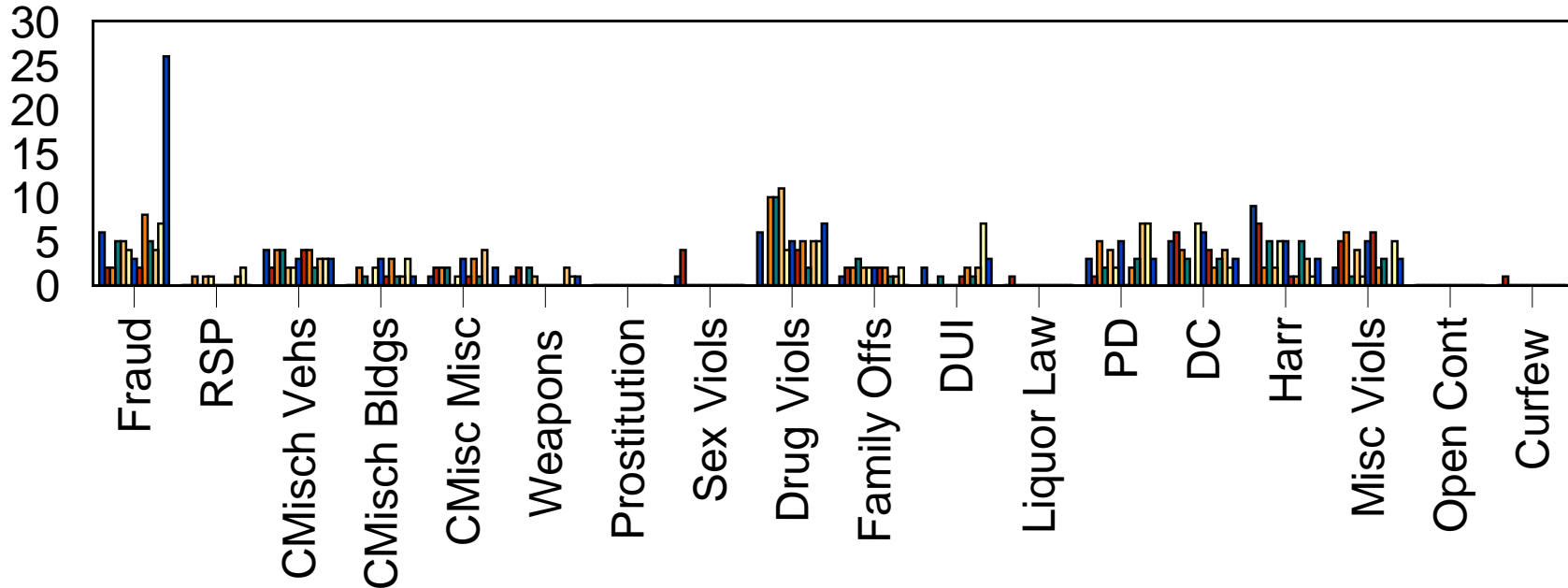
Ward 3

Part 1 Crimes - 12 Month Comparison



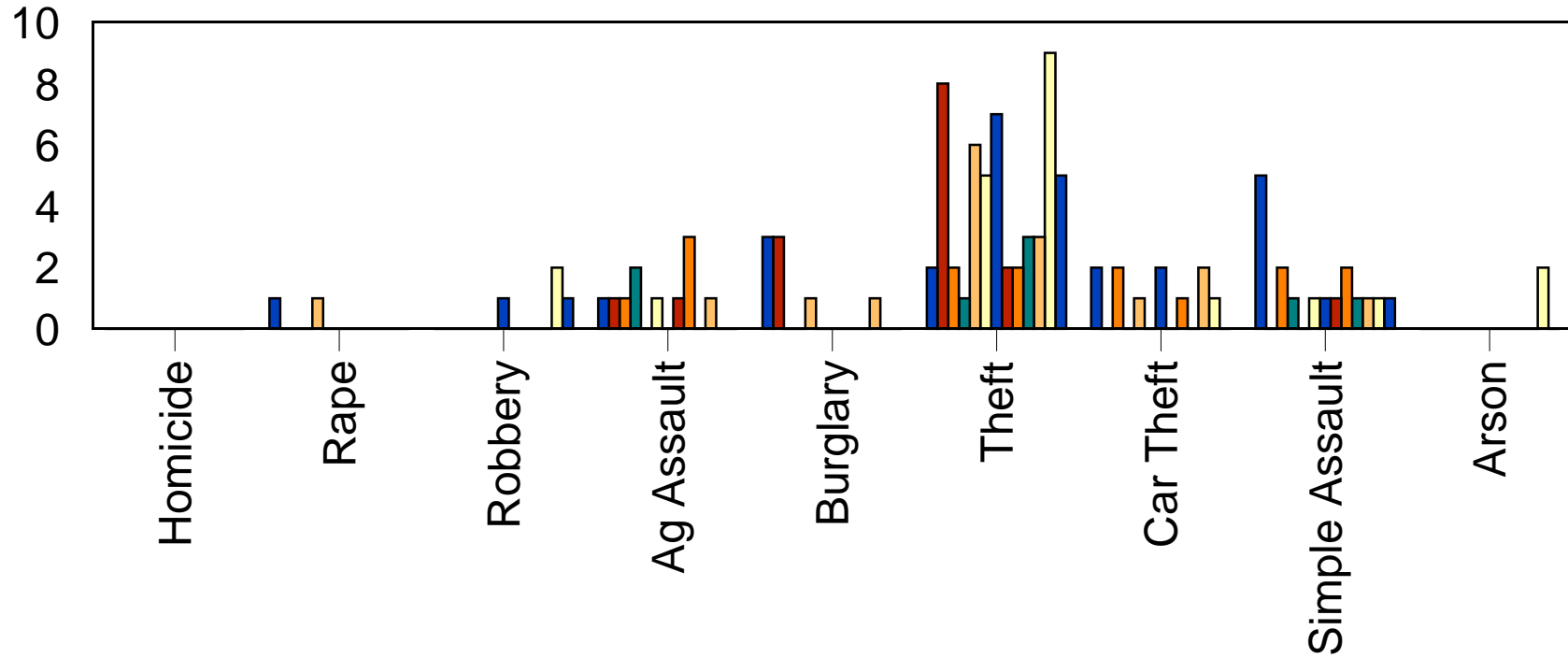
Ward 3

Part 2 Crimes - 12 Month Comparison



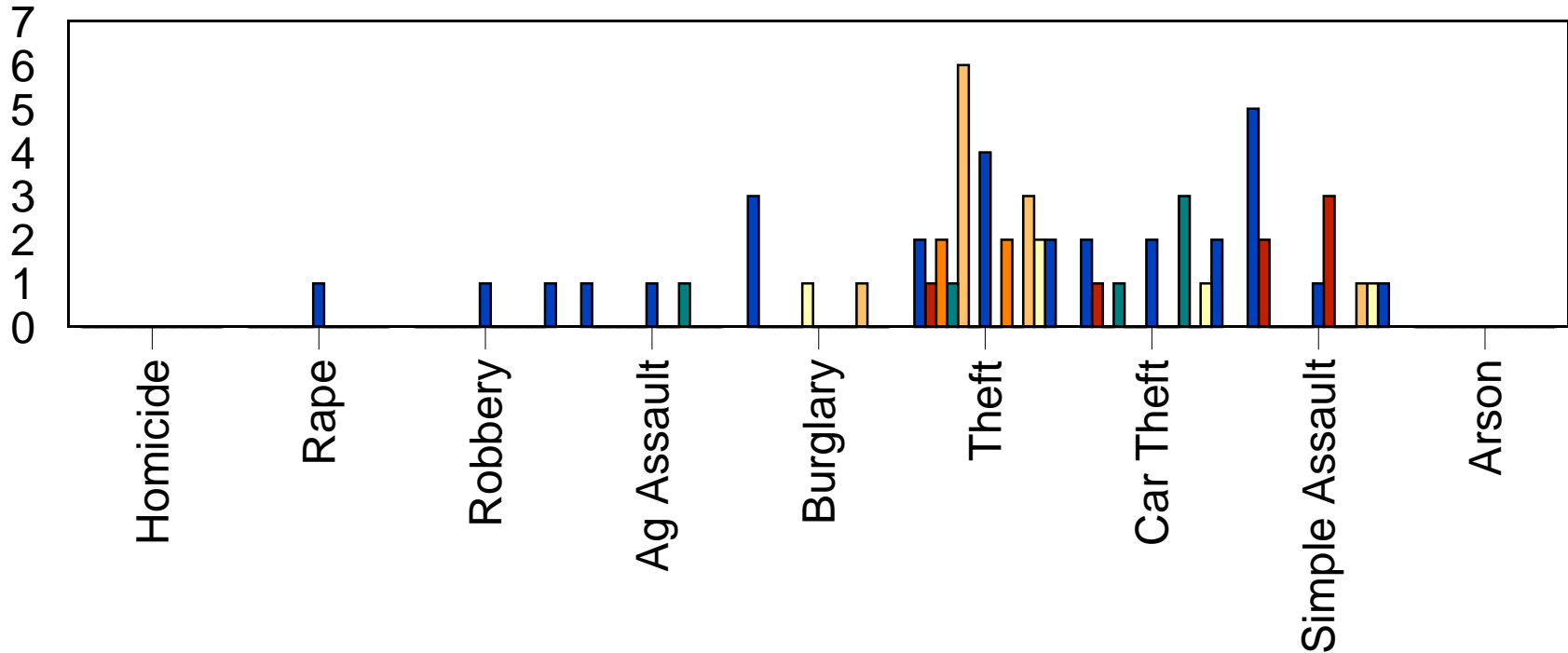
Ward 4

Part 1 Crimes - 12 Month Comparison



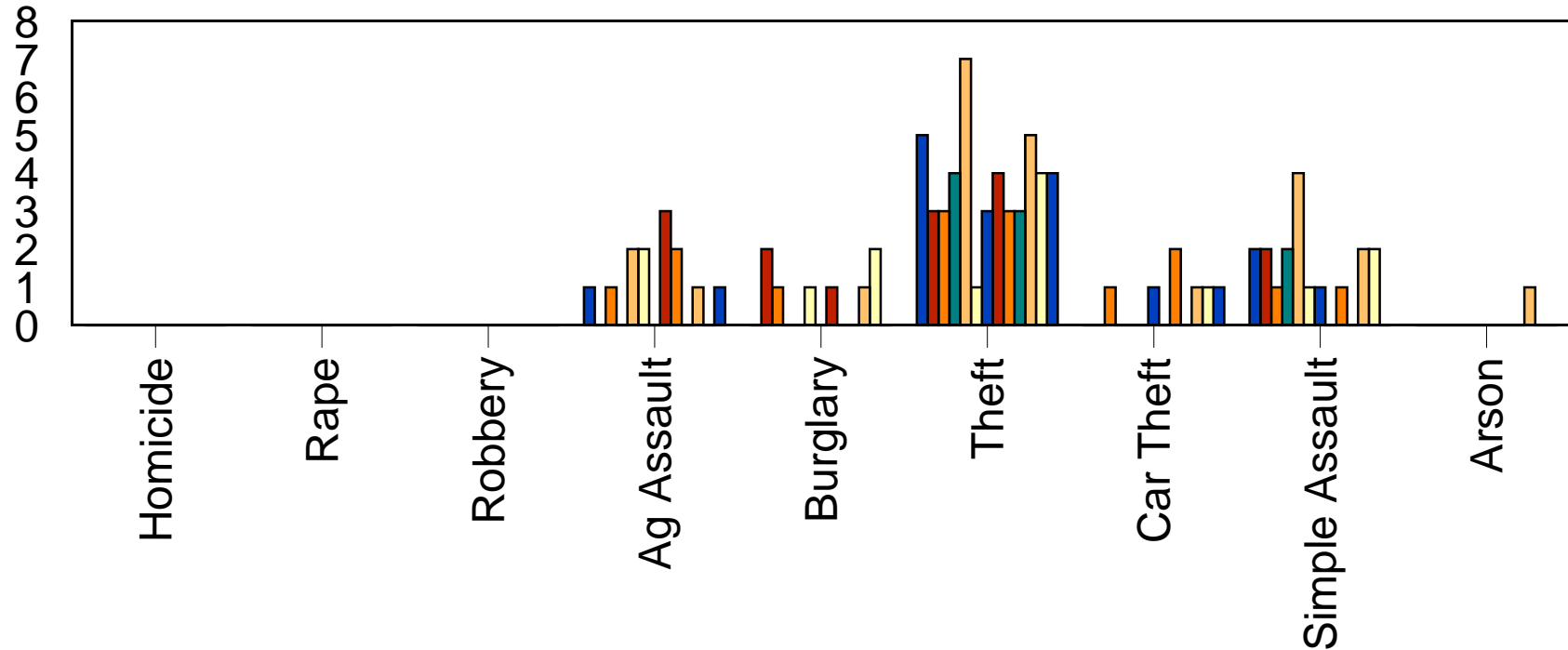
Ward 5

Part 1 Crimes - 12 Month Comparison



Ward 6

Part 1 Crimes - 12 Month Comparison



Ward 7

Part 1 Crimes - 12 Month Comparison

