

**POTTSTOWN POLICE DEPARTMENT  
MEMORANDUM**

DATE: July 16, 2021  
TO: BOROUGH COUNCIL  
FROM: Kevin Owens  
Department Administrative Manager  
REF: Monthly Report for June 2021

During June 2021, the Pottstown Police Department answered 2,337 calls for service. Of these calls 2,331 occurred in the Borough.

During the month we averaged 77.90 calls per day or 38.95 calls per 12 hour shift. For the year we have answered 12,878 calls. The daily average for the year is 71.15 calls per day or 35.58 calls per 12 hour shift.

During June 2020, we answered 2,325 calls. We answered 12 more calls this month than last June. This is an increase of 0.52% from last year. For the year we have answered 262 less calls than this time in 2020. This is an overall decrease of 2.03%

Cc Borough Manager  
Mayor  
Chief  
Lt. Long  
Lt. Morrissey  
All Personnel

<b>June 2021 Tally Sheet</b>									
<b>Code</b>	<b>Activity</b>	<b>1</b>	<b>2</b>	<b>3</b>	<b>4</b>	<b>5</b>	<b>6</b>	<b>7</b>	<b>Boro Total</b>
0100	Murder- Manslaughter	0	0	0	0	0	0	0	0
0200	Forcible Rape	1	0	0	0	0	0	0	1
0300	Robbery	1	1	0	2	0	0	0	4
0400	Aggravated Assault	1	1	0	0	0	0	0	2
0500	Burglary	0	3	1	0	0	2	0	6
0600	Theft	12	6	9	9	2	4	2	44
0700	Motor Vehicle Theft	3	1	0	1	1	1	1	8
0450	Assaults other	3	4	4	1	1	2	0	15
0900	Arson	0	0	0	2	0	0	0	2
1100	Fraud	4	0	7	1	3	0	2	17
1300	Rec Stolen Property	0	0	2	0	0	0	0	2
1410	Criminal Mischief Vehicles	4	5	3	0	2	4	1	19
1420	Criminal Mischief Buildings	2	1	3	0	0	1	1	8
1440	Criminal Mischief All Others	1	1	0	1	0	0	0	3
1500	Weapons Violation	1	0	1	0	0	0	1	3
1600	Prostitution	0	0	0	0	0	0	0	0
1700	Sex Offenses	2	1	0	0	0	0	0	3
1800	Narcotics Violations	7	4	5	2	0	1	0	19
2000	Offenses against Family	0	6	2	0	1	3	1	13
2100	DUI	0	1	7	0	0	3	0	11
2200	Liquor Law Violations	0	0	0	0	0	0	0	0
2300	Public Drunkenness	3	4	7	0	0	3	0	17
2400	Disorderly Conduct	3	2	2	1	1	2	1	12
2450	Harassment	6	3	1	1	1	3	1	16
2600	All other Violations	3	3	5	2	0	2	1	16
2691	Open Container Violations	0	0	0	0	0	0	0	0
2800	Curfew Violations	0	0	0	1	0	0	0	1
2900	Runaways	1	1	2	0	1	3	0	8
3600	Domestic Disturbances	33	26	41	15	12	11	5	143
3610	Other Disturbances	48	35	59	18	20	30	12	167
3810	False Alarms	6	5	13	0	3	14	4	45
3900	Traffic and Parking Problems	32	27	31	14	8	21	10	143
6001	Hit and Run Injury	0	0	0	1	0	1	0	2
6002	Death	0	0	0	0	0	0	0	0
6004	Property Damage	1	0	2	0	0	1	0	4
6005	Hit and Run	4	1	4	2	1	3	0	15
6006	Injury	0	1	4	1	0	0	0	6
6007	Pedestrian	0	0	0	0	0	0	0	0
6008	Non-Injury	6	6	16	5	5	9	6	53
6010	Others	0	0	0	0	0	0	0	0
6602	Abandoned vehicles	12	8	8	5	5	3	2	43
8000	Warrants served	0	8	3	1	0	2	1	15
Misc	All other calls for service	228	372	403	85	71	162	67	1388
	<b>Total calls 2021</b>	<b>428</b>	<b>543</b>	<b>645</b>	<b>172</b>	<b>138</b>	<b>291</b>	<b>120</b>	<b>2337</b>
	<b>Total calls 2020</b>	<b>484</b>	<b>517</b>	<b>567</b>	<b>242</b>	<b>148</b>	<b>260</b>	<b>107</b>	<b>2325</b>
	<b>Traffic Citations</b>								
	Speeding	0	0	12	3	9	4	2	30
	Other traffic citations	24	13	42	0	7	16	32	134
	<b>Increase or Decrease from 2020</b>	<b>-56</b>	<b>26</b>	<b>78</b>	<b>-70</b>	<b>-10</b>	<b>31</b>	<b>13</b>	<b>12</b>
	<b>Percent Increase or Decrease</b>	<b>-13%</b>	<b>5%</b>	<b>12%</b>	<b>-40%</b>	<b>-7%</b>	<b>11%</b>	<b>3%</b>	<b>1%</b>

# Calls for Service - by UCR Code

Incidents Reported Between 06/01/2021 and 06/30/2021



## POTTSTOWN BORO

Code	Description	Primary Count	Secondary UCR Count		
			Code 2	Code 3	Code 4
0200	RAPE	1			
0314	ARMED - FIREARM - GAS SERVICE STATION	1			
0340	ROBBERY-STRONGARM	2			
0346	STRONG ARM - RESIDENCE	1			
0420	ASSAULT - KNIFE OR CUTTING INST	1			
0440	ASSAULT - ATROCIOUS- HANDS,FISTS,FEET	1			
0450	OTHER ASSAULTS - NOT AGGRAVATED	15	3		
0511	BURGLARY-FORCED ENTRY-RESIDENCE-NIGHT	1	1		
0512	BURGLARY-FORCED ENTRY-RESIDENCE-DAY	1			
0514	BURGLARY-FORCE ENTRY-NON-RESID-NIGHT	1			
0516	BURGLARY-FORCED ENTRY-NON-RESID-TIME UNK	1			
0521	UNLAWFUL ENTRY-NO FORCE-RESIDENCE-NIGHT	1			
0524	UNLAWFUL ENTRY-NO FORCE-NONRES.-NIGHT	1			
0613	THEFT-\$200 & OVER-RETAIL THEFT	1			
0614	THEFT-\$200 & OVER-FROM AUTO (EXCPT 0615)	3			
0616	THEFT-\$200 & OVER-BICYCLES	1			
0617	THEFT-\$200 & OVER-FROM BUILDINGS	7			
0619	THEFT-\$200 & OVER-ALL OTHER	6	1		
0624	THEFT-\$50 TO \$200-FROM AUTO (EXCPT 0625)	4			
0626	THEFT-\$50 TO \$200-BICYCLES	3			
0627	THEFT-\$50 TO \$200-FROM BUILDINGS	1			
0629	THEFT-\$50 TO \$200-ALL OTHER	4			
0633	THEFT-UNDER \$50-RETAIL THEFT	4			
0634	THEFT-UNDER \$50-FROM AUTO (EXCEPT 0635)	1			
0635	THEFT-UNDER \$50-AUTO PARTS & ACCESSORIES	2	1		
0637	THEFT - UNDER \$50 - FROM BUILDINGS	1			
0639	THEFT-UNDER \$50-ALL OTHER	2			
0643	THEFT-ATTEMPTED-RETAIL THEFT	2			
0644	THEFT-ATTEMPTED-FROM AUTO (EXCEPT 0645)	2			
0710	MOTOR VEHICLE THEFT-AUTO	3	1		1
0712	M.V. THEFT - STREET - RESIDENTIAL AREA	2	1		
0716	M.V.THEFT-AUTOS - ALL OTHER PARKING LOTS	1			
0722	M.V.THEFT-STREET-RESIDENTIAL AREA	1			
0732	M.V.THEFT-OTHER VEHICLES-ST.-RESIDENTIAL	1			
0912	ARSON-EXPLOSIVE DEVICE-RESIDENCE(APT.)	1			
0990	ARSON - REPORTS	1			
1010	FORGERY	0	1		
1100	FRAUD	10	1		
1110	FRAUD - BAD CHECKS	0	1		
1120	FRAUD - CREDIT CARDS	2	1		
1130	FRAUD - ALL OTHER (FLIM FLAM, CONFIDENCE	5			
1311	STOLEN PROPERTY - BUYING - MOTOR VEHICLE	1			
1321	STOLEN PROP.-RECEIVING MOTOR VEHICLE	1			
1410	CRIMINAL MISCHIEF TO AUTOMOBILES	19	1		
1420	CRIMINAL MISCHIEF TO PRIVATE BUILDINGS	8			1
1440	CRIMINAL MISCHIEF - ALL OTHER	2			1
1450	ALL OTHER VANDALISM(GRAFFITI)	1			
1500	WEAPONS-CARRYING,POSSESSING,ETC.	2	1		2

# Calls for Service - by UCR Code

Incidents Reported Between 06/01/2021 and 06/30/2021



## POTTSTOWN BORO

Code	Description	Primary Count	Secondary UCR Count		
			Code 2	Code 3	Code 4
1511	WEAPONS - USE - FIREARMS	1	1	1	
1532	WEAPONS - POSSESSION - KNIFE	0	1		
1700	SEX OFFENSES (EXCEPT RAPE & PROSTITUTION	1			
1720	SEX OFFENSES - INDECENT EXPOSURE	1			
1792	STATUTORY RAPE	1			
1811	NARCOTICS-SALE-MORPHINE,HEROIN,COCAINE	2			
1831	NARCOTICS-POSSESSION-MORP,HEROIN,COCAIN	3	1		
1832	NARCOTICS-POSSESSION-MARIJUANA,ETC.	9			1
1833	NARCOTICS-POSSESSION-SYNTHETIC NARCOTIC	1			
1834	NARCOTICS-POSSESSION-OTHER DANGEROUS	4	1	1	
2000	OFFENSES AGAINST FAMILY & CHILDREN	1			
2001	CHILD LINE REPORTS	11			
2020	OFFENSES AGAINST FAMILY-CHILD ABUSE	1			
2110	DRIVING UNDER THE INFLUENCE-LIQUOR/DRUGS	5			
2111	DRIVING UNDER THE INFLUENCE - ALCOHOL	4			
2112	DRIVE UNDER INFLUENCE-ALCOHOL-IMPAIRED	2			
2300	PUBLIC DRUNKENNESS	17			
2400	DISORDERLY CONDUCT	5	3		1
2410	HARASSMENT BY COMMUNICATION	5			
2430	DISORDERLY CONDUCT - DRUGS	2	2		
2450	HARASSMENT	16	1		
2600	ALL OTHER CRIMES CODE VIOLATIONS	3	4		1
2616	ALL OTHERS - CONTEMPT OF COURT (NON M.V)	4			
2639	ALL OTHERS - ILLEGAL DUMPING	3			
2640	ALL OTHER ORDINANCE VIOLATIONS	2			
2650	ALL OTHERS - PUBLIC NUISANCE	1			
2660	ALL OTHER OFFENSES - TRESPASSING	3	5	2	
2811	CURFEW LAW (JUVENILE) - MALE	0	2	1	
2812	CURFEW LAW (JUVENILE) - FEMALE	1			
2900	LOST/MISSING PERSONS	2			
2910	LOST/MISSING PROPERTY	2			
2990	RUNAWAYS - (JUVENILE) - REPORTS	4	1		
3000	FOUND/RECOVERED PROPERTY	27			
3310	ATTEMPTED SUICIDES	1			
3320	DOA	2			
3321	DOA - OVERDOSE	3			
3330	NALOXONE USE/OVERDOSE	5	1		
3400	MENTAL HEALTH	26	3		
3410	INVOLUNTARY COMMITMENT	7	1		1
3420	VOLUNTARY COMMITMENT	13	1		
3500	SUSPICIOUS PERSONS,AUTOS,CIRCUMSTANCES	290	1	1	
3600	DISTURBANCES-DOMESTIC	143	40	4	3
3610	DISTURBANCES-JUVENILE	18			
3620	DISTURBANCES-OTHER (FIGHTS,DISPUTES,ETC)	118			
3630	LOUD MUSIC DISTURBANCE	39			
3640	ANIMAL COMPLAINTS-BARKING DOGS(FOUNDED)	3			
3650	FIREWORKS	34			
3660	PFA SERVICE	10			

# Calls for Service - by UCR Code

Incidents Reported Between 06/01/2021 and 06/30/2021



## POTTSTOWN BORO

Code	Description	Primary Count	Secondary UCR Count		
			Code 2	Code 3	Code 4
3800	SERVICE CALL-MISCELLANEOUS	104	4		
3810	SERVICE CALL-ALARMS-UNFOUNDED-EXCPT FIRE	45			
3840	FIRES (INCLUDING ALARMS-FOUNDED/UNFOUNDED)	14			
3870	MEDICAL EMERGENCY	76	4	2	
3880	OPEN DOORS/WINDOWS - DISCOVERED	1			
3881	MEDICAL EMERGENCY-OVERDOSE	8	8	2	
3900	TRAFFIC & PARKING PROBLEMS	143			
4002	NON-CRIMINAL-ACCIDENT-HOME(NON-TRAFFIC)	2			
4014	NON-CRIMINAL-INVESTIGATE OPEN DOOR,ETC.	2			
4024	NON-CRIMINAL - WATER LEAKS,MAINS, ETC.	1			
4026	NON-CRIMINAL-WIRES AND POLES DOWN	3			
4027	911 HANGUPS-UNFOUNDED	20			
4028	NON-CRIMINAL-OTHER INVESTIGATIONS	49			
4029	GUNSHOTS	1			
5008	LOST & FOUND - LOST ARTICLES	4			
5014	LOST & FOUND - MISSING ADULT FEMALES	1			
5016	LOST & FOUND - MISSING ADULT MALES	1			
5100	JUVENILE	34	1		
5105	INFORMATION	2			
5502	ANIMAL COMPLAINTS - BARKING DOGS(UNF)	6			
5504	ANIMAL COMPLAINTS - DOG BITES	4			
5506	ANIMAL COMPLAINTS - STRAY ANIMALS	32			
5510	ANIMAL COMPLAINTS - OTHER	26			
5590	ANIMAL COMPLAINTS - REPORTS	1	2		
6001	TRAFFIC ACCIDENT-HIT AND RUN-INJURY	2			
6004	TRAFFIC ACC. INVOLVING PROPERTY DAMAGE	4			
6005	TRAFFIC ACCIDENT- HIT AND RUN	15			
6006	TRAFFIC ACCIDENT INVOLVING INJURY	6			
6008	ACCIDENT INVOLVING NONINJURY	53			
6302	TRAFFIC ENFORCEMENT - BREATHALYZER	1			
6350	TRAFFIC ENFORCEMENT-PATROL	28			
6602	TRAFFIC RELATED -IMPOUNDED,ABANDON M.V.	44	1		
6605	TRAFFIC RELATED-UNFOUNDED ACCIDENT	8			
6612	TRAFFIC RELATED - SIGNALS-SIGNS OUT	2			
6613	TRAFFIC RELATED-SEIZED REG OR LICENSE	1			
7002	BUILDING CHECKS - OFFICER INITIATED	214			
7003	BUILDING CHECK BUSINESS	176			
7004	BUILDING CHECKS - VACATION,VACANT HOME	4			
7005	LIBRARY CHECK	1			
7012	PUBLIC SERVICES - BANK ESCORTS, ETC.	7			
7502	ASSIST OTHER AGENCIES - FIRE DEPT.	24			
7504	ASSIST OTHER AGENCIES - OTHER POLICE	45	3	1	
7506	ASSISTING OTHER AGENCIES - ALL OTHERS	9	2		
7508	ASSIST POTTSTOWN POLICE	11			
7510	LIVE SCAN	5			
8010	WARRANTS - LOCAL - CRIMINAL	1	1		
8110	WARRANTS - MONTGOMERY COUNTY BENCH	8			
8114	WARRANTS - OTHER AUTHORITY-OTHER WARRANT	6	2		

July 16, 2021

## Calls for Service - by UCR Code

Incidents Reported Between 06/01/2021 and 06/30/2021

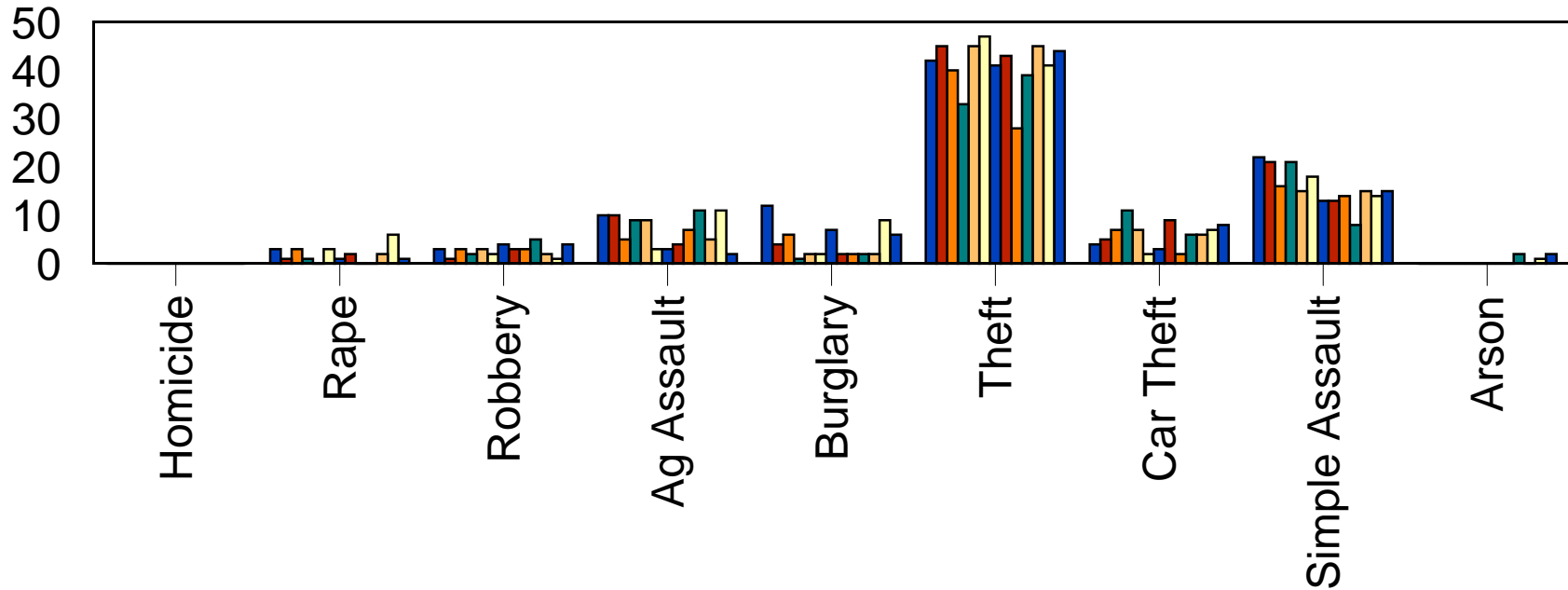


### POTTSTOWN BORO

Code	Description	Primary Count	Secondary UCR Count		
			Code 2	Code 3	Code 4
8502	DEPARTMENTAL SERVICES - FINGERPRINTING	4			
8504	DEPARTMENTAL SERVICES - JAIL DUTY	36			
8518	DEPARTMENTAL SERVICES - RECORD CHECKS	6			
9100	CARD STRUCK WHEN NOT NEEDED	57			
CITT	TRAFFIC CITATION	132			
	<b>Total Calls</b>	<b>2,479</b>			


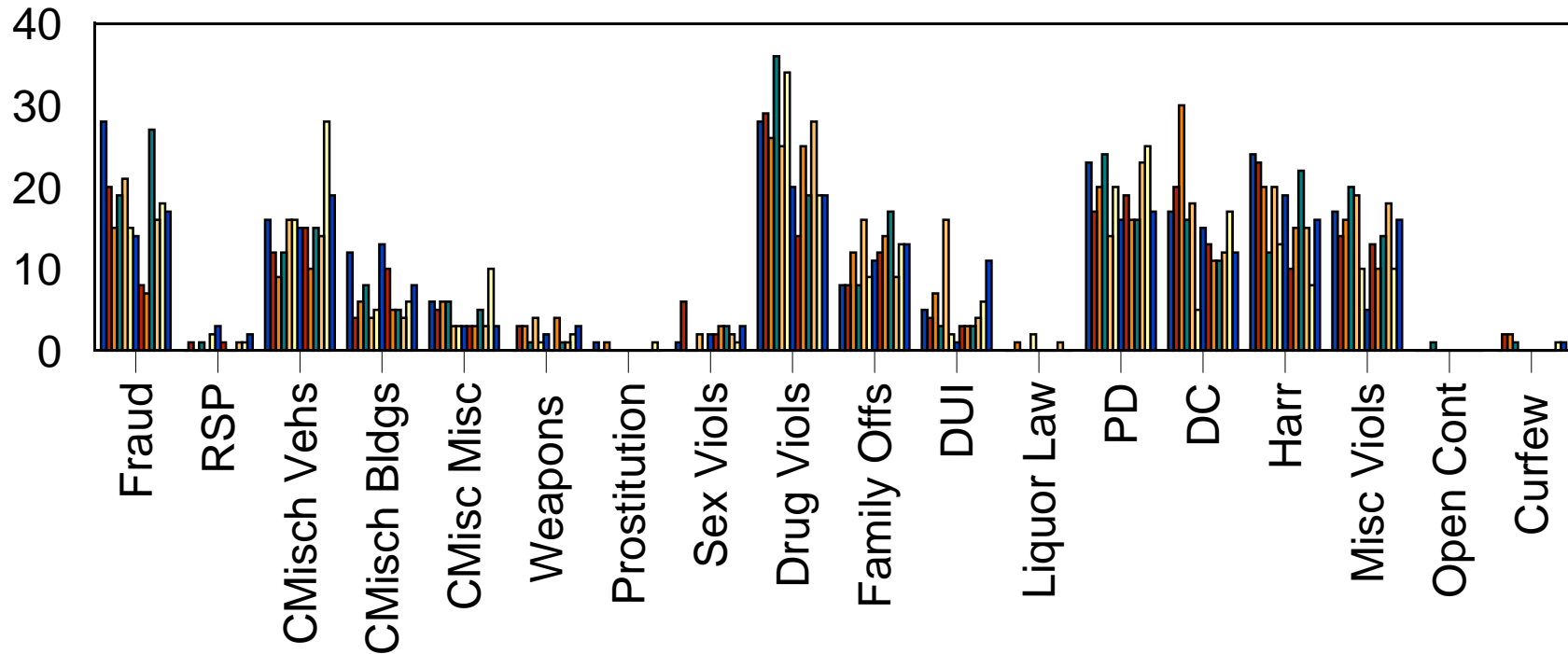
# Borough of Pottstown

## Part 1 Crimes - 12 Month Comparison



# Borough of Pottstown


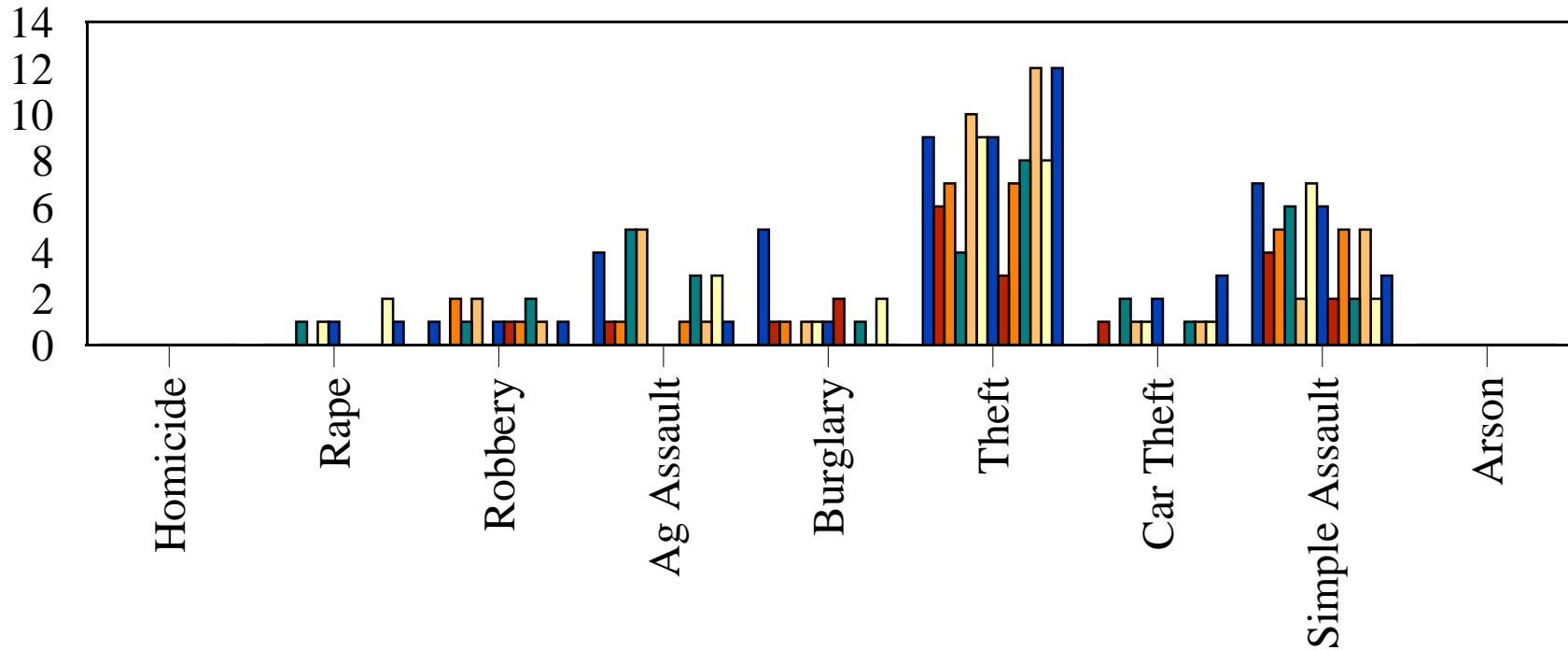
## Part 2 Crimes - 12 Month Comparison





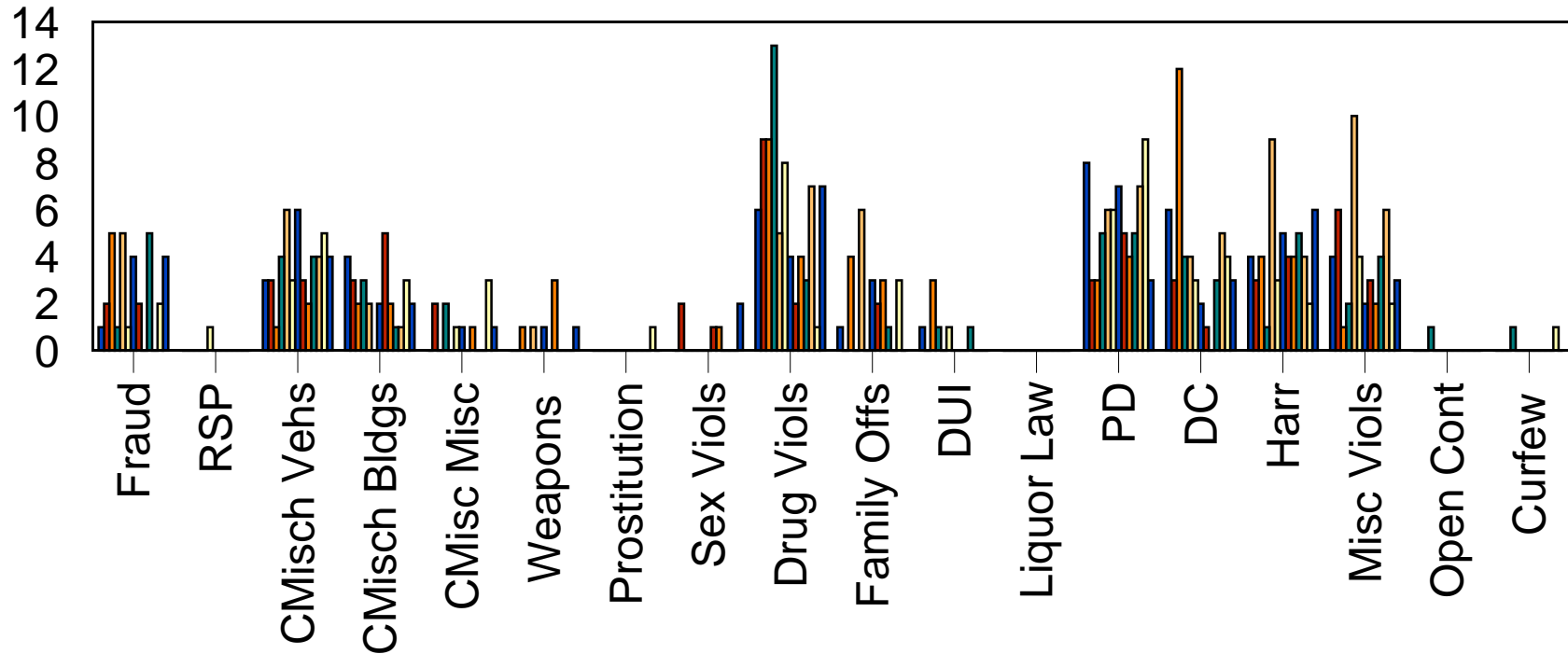
# Ward 1

## Part 1 Crimes - 12 Month Comparison



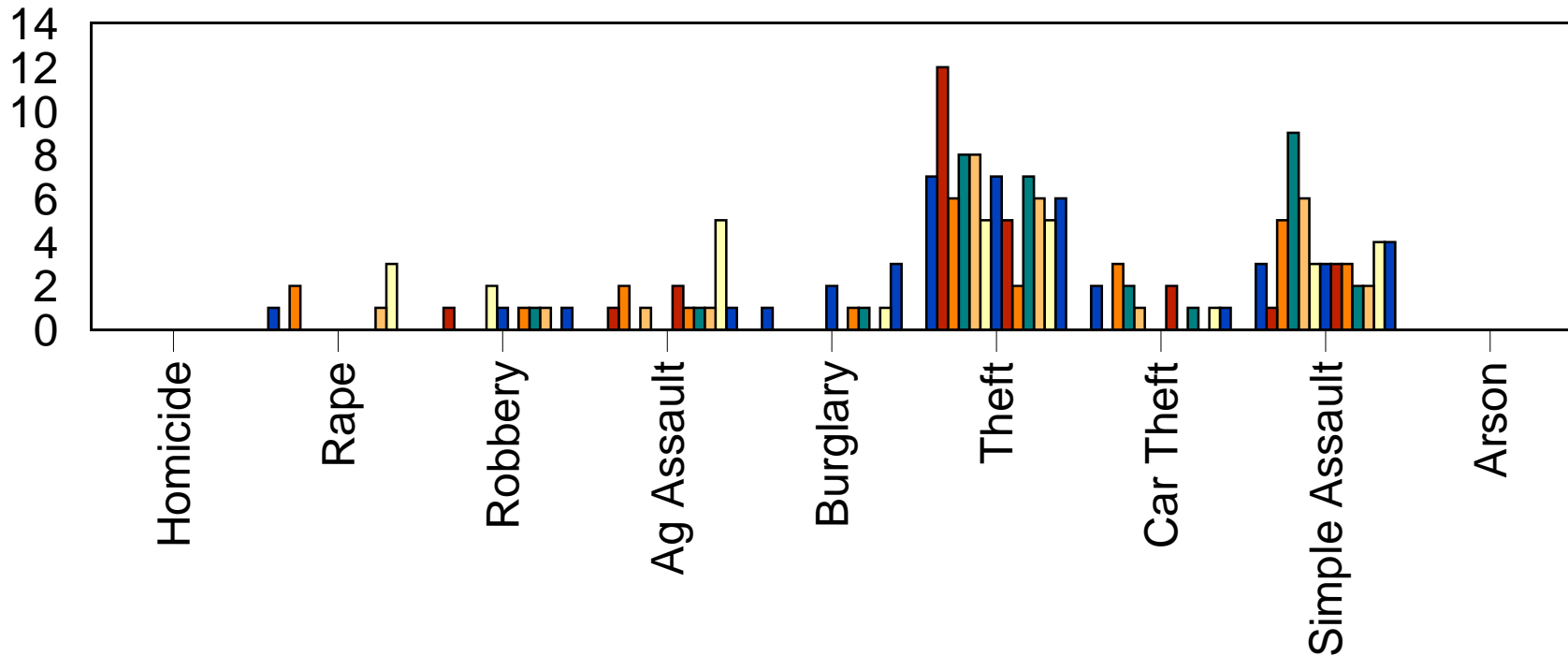
# Ward 1

## Part 2 Crimes - 12 Month Comparison



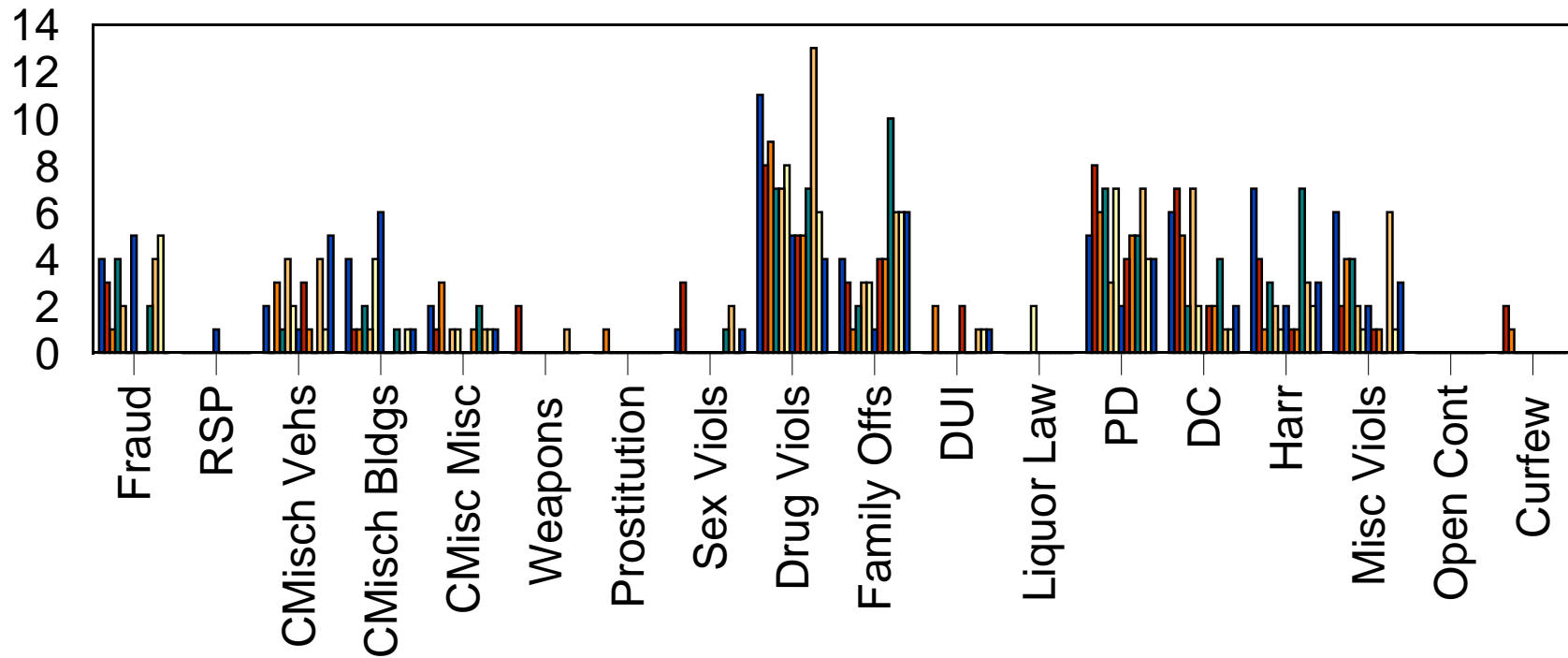
# Ward 2

## Part 1 Crimes - 12 Month Comparison



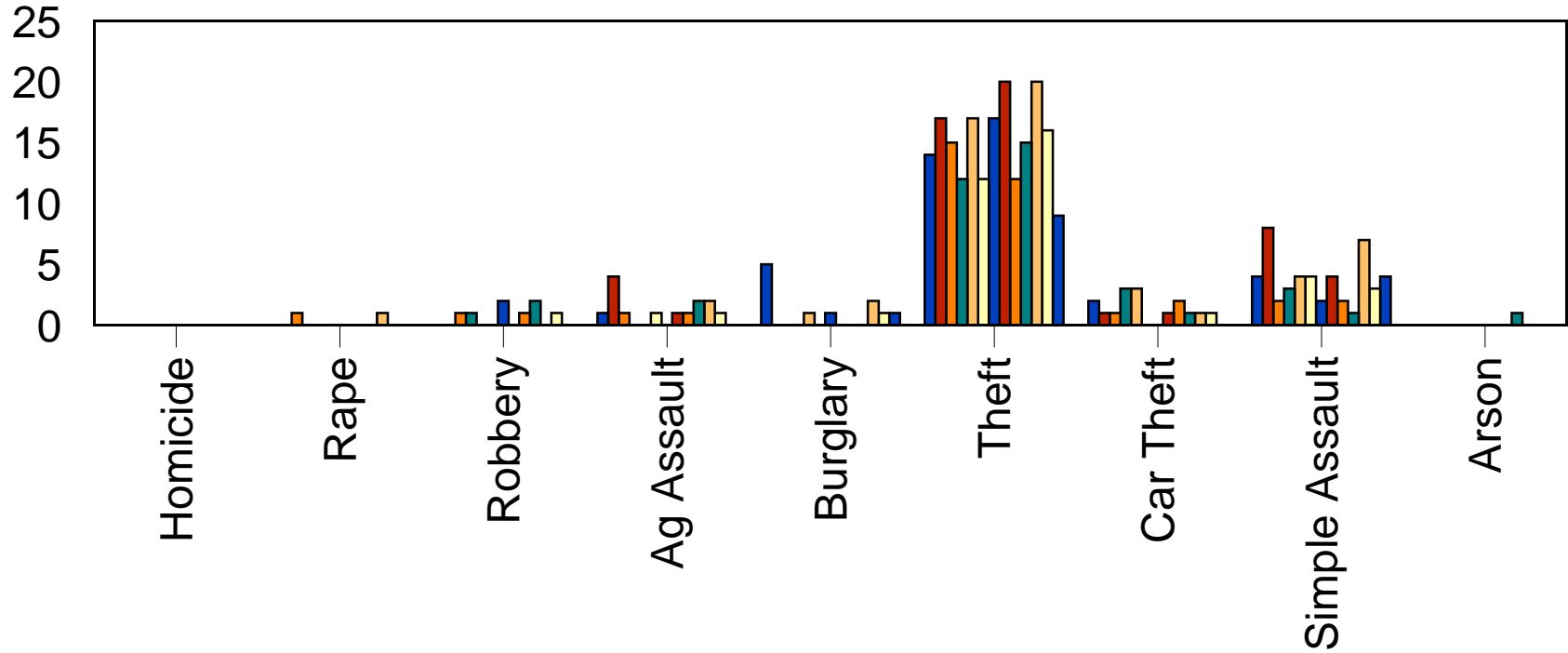
# Ward 2

## Part 2 Crimes - 12 Month Comparison



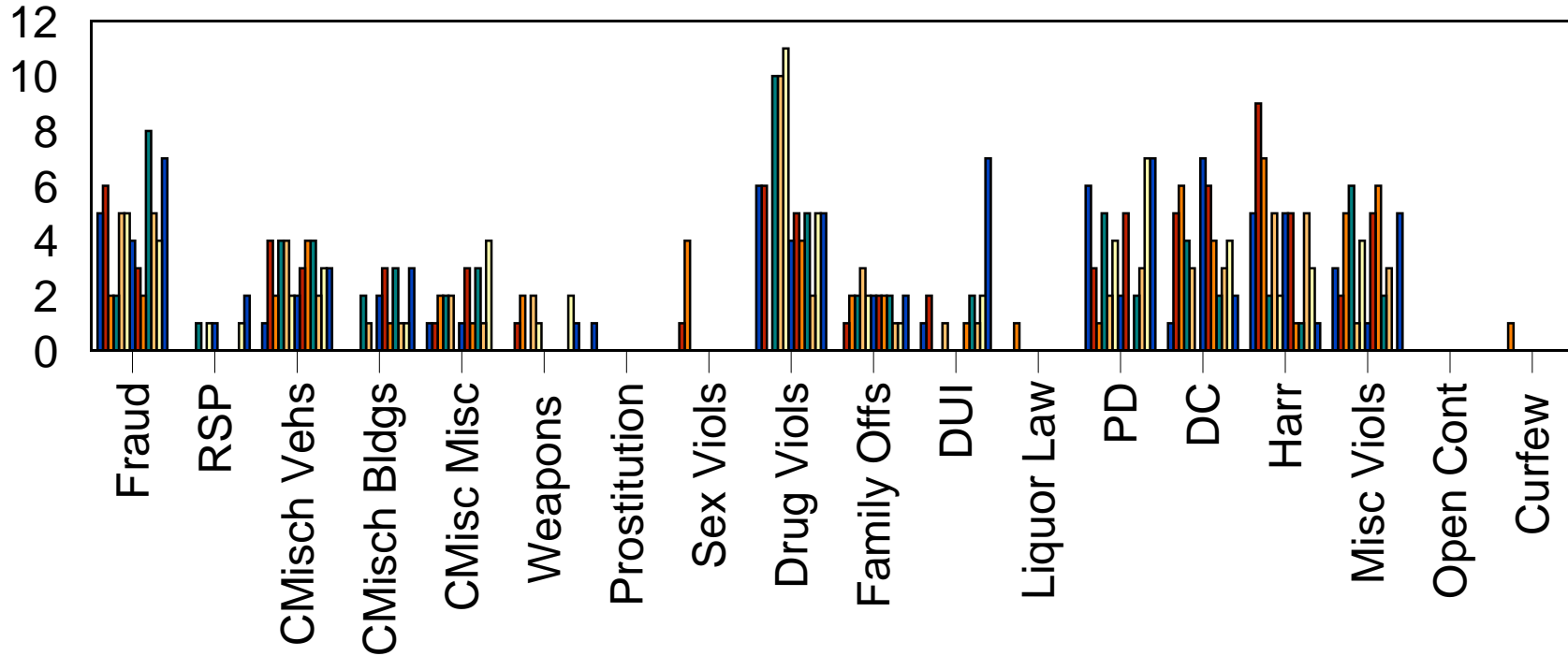
# Ward 3

## Part 1 Crimes - 12 Month Comparison



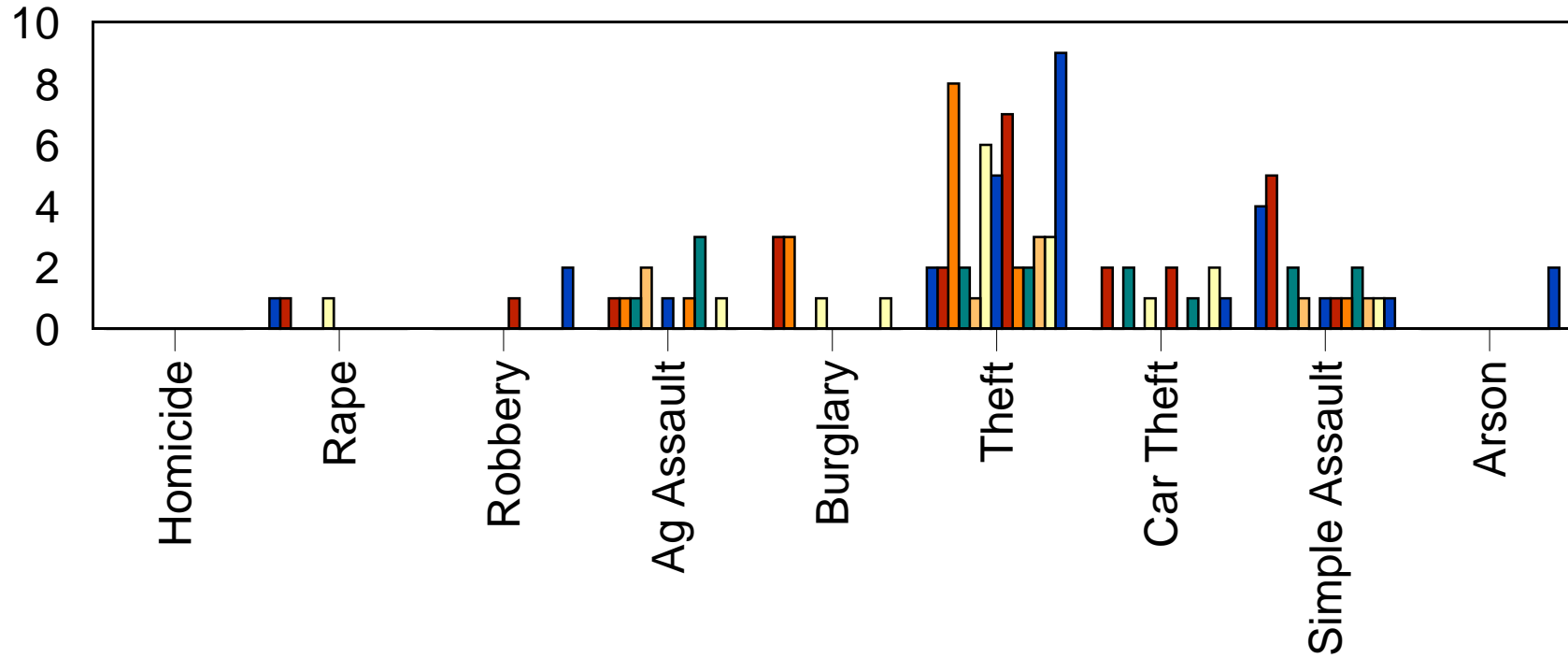
# Ward 3

## Part 2 Crimes - 12 Month Comparison




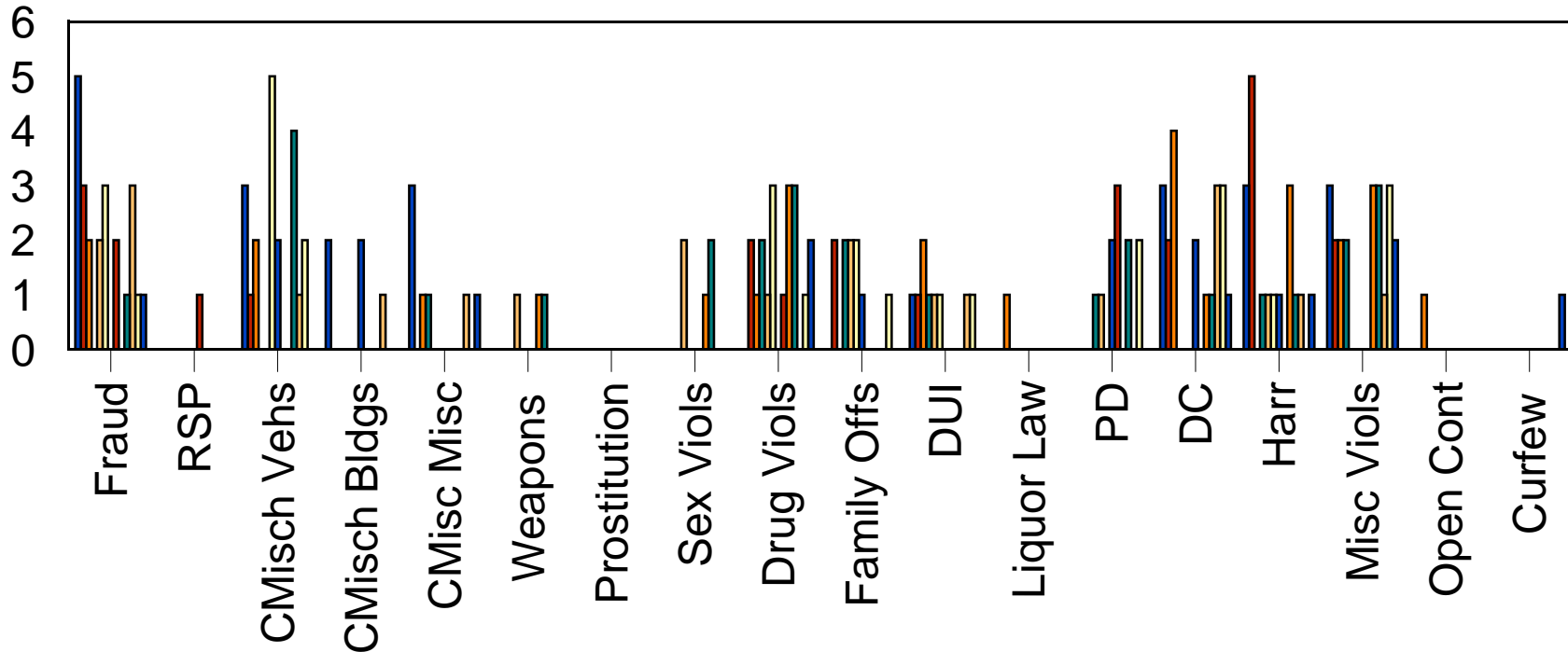
# Ward 4

## Part 1 Crimes - 12 Month Comparison



# Ward 4

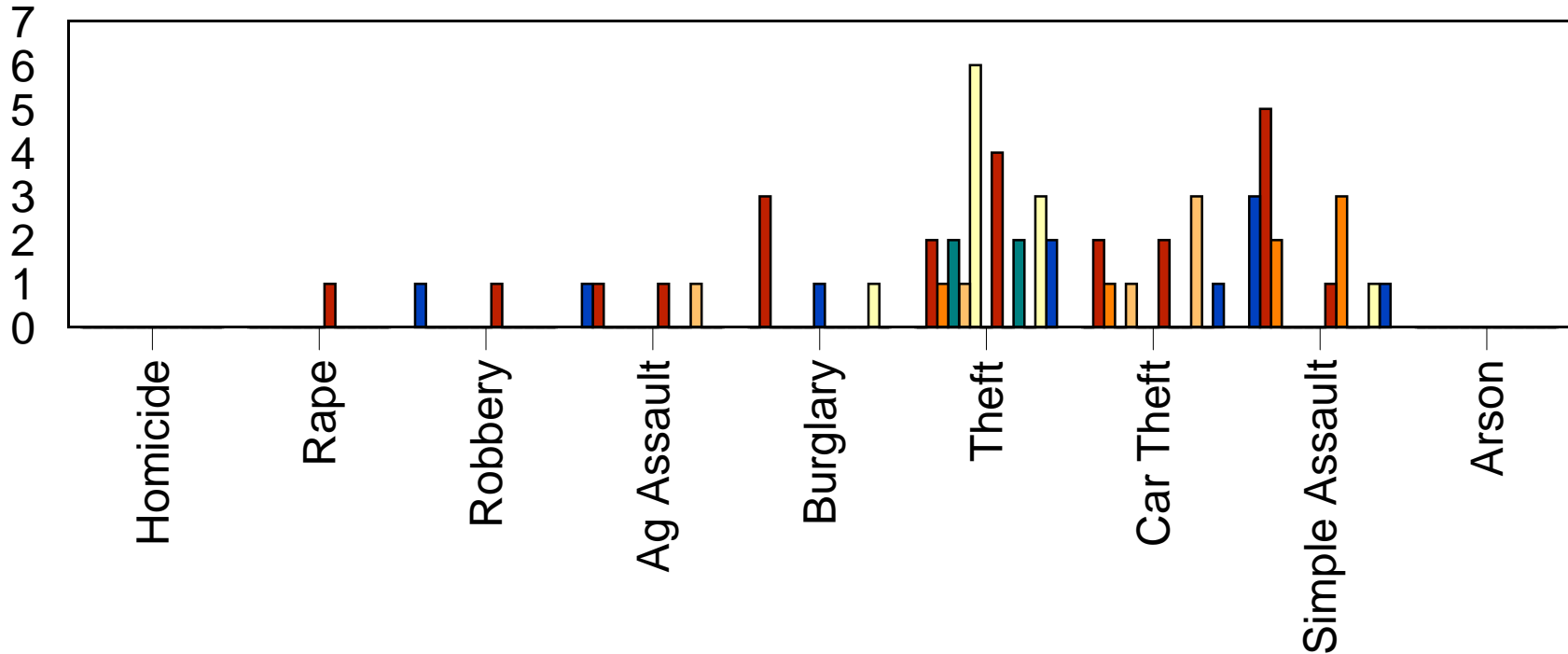
## Part 2 Crimes - 12 Month Comparison





# Ward 5

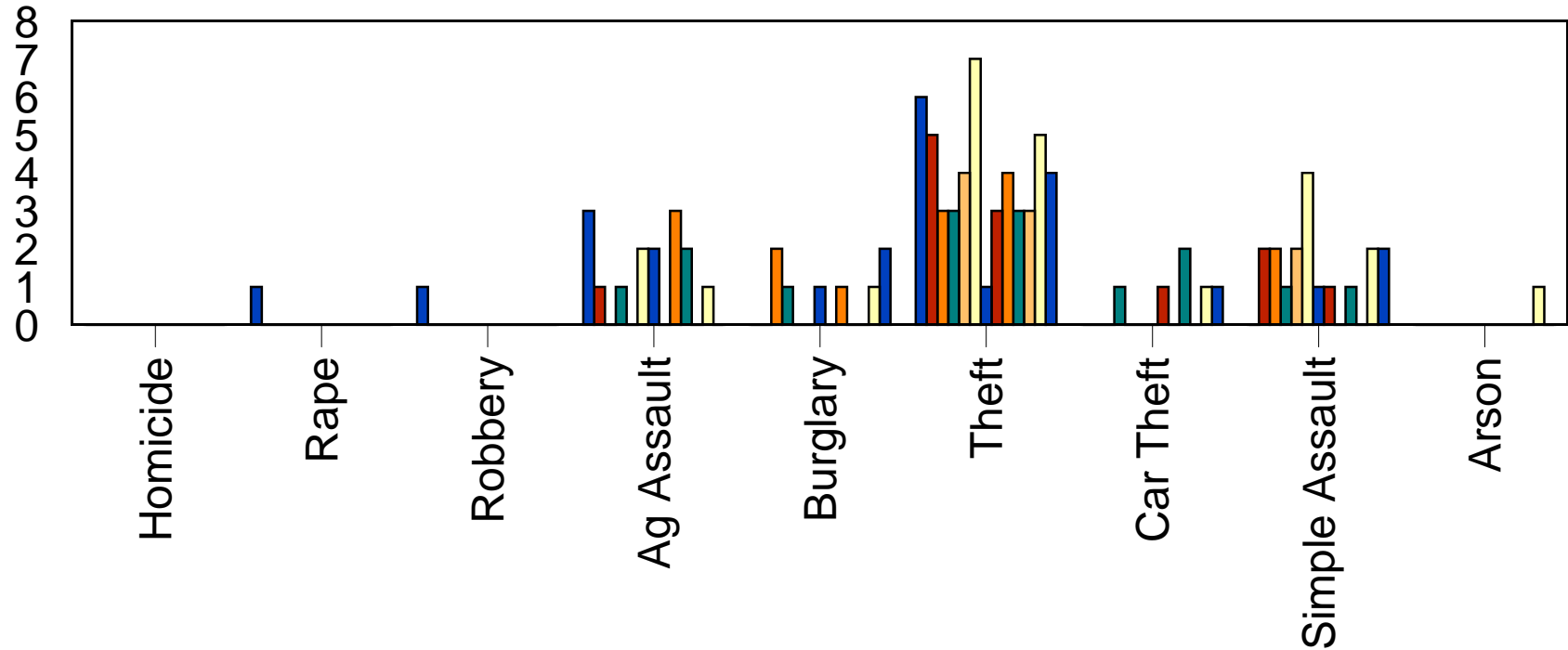
## Part 1 Crimes - 12 Month Comparison





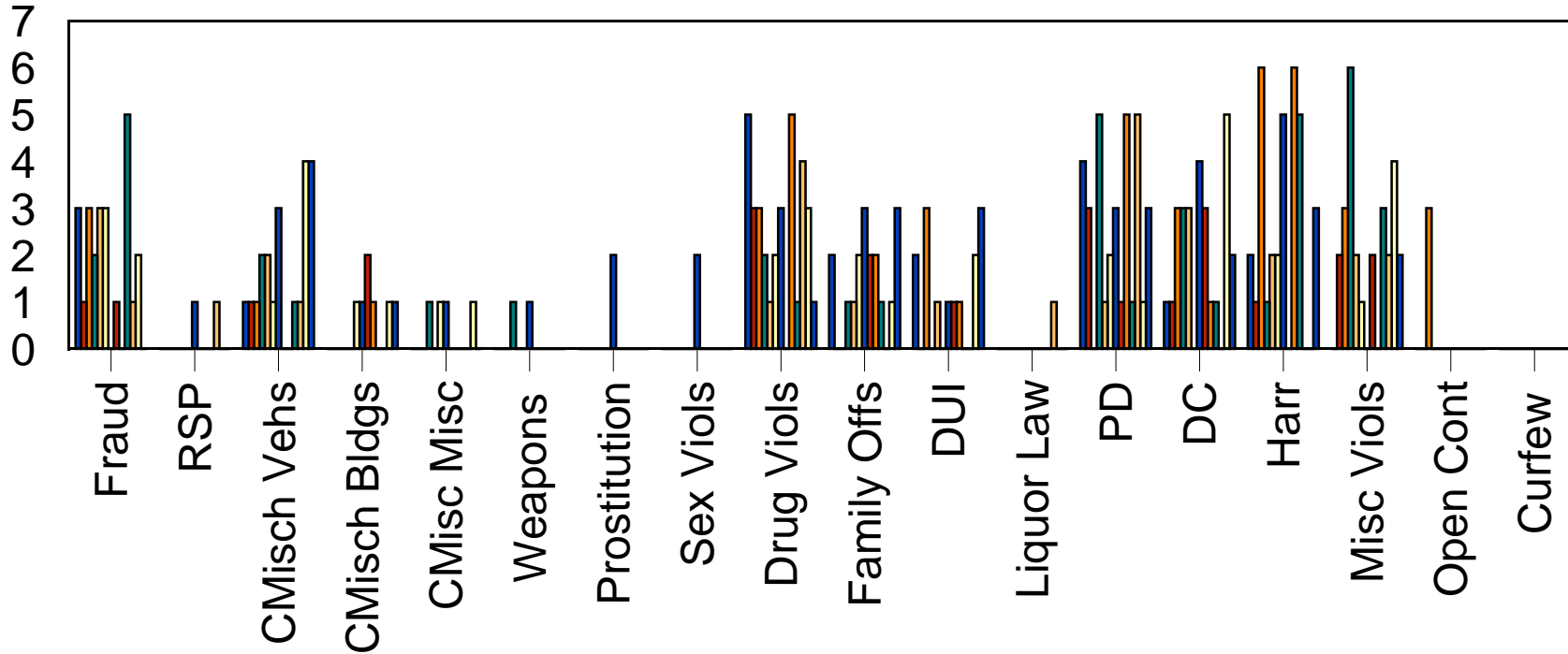
# Ward 6

## Part 1 Crimes - 12 Month Comparison



# Ward 6

## Part 2 Crimes - 12 Month Comparison



# Ward 7

## Part 1 Crimes - 12 Month Comparison

