

**POTTSTOWN POLICE DEPARTMENT  
MEMORANDUM**

DATE: June 29, 2021

TO: BOROUGH COUNCIL

FROM: Kevin Owens  
Department Administrative Manager

REF: Monthly Report for May 2021

During May 2021, the Pottstown Police Department answered 2,373 calls for service. Of these calls 2,366 occurred in the Borough.

During the month we averaged 76.55 calls per day or 38.28 calls per 12 hour shift. For the year we have answered 10,540 calls. The daily average for the year is 69.80 calls per day or 34.90 calls per 12 hour shift.

During April 2020, we answered 2,431 calls. We answered 58 less calls this month than last April. This is an decrease of 2.44% from last year. For the year we have answered 274 less calls than this time in 2020. This is an overall decrease of 2.59%

Cc Borough Manager  
Mayor  
Chief  
Lt. Long  
Lt. Morrissey  
All Personnel

<b>May 2021 Tally Sheet</b>									
<b>Code</b>	<b>Activity</b>	<b>1</b>	<b>2</b>	<b>3</b>	<b>4</b>	<b>5</b>	<b>6</b>	<b>7</b>	<b>Boro Total</b>
0100	Murder- Manslaughter	0	0	0	0	0	0	0	0
0200	Forcible Rape	2	3	0	0	0	0	1	6
0300	Robbery	0	0	1	0	0	0	0	1
0400	Aggravated Assault	3	5	1	1	0	1	0	11
0500	Burglary	2	1	1	1	1	1	2	9
0600	Theft	8	5	16	3	3	5	1	41
0700	Motor Vehicle Theft	1	1	1	2	0	1	1	7
0450	Assaults other	2	4	3	1	1	2	1	14
0900	Arson	0	0	0	0	0	1	0	1
1100	Fraud	2	5	4	1	2	2	2	18
1300	Rec Stolen Property	0	0	1	0	0	0	0	1
1410	Criminal Mischief Vehicles	5	1	3	2	13	4	0	28
1420	Criminal Mischief Buildings	3	1	1	0	0	1	0	6
1440	Criminal Mischief All Others	3	1	4	0	1	1	0	10
1500	Weapons Violation	0	0	2	0	0	0	0	2
1600	Prostitution	1	0	0	0	0	0	0	1
1700	Sex Offenses	0	0	0	1	0	0	0	1
1800	Narcotics Violations	1	6	5	1	2	3	1	19
2000	Offenses against Family	3	6	1	1	1	1	0	13
2100	DUI	0	1	2	1	0	2	0	6
2200	Liquor Law Violations	0	0	0	0	0	0	0	0
2300	Public Drunkenness	9	4	7	2	0	1	2	25
2400	Disorderly Conduct	4	1	4	3	0	5	0	17
2450	Harassment	2	2	3	0	1	0	0	8
2600	All other Violations	2	1	0	3	0	4	0	10
2691	Open Container Violations	0	0	0	0	0	0	0	0
2800	Curfew Violations	1	0	0	0	0	0	0	1
2900	Runaways	2	3	1	1	0	1	0	8
3600	Domestic Disturbances	36	35	35	18	8	9	1	142
3610	Other Disturbances	46	49	55	39	15	20	14	238
3810	False Alarms	5	5	19	10	0	11	4	54
3900	Traffic and Parking Problems	32	23	354	16	9	14	8	136
6001	Hit and Run Injury	0	0	0	0	0	0	0	0
6002	Death	0	0	0	0	0	0	0	0
6004	Property Damage	1	1	3	2	0	1	3	11
6005	Hit and Run	3	2	4	3	1	1	0	14
6006	Injury	4	1	2	2	0	3	0	12
6007	Pedestrian	0	0	1	0	0	0	0	1
6008	Non-Injury	5	4	12	3	1	6	2	33
6010	Others	0	0	1	0	0	1	0	2
6602	Abandoned vehicles	9	6	6	1	7	4	1	34
8000	Warrants served	6	11	5	0	1	1	3	27
Misc	All other calls for service	246	362	397	108	66	161	60	1400
	<b>Total calls 2021</b>	<b>449</b>	<b>555</b>	<b>635</b>	<b>226</b>	<b>133</b>	<b>268</b>	<b>107</b>	<b>2373</b>
	<b>Total calls 2020</b>	<b>515</b>	<b>526</b>	<b>566</b>	<b>232</b>	<b>166</b>	<b>330</b>	<b>96</b>	<b>2431</b>
	<b>Traffic Citations</b>								
	Speeding	0	0	12	0	7	0	3	22
	Other traffic citations	24	16	29	1	3	23	17	113
	<b>Increase or Decrease from 2020</b>	<b>-66</b>	<b>29</b>	<b>69</b>	<b>-6</b>	<b>-33</b>	<b>-62</b>	<b>11</b>	<b>-58</b>
	<b>Percent Increase or Decrease</b>	<b>-14%</b>	<b>5%</b>	<b>11%</b>	<b>-3%</b>	<b>-24%</b>	<b>-23%</b>	<b>10%</b>	<b>-2%</b>

# Calls for Service - by UCR Code

Incidents Reported Between 05/01/2021 and 05/31/2021



## POTTSTOWN BORO

Code	Description	Primary Count	Secondary UCR Count		
			Code 2	Code 3	Code 4
0200	RAPE	4			
0291	FORCIBLE SODOMY	1			
0293	FORCIBLE FONDLING	1			
0311	ROBBERY-ARMED-FIREARM-HIGHWAY	1			
0410	ASSAULT - FIREARM	3			
0430	ASSAULT-OTHER DANGEROUS WEAPON	1			
0440	ASSAULT - ATROCIOUS- HANDS,FISTS,FEET	7			
0450	OTHER ASSAULTS - NOT AGGRAVATED	14	6		
0511	BURGLARY-FORCED ENTRY-RESIDENCE-NIGHT	1			
0513	BURGLARY-FORCED ENTRY-RESIDNTL-TIME UNKN	3			
0516	BURGLARY-FORCED ENTRY-NON-RESID-TIME UNK	2			
0523	UNLAWFUL ENTRY-NO FORCE-RESIDENCE-UNK.	1			
0525	UNLAWFUL ENTRY-NO FORCE-NONRES-DAY	1			
0526	UNLAWFUL ENTRY-NO FORCE-NONRES.-UNKNOWN	1			
0614	THEFT-\$200 & OVER-FROM AUTO (EXCPT 0615)	5			
0615	THEFT-\$200 & OVER-AUTO ACCESSORIES	2			
0617	THEFT-\$200 & OVER-FROM BUILDINGS	4			
0619	THEFT-\$200 & OVER-ALL OTHER	6			
0623	THEFT-\$50 TO \$200-RETAIL THEFT	2			
0625	THEFT-\$50-\$200-AUTO PARTS & ACCESSORIES	1			
0626	THEFT-\$50 TO \$200-BICYCLES	1			
0627	THEFT-\$50 TO \$200-FROM BUILDINGS	2			
0629	THEFT-\$50 TO \$200-ALL OTHER	1			
0633	THEFT-UNDER \$50-RETAIL THEFT	5			
0634	THEFT-UNDER \$50-FROM AUTO (EXCEPT 0635)	1			
0635	THEFT-UNDER \$50-AUTO PARTS & ACCESSORIES	1			
0636	THEFT - UNDER \$50 - BICYCLES	1			
0639	THEFT-UNDER \$50-ALL OTHER	4			
0643	THEFT-ATTEMPTED-RETAIL THEFT	2			
0644	THEFT-ATTEMPTED-FROM AUTO (EXCEPT 0645)	2			
0646	THEFT-ATTEMPTED-BICYCLES	1			
0649	THEFT-ATTEMPTED-ALL OTHER	0	1		
0710	MOTOR VEHICLE THEFT-AUTO	7			
0990	ARSON - REPORTS	1			
1010	FORGERY	1			
1026	COUNTERFEITING - USING	1			
1100	FRAUD	9			
1120	FRAUD - CREDIT CARDS	4	2		
1130	FRAUD - ALL OTHER (FLIM FLAM, CONFIDENCE	3			
1311	STOLEN PROPERTY - BUYING - MOTOR VEHICLE	1			
1410	CRIMINAL MISCHIEF TO AUTOMOBILES	28			
1420	CRIMINAL MISCHIEF TO PRIVATE BUILDINGS	5	1		
1430	CRIMINAL MISCHIEF - PUBLIC BUILDINGS	1			
1440	CRIMINAL MISCHIEF - ALL OTHER	8	1	1	
1450	ALL OTHER VANDALISM(GRAFFITI)	2			
1500	WEAPONS-CARRYING,POSSESSING,ETC.	1	1		
1511	WEAPONS - USE - FIREARMS	1			
1620	COMMERCIALIZED VICE	1			

**Calls for Service - by UCR Code**

Incidents Reported Between 05/01/2021 and 05/31/2021

**POTTSTOWN BORO**

Code	Description	Primary Count	Secondary UCR Count		
			Code 2	Code 3	Code 4
1790	SEX OFFENSES - REPORTS	1			
1811	NARCOTICS-SALE-MORPHINE,HEROIN,COCAINE	2			
1831	NARCOTICS-POSSESSION-MORP,HEROIN,COCAIN	8	2	1	
1832	NARCOTICS-POSSESSION-MARIJUANA,ETC.	3	5		
1833	NARCOTICS-POSSESSION-SYNTHETIC NARCOTIC	2	3		
1834	NARCOTICS-POSSESSION-OTHER DANGEROUS	3	2		
1890	NARCOTICS - REPORTS	1			
2000	OFFENSES AGAINST FAMILY & CHILDREN	1		1	
2001	CHILD LINE REPORTS	12			
2110	DRIVING UNDER THE INFLUENCE-LIQUOR/DRUGS	3	1		
2111	DRIVING UNDER THE INFLUENCE - ALCOHOL	2			
2112	DRIVE UNDER INFLUENCE-ALCOHOL-IMPAIRED	1			
2300	PUBLIC DRUNKENNESS	25	2		
2400	DISORDERLY CONDUCT	10	3		
2410	HARASSMENT BY COMMUNICATION	4			
2430	DISORDERLY CONDUCT - DRUGS	2	1		
2440	DISORDERLY CONDUCT-DISTURBING THE PEACE	1	1		
2450	HARASSMENT	9	1		
2600	ALL OTHER CRIMES CODE VIOLATIONS	2	1	2	
2616	ALL OTHERS - CONTEMPT OF COURT (NON M.V)	3			
2624	ALL OTHER OFFENSES - FALSE POLICE REPORT	0	1		
2639	ALL OTHERS - ILLEGAL DUMPING	2			
2650	ALL OTHERS - PUBLIC NUISANCE	3			
2660	ALL OTHER OFFENSES - TRESPASSING	0	1	4	
2691	OPEN CONTAINER ORDINANCE	0	1		
2811	CURFEW LAW (JUVENILE) - MALE	1			
2900	LOST/MISSING PERSONS	4			
2910	LOST/MISSING PROPERTY	2			
2990	RUNAWAYS - (JUVENILE) - REPORTS	2			
3000	FOUND/RECOVERED PROPERTY	32		1	
3320	DOA	9			
3321	DOA - OVERDOSE	1			
3330	NALOXONE USE/OVERDOSE	6			
3400	MENTAL HEALTH	23	5		
3410	INVOLUNTARY COMMITMENT	12			
3420	VOLUNTARY COMMITMENT	11			
3500	SUSPICIOUS PERSONS,AUTOS,CIRCUMSTANCES	282		1	
3600	DISTURBANCES-DOMESTIC	142	56	9	2
3610	DISTURBANCES-JUVENILE	23			
3620	DISTURBANCES-OTHER (FIGHTS,DISPUTES,ETC)	135	6		
3630	LOUD MUSIC DISTURBANCE	60			
3640	ANIMAL COMPLAINTS-BARKING DOGS(FOUNDED)	3			
3650	FIREWORKS	10			
3660	PFA SERVICE	6			
3670	PFA SERVICE WEAPON RELINQUISHMENT	1			
3800	SERVICE CALL-MISCELLANEOUS	100	7		
3810	SERVICE CALL-ALARMS-UNFOUNDED-EXCPT FIRE	54			
3840	FIRES (INCLUDING ALARMS-FOUNDED/UNFOUND)	20			

**Calls for Service - by UCR Code**

Incidents Reported Between 05/01/2021 and 05/31/2021

**POTTSTOWN BORO**

Code	Description	Primary Count	Secondary UCR Count		
			Code 2	Code 3	Code 4
3850	HAZARDOUS CONDITIONS	1			
3870	MEDICAL EMERGENCY	66	8	4	2
3881	MEDICAL EMERGENCY-OVERDOSE	10	12		
3900	TRAFFIC & PARKING PROBLEMS	136			
4008	NON-CRIMINAL-ELECTRIC LIGHT OUTAGES	1			
4010	NON-CRIMINAL-FIRES	1			
4014	NON-CRIMINAL-INVESTIGATE OPEN DOOR,ETC.	1			
4026	NON-CRIMINAL-WIRES AND POLES DOWN	3			
4027	911 HANGUPS-UNFOUNDED	12			
4028	NON-CRIMINAL-OTHER INVESTIGATIONS	63			
4029	GUNSHOTS	3	1	1	
5100	JUVENILE	26	1		
5105	INFORMATION	2			
5502	ANIMAL COMPLAINTS - BARKING DOGS(UNF)	7			
5504	ANIMAL COMPLAINTS - DOG BITES	5		1	
5506	ANIMAL COMPLAINTS - STRAY ANIMALS	34			
5510	ANIMAL COMPLAINTS - OTHER	21			
5590	ANIMAL COMPLAINTS - REPORTS	2			
6004	TRAFFIC ACC. INVOLVING PROPERTY DAMAGE	11			
6005	TRAFFIC ACCIDENT- HIT AND RUN	14			
6006	TRAFFIC ACCIDENT INVOLVING INJURY	12			
6007	TRAFFIC ACCIDENT-PEDESTRIAN	1			
6008	ACCIDENT INVOLVING NONINJURY	33			
6010	TRAFFIC ACCIDENT - OTHER ACC. INVEST.	2			
6350	TRAFFIC ENFORCEMENT-PATROL	19			
6602	TRAFFIC RELATED -IMPOUNDED,ABANDON M.V.	34			
6605	TRAFFIC RELATED-UNFOUNDED ACCIDENT	7			
6608	TRAFFIC RELATED - ESCORTS	1			
6610	TRAFFIC RELATED - MOTORIST AID	1			
6612	TRAFFIC RELATED - SIGNALS-SIGNS OUT	1			
7002	BUILDING CHECKS - OFFICER INITIATED	227			
7003	BUILDING CHECK BUSINESS	224			
7004	BUILDING CHECKS - VACATION,VACANT HOME	1			
7005	LIBRARY CHECK	1			
7012	PUBLIC SERVICES - BANK ESCORTS, ETC.	4			
7014	PUBLIC SERVICE - OTHERS (OFFICER ASSIST)	1			
7502	ASSIST OTHER AGENCIES - FIRE DEPT.	27			
7504	ASSIST OTHER AGENCIES - OTHER POLICE	31	3	1	
7506	ASSISTING OTHER AGENCIES - ALL OTHERS	8	2	1	
7508	ASSIST POTTSTOWN POLICE	2			
7510	LIVE SCAN	2			
8010	WARRANTS - LOCAL - CRIMINAL	1		2	
8110	WARRANTS - MONTGOMERY COUNTY BENCH	10			
8114	WARRANTS - OTHER AUTHORITY-OTHER WARRANT	16	2		
8502	DEPARTMENTAL SERVICES - FINGERPRINTING	5			
8504	DEPARTMENTAL SERVICES - JAIL DUTY	33	1		
8518	DEPARTMENTAL SERVICES - RECORD CHECKS	2			
9100	CARD STRUCK WHEN NOT NEEDED	56			

June 29, 2021

# Calls for Service - by UCR Code

Incidents Reported Between 05/01/2021 and 05/31/2021

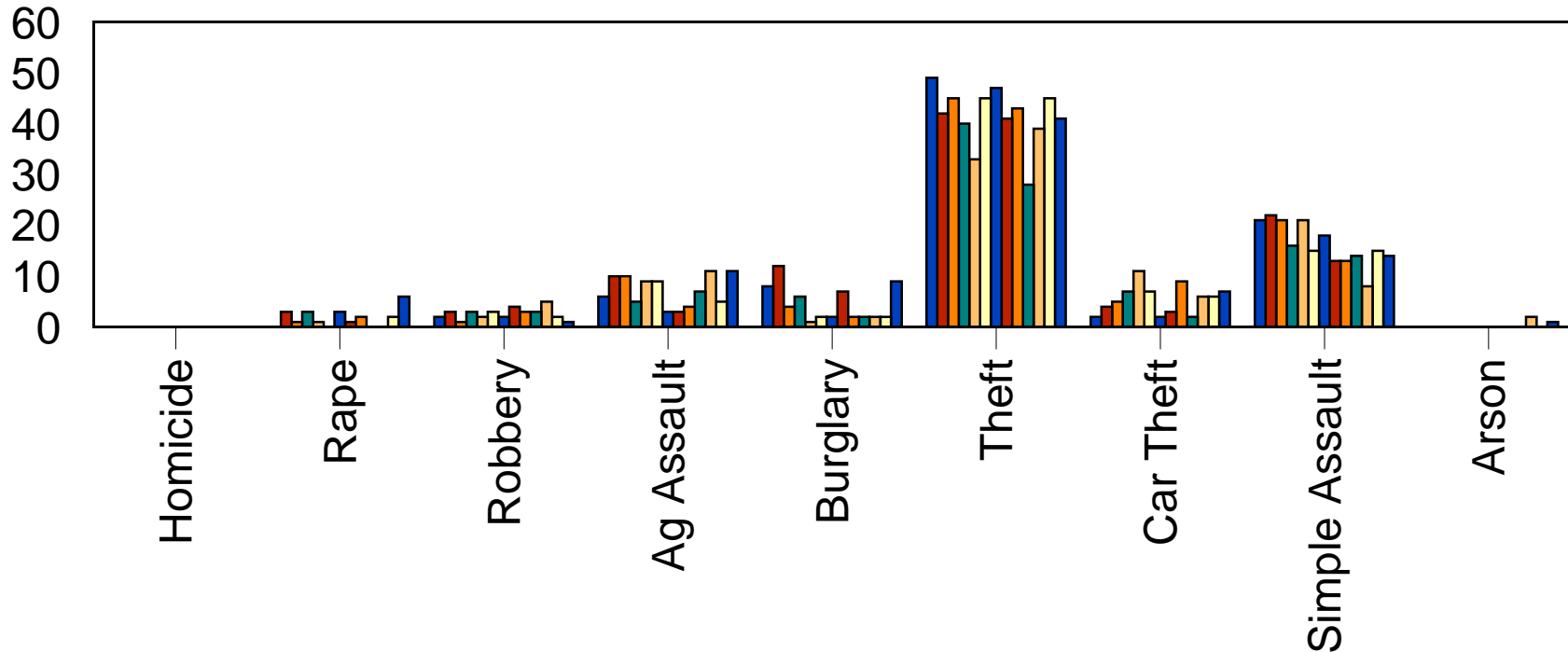
POTTSTOWN BORO



Code	Description	Primary Count	Secondary UCR Count		
			Code 2	Code 3	Code 4
CITT	TRAFFIC CITATION	106			
		<b>Total Calls</b>	<b>2,482</b>		


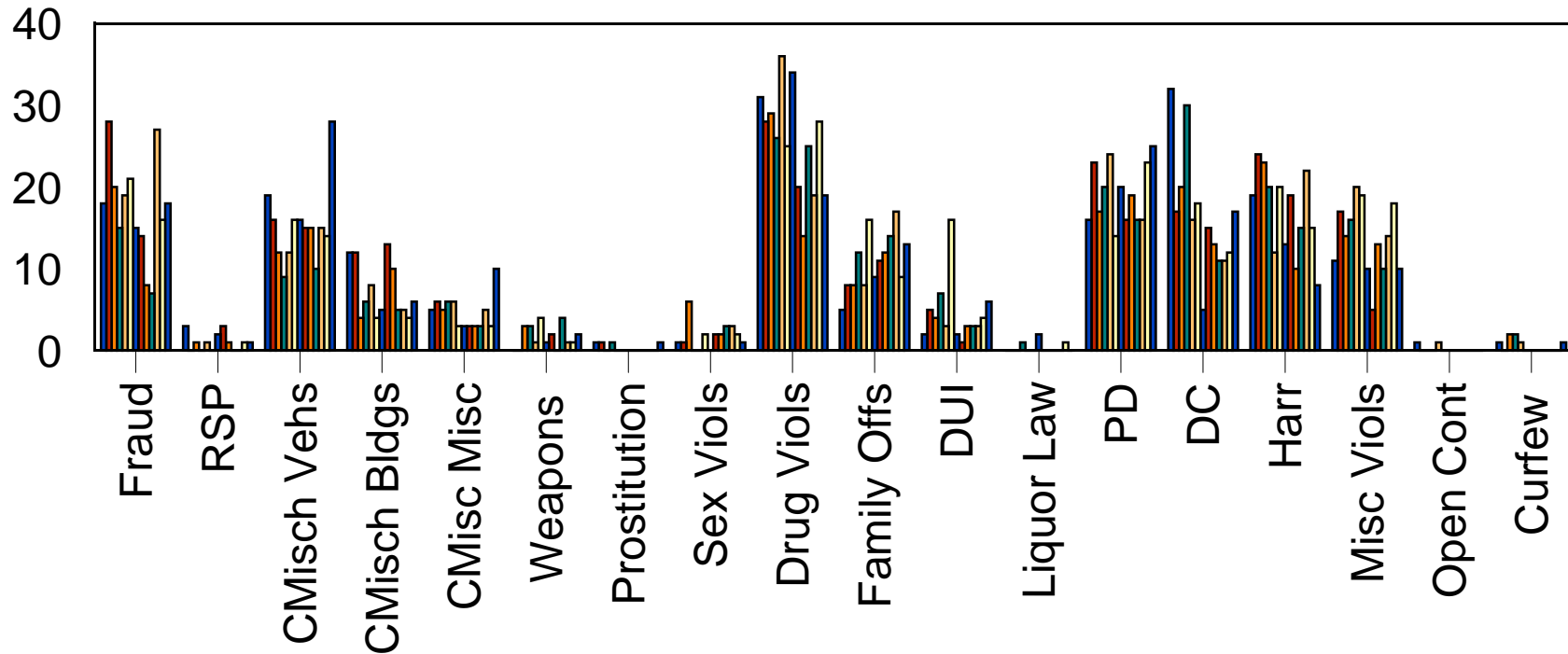
# Borough of Pottstown

## Part 1 Crimes - 12 Month Comparison



# Borough of Pottstown

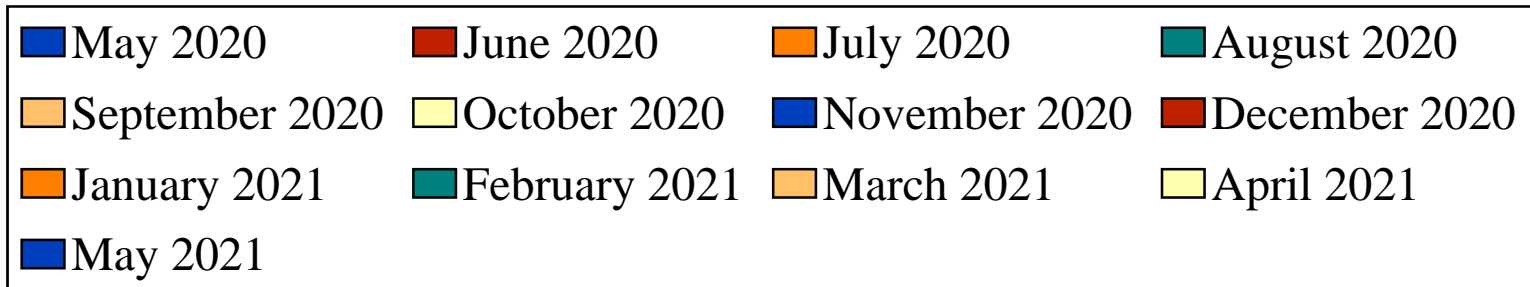
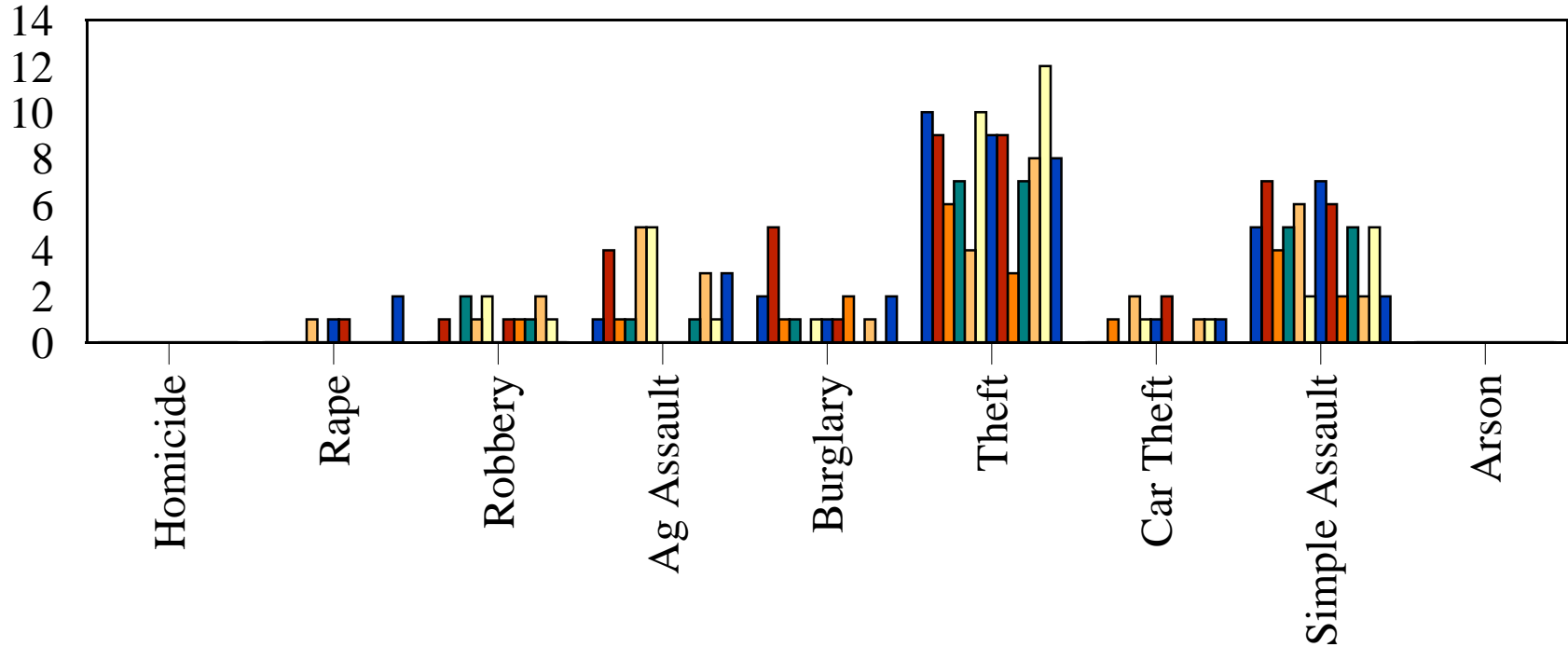
## Part 2 Crimes - 12 Month Comparison





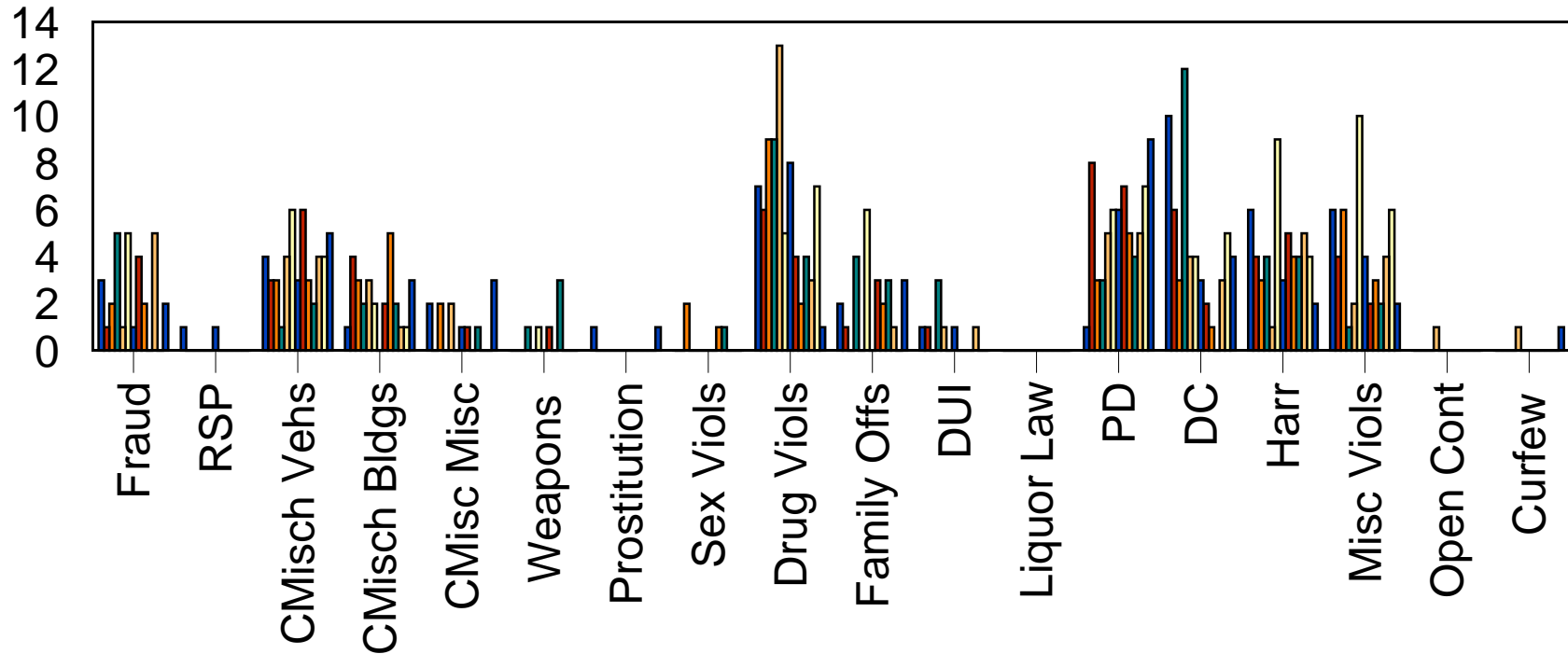
# Ward 1

## Part 1 Crimes - 12 Month Comparison



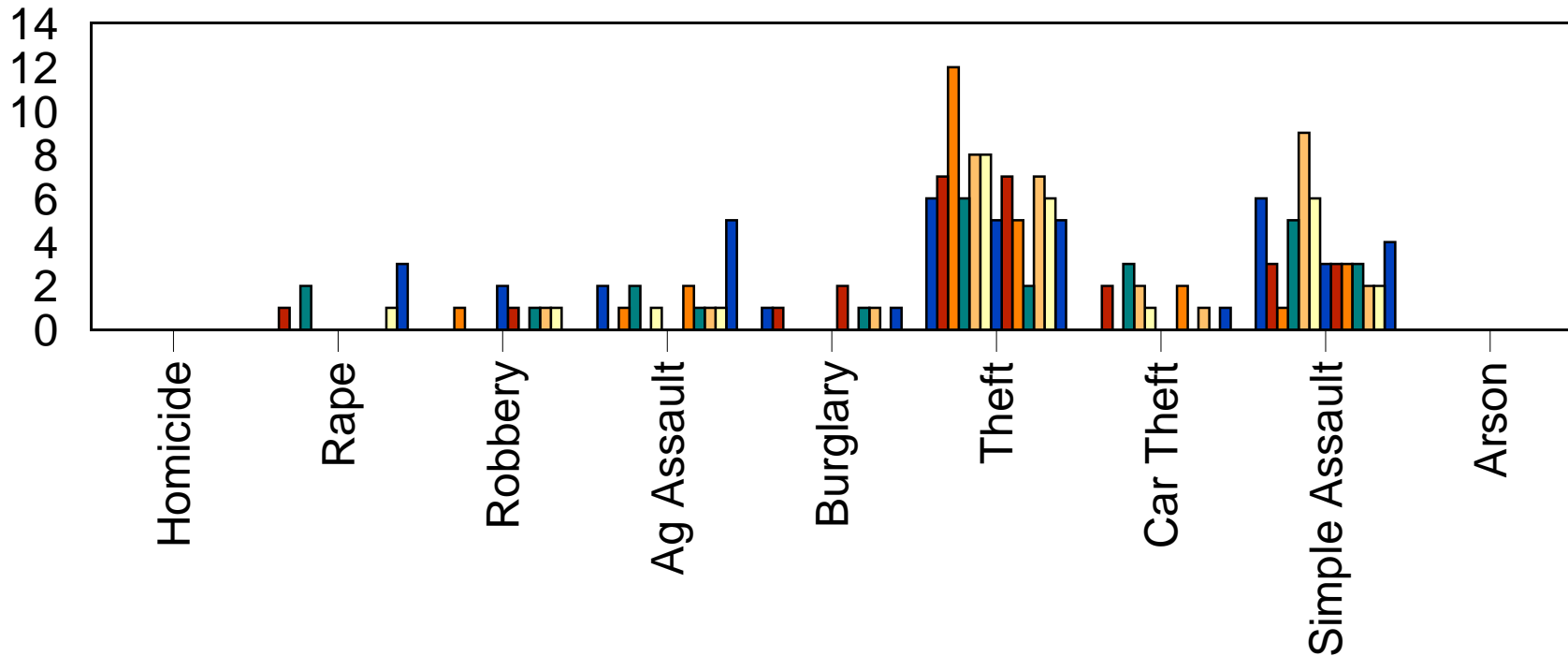
# Ward 1

## Part 2 Crimes - 12 Month Comparison



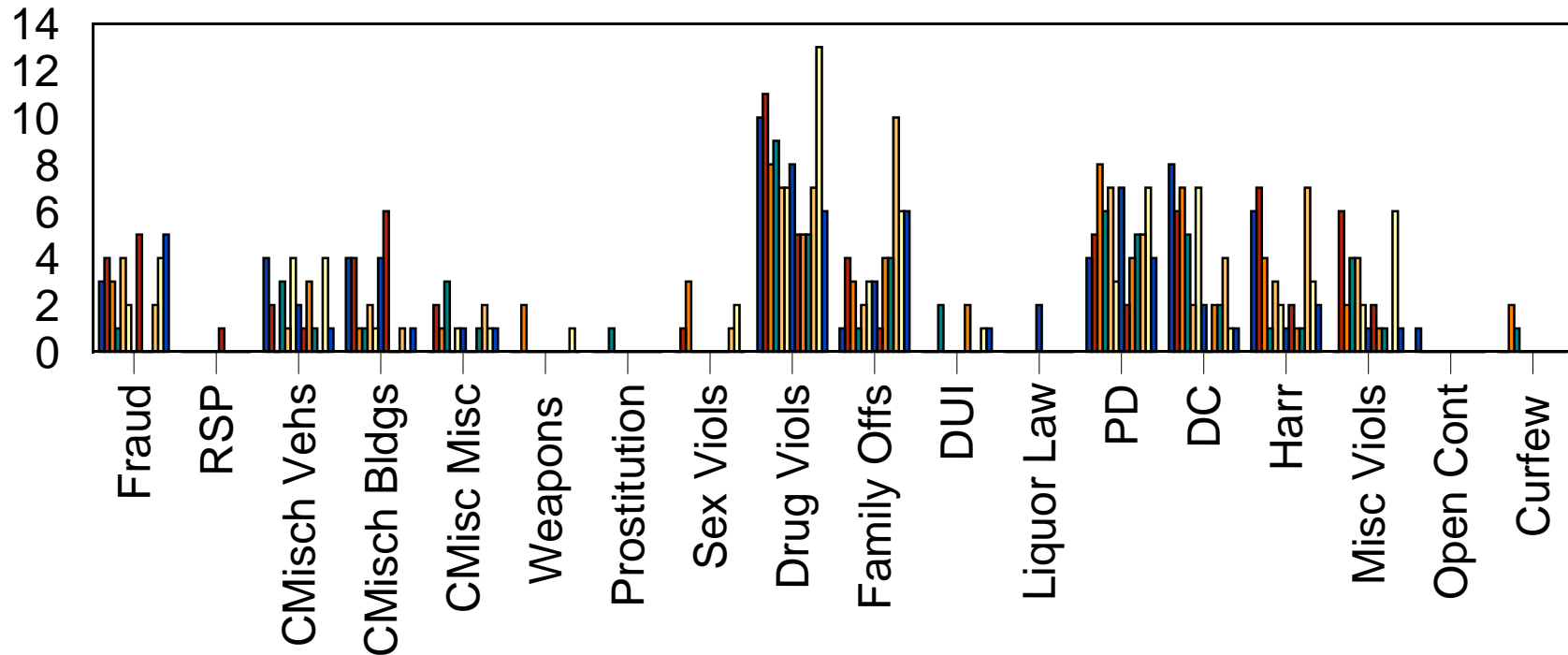
# Ward 2

## Part 1 Crimes - 12 Month Comparison



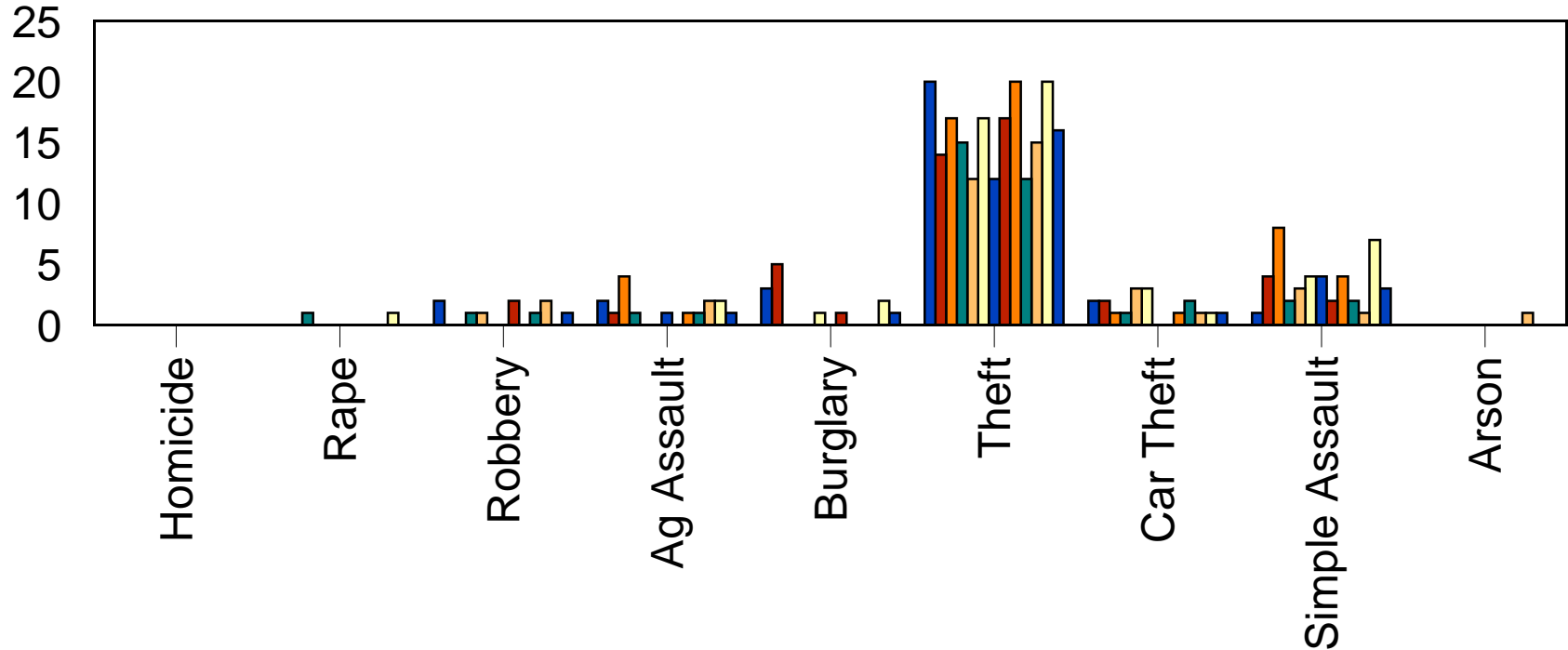
# Ward 2

## Part 2 Crimes - 12 Month Comparison



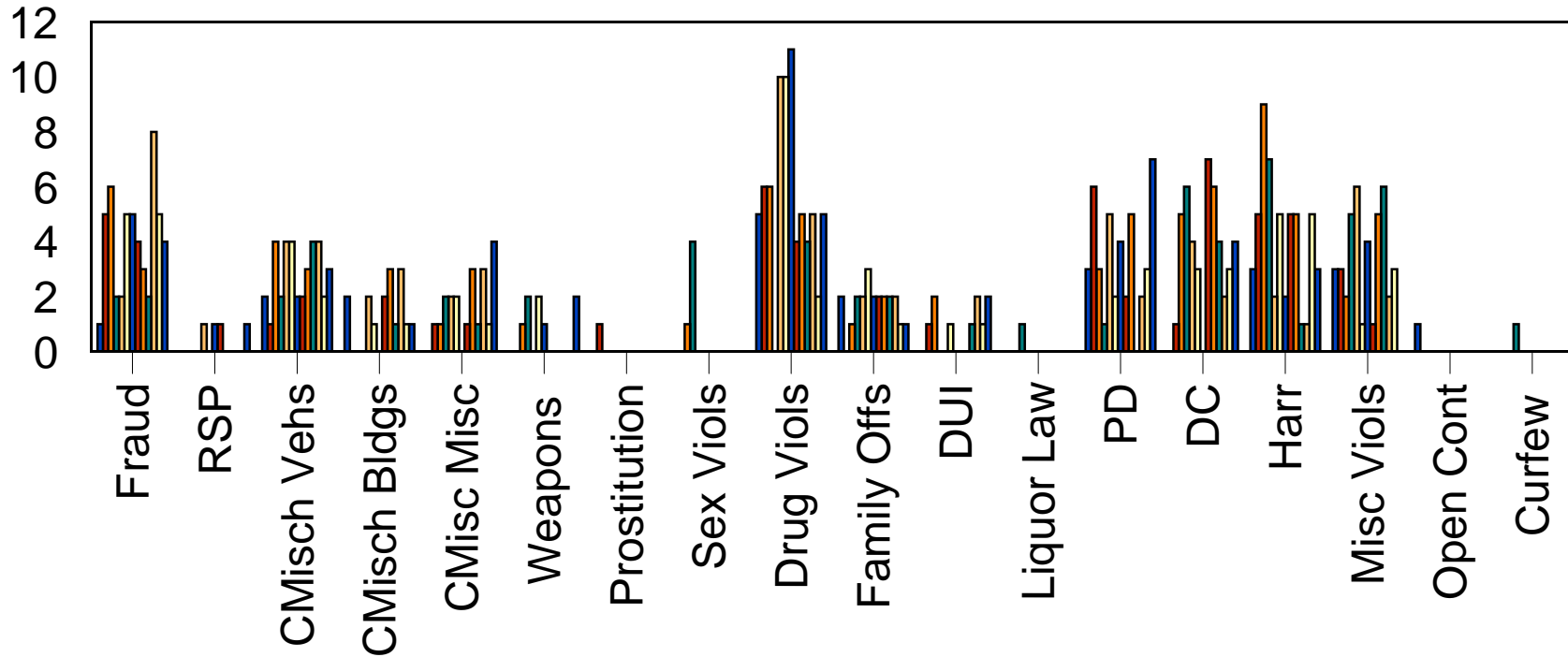
# Ward 3

## Part 1 Crimes - 12 Month Comparison



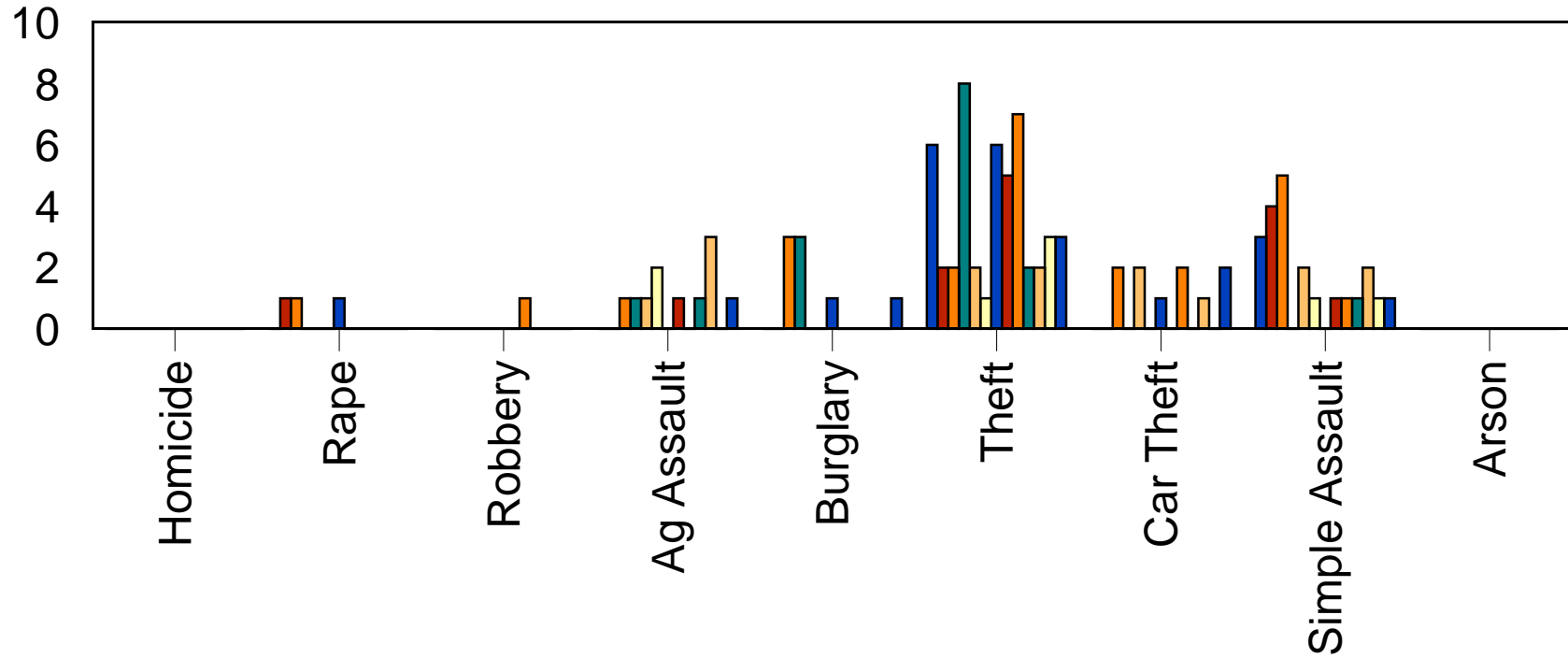
# Ward 3

## Part 2 Crimes - 12 Month Comparison



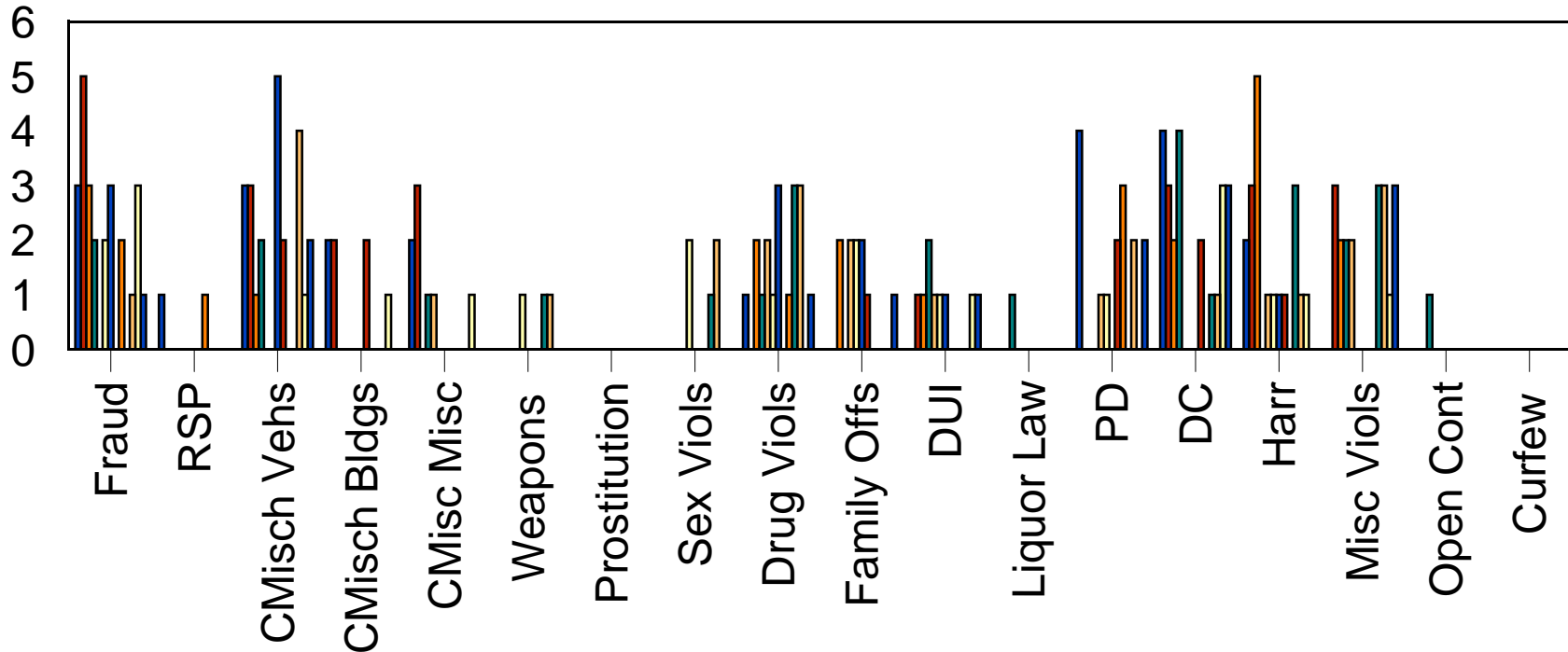
# Ward 4

## Part 1 Crimes - 12 Month Comparison



# Ward 4

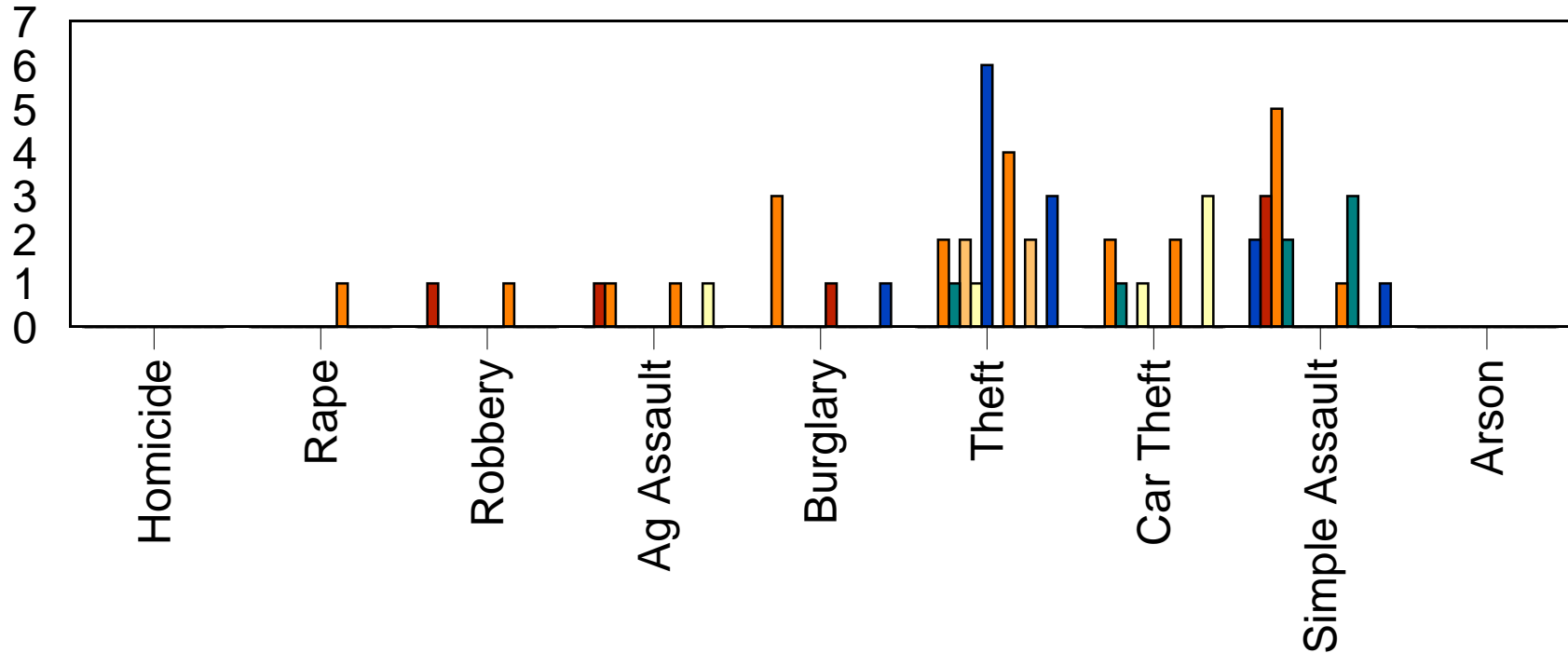
## Part 2 Crimes - 12 Month Comparison





# Ward 5

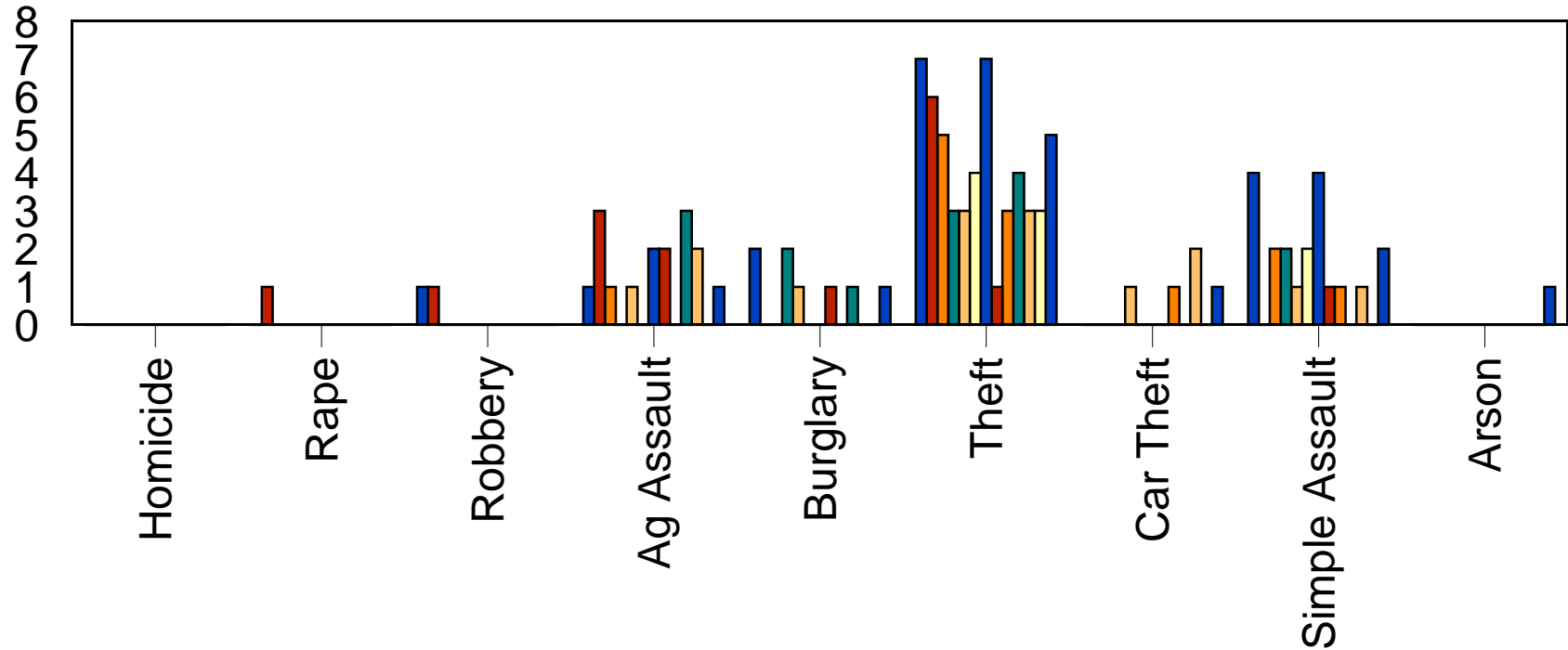
## Part 1 Crimes - 12 Month Comparison





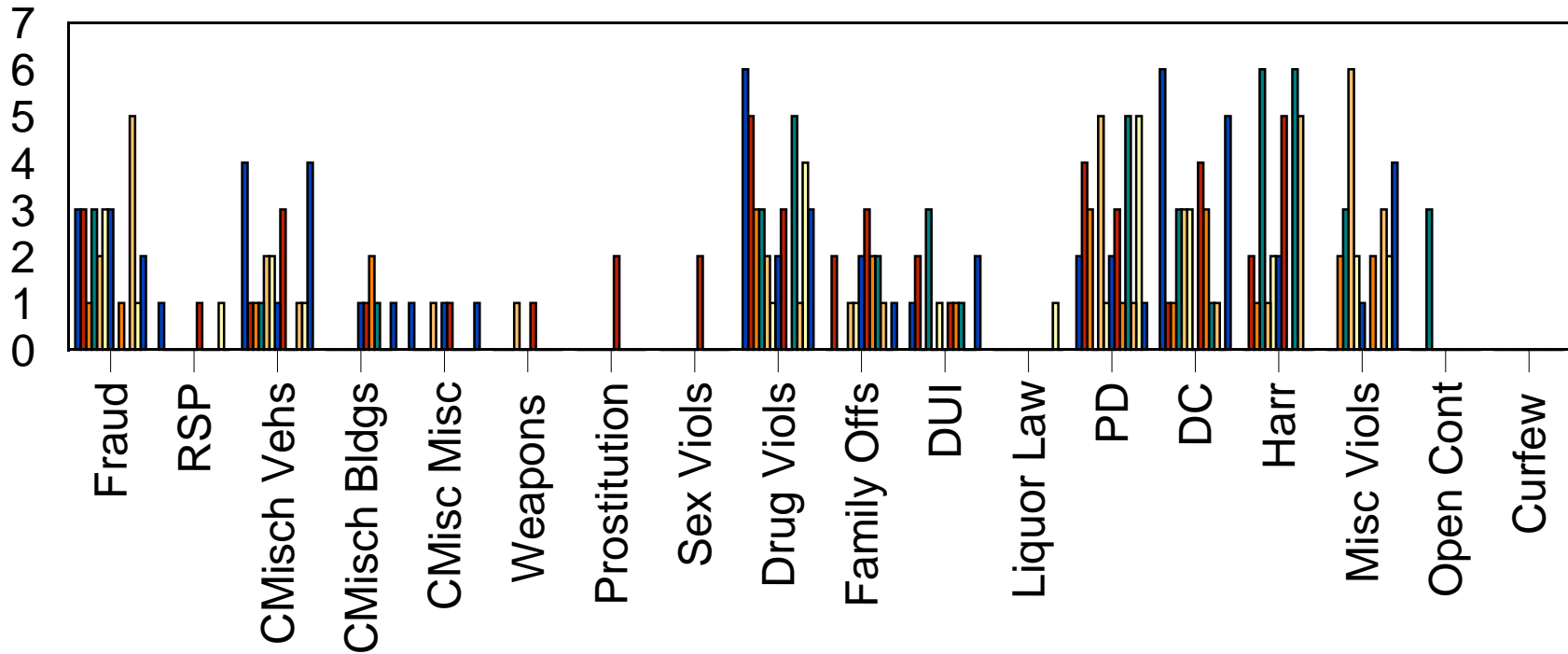
# Ward 6

## Part 1 Crimes - 12 Month Comparison



# Ward 6

## Part 2 Crimes - 12 Month Comparison



# Ward 7

## Part 1 Crimes - 12 Month Comparison

