

**POTTSTOWN POLICE DEPARTMENT  
MEMORANDUM**

DATE: April 14, 2021  
TO: BOROUGH COUNCIL  
FROM: Kevin Owens  
Department Administrative Manager  
REF: Monthly Report for March 2021

During March 2021, the Pottstown Police Department answered 2,202 calls for service. Of these calls 2,198 occurred in the Borough.

During the month we averaged 71.03 calls per day or 35.52 calls per 12 hour shift. For the year we have answered 5,832 calls. The daily average for the year is 64.80 calls per day or 32.40 calls per 12 hour shift.

During March 2020, we answered 2,074 calls. We answered 128 more calls this month than last March. This is an increase of 2.19% from last year. For the year we have answered 406 less calls than this time in 2020. This is a decrease of 6.97%

Cc Borough Manager  
Mayor  
Chief  
Lt. Long  
Lt. Morrissey  
All Personnel

<b>March 2021 Tally Sheet</b>									
<b>Code</b>	<b>Activity</b>	<b>1</b>	<b>2</b>	<b>3</b>	<b>4</b>	<b>5</b>	<b>6</b>	<b>7</b>	<b>Boro Total</b>
0100	Murder- Manslaughter	0	0	0	0	0	0	0	0
0200	Forcible Rape	0	0	0	0	0	0	0	0
0300	Robbery	2	1	2	0	0	0	0	5
0400	Aggravated Assault	3	1	2	3	0	2	0	11
0500	Burglary	1	1	0	0	0	1	0	2
0600	Theft	8	7	15	2	2	3	2	39
0700	Motor Vehicle Theft	1	1	1	1	0	2	0	6
0450	Assaults other	2	2	1	2	0	1	0	8
0900	Arson	0	0	1	0	0	0	1	2
1100	Fraud	5	2	8	1	5	5	1	27
1300	Rec Stolen Property	0	0	0	0	0	0	0	0
1410	Criminal Mischief Vehicles	4	0	4	4	1	1	1	15
1420	Criminal Mischief Buildings	1	1	3	0	0	0	0	5
1440	Criminal Mischief All Others	0	2	3	0	0	0	0	5
1500	Weapons Violation	0	0	0	1	0	0	0	1
1600	Prostitution	0	0	0	0	0	0	0	0
1700	Sex Offenses	0	1	0	2	0	0	0	3
1800	Narcotics Violations	3	7	5	3	0	1	0	19
2000	Offenses against Family	1	10	2	0	1	1	2	17
2100	DUI	1	0	2	0	0	0	0	3
2200	Liquor Law Violations	0	0	0	0	0	0	0	0
2300	Public Drunkenness	5	5	2	2	0	1	1	16
2400	Disorderly Conduct	3	4	2	1	0	1	0	11
2450	Harassment	5	7	1	1	3	5	0	22
2600	All other Violations	4	0	2	3	0	3	2	14
2691	Open Container Violations	0	0	0	0	0	0	0	0
2800	Curfew Violations	0	0	0	0	0	0	0	0
2900	Runaways	1	0	2	1	3	0	2	9
3600	Domestic Disturbances	32	32	31	16	15	11	4	141
3610	Other Disturbances	51	33	49	25	11	22	8	169
3810	False Alarms	9	8	19	3	5	12	8	64
3900	Traffic and Parking Problems	21	25	29	15	8	14	6	118
6001	Hit and Run Injury	0	0	0	0	0	0	0	0
6002	Death	0	0	0	0	0	0	0	0
6004	Property Damage	1	1	2	1	0	2	0	7
6005	Hit and Run	4	2	1	2	1	4	0	14
6006	Injury	0	1	3	2	0	0	1	7
6007	Pedestrian	0	0	0	0	0	0	1	1
6008	Non-Injury	11	8	11	5	0	6	4	45
6010	Others	0	0	0	0	0	0	0	0
6602	Abandoned vehicles	11	3	15	5	3	1	1	39
8000	Warrants served	2	6	3	2	1	1	0	15
Misc	All other calls for service	213	370	342	110	60	141	77	1313
	<b>Total calls 2021</b>	<b>406</b>	<b>542</b>	<b>563</b>	<b>213</b>	<b>120</b>	<b>240</b>	<b>122</b>	<b>2202</b>
	<b>Total calls 2020</b>	<b>411</b>	<b>468</b>	<b>466</b>	<b>152</b>	<b>148</b>	<b>301</b>	<b>125</b>	<b>2074</b>
	<b>Traffic Citations</b>								
	Speeding	0	9	13	0	0	3	0	25
	Other traffic citations	17	28	26	4	2	19	13	109
	<b>Increase or Decrease from 2020</b>	<b>-5</b>	<b>74</b>	<b>97</b>	<b>61</b>	<b>-28</b>	<b>-61</b>	<b>-3</b>	<b>135</b>
	<b>Percent Increase or Decrease</b>	<b>-1%</b>	<b>13%</b>	<b>17%</b>	<b>28%</b>	<b>-23%</b>	<b>-25%</b>	<b>-2%</b>	<b>6%</b>

# Calls for Service - by UCR Code

Incidents Reported Between 03/01/2021 and 03/31/2021

## POTTSTOWN BORO



Code	Description	Primary Count	Secondary UCR Count		
			Code 2	Code 3	Code 4
0341	STRONG ARM - HIGHWAY	2			
0345	STRONG ARM - CHAIN STORE	1			
0348	STRONG ARM - MISC.	1			
0351	ATTEMPT - FIREARM - HIGHWAY	1			
0440	ASSAULT - ATROCIOUS- HANDS,FISTS,FEET	11			
0450	OTHER ASSAULTS - NOT AGGRAVATED	8	7		
0511	BURGLARY-FORCED ENTRY-RESIDENCE-NIGHT	1			
0521	UNLAWFUL ENTRY-NO FORCE-RESIDENCE-NIGHT	1			
0611	THEFT-\$200 & OVER-POCKET PICKING	1		1	
0613	THEFT-\$200 & OVER-RETAIL THEFT	0	1		
0614	THEFT-\$200 & OVER-FROM AUTO (EXCPT 0615)	1			
0615	THEFT-\$200 & OVER-AUTO ACCESSORIES	1			
0617	THEFT-\$200 & OVER-FROM BUILDINGS	6	1		
0619	THEFT-\$200 & OVER-ALL OTHER	4			
0623	THEFT-\$50 TO \$200-RETAIL THEFT	5			
0625	THEFT-\$50-\$200-AUTO PARTS & ACCESSORIES	1			
0626	THEFT-\$50 TO \$200-BICYCLES	0	1		
0627	THEFT-\$50 TO \$200-FROM BUILDINGS	2			
0629	THEFT-\$50 TO \$200-ALL OTHER	2			
0633	THEFT-UNDER \$50-RETAIL THEFT	6			
0634	THEFT-UNDER \$50-FROM AUTO (EXCEPT 0635)	2			
0635	THEFT-UNDER \$50-AUTO PARTS & ACCESSORIES	4			
0637	THEFT - UNDER \$50 - FROM BUILDINGS	3			
0639	THEFT-UNDER \$50-ALL OTHER	1			
0710	MOTOR VEHICLE THEFT-AUTO	2		1	
0712	M.V. THEFT - STREET - RESIDENTIAL AREA	2			
0713	M.V. THEFT - AUTOS - DRIVEWAY	0	1		
0716	M.V.THEFT-AUTOS - ALL OTHER PARKING LOTS	1			
0736	M.V THEFT-OTHER VEHICLE-ALL OTHER LOTS	1			
0900	ARSON & BOMBING	1			
0990	ARSON - REPORTS	1			
1010	FORGERY	2			
1026	COUNTERFEITING - USING	1			
1100	FRAUD	10	2		
1120	FRAUD - CREDIT CARDS	10			
1130	FRAUD - ALL OTHER (FLIM FLAM, CONFIDENCE	7			
1300	STOLEN PROPERTY-RECEIVING,POSSESSING,ETC	0			1
1410	CRIMINAL MISCHIEF TO AUTOMOBILES	15	2	1	
1420	CRIMINAL MISCHIEF TO PRIVATE BUILDINGS	3			
1430	CRIMINAL MISCHIEF - PUBLIC BUILDINGS	2	1		
1440	CRIMINAL MISCHIEF - ALL OTHER	4	2		
1450	ALL OTHER VANDALISM(GRAFFITI)	1			
1500	WEAPONS-CARRYING,POSSESSING,ETC.	1	2	1	
1700	SEX OFFENSES (EXCEPT RAPE & PROSTITUTION	2			
1720	SEX OFFENSES - INDECENT EXPOSURE	1	2		
1811	NARCOTICS-SALE-MORPHINE,HEROIN,COCAINE	2			
1831	NARCOTICS-POSSESSION-MORP,HEROIN,COCAIN	8	3		1
1832	NARCOTICS-POSSESSION-MARIJUANA,ETC.	4	3		

# Calls for Service - by UCR Code

Incidents Reported Between 03/01/2021 and 03/31/2021

POTTSTOWN BORO



Code	Description	Primary Count	Secondary UCR Count		
			Code 2	Code 3	Code 4
1833	NARCOTICS-POSSESSION-SYNTHETIC NARCOTIC	4		1	
1834	NARCOTICS-POSSESSION-OTHER DANGEROUS	1	1		
2000	OFFENSES AGAINST FAMILY & CHILDREN	3		1	1
2001	CHILD LINE REPORTS	14			
2110	DRIVING UNDER THE INFLUENCE-LIQUOR/DRUGS	2			
2112	DRIVE UNDER INFLUENCE-ALCOHOL-IMPAIRED	1			
2300	PUBLIC DRUNKENNESS	16	2		
2400	DISORDERLY CONDUCT	4			
2410	HARASSMENT BY COMMUNICATION	3	1		
2430	DISORDERLY CONDUCT - DRUGS	3			
2440	DISORDERLY CONDUCT-DISTURBING THE PEACE	1			
2450	HARASSMENT	22	3		
2600	ALL OTHER CRIMES CODE VIOLATIONS	5	2	2	
2616	ALL OTHERS - CONTEMPT OF COURT (NON M.V)	2			
2632	ALL OTHER OFFENSES - LITTERING	2			
2639	ALL OTHERS - ILLEGAL DUMPING	1			
2646	ALL OTHERS-OBSTRUCTION OF JUSTICE	1		1	
2647	ALL OTHERS - PROTECTIVE ORDERS	1			
2660	ALL OTHER OFFENSES - TRESPASSING	2	3	2	1
2900	LOST/MISSING PERSONS	2			
2911	RUNAWAY - INCORRIGIBLE -MALE (JUVENILE)	2			
2990	RUNAWAYS - (JUVENILE) - REPORTS	5			
3000	FOUND/RECOVERED PROPERTY	33	1		
3320	DOA	6			
3330	NALOXONE USE/OVERDOSE	4			
3400	MENTAL HEALTH	29	2		
3410	INVOLUNTARY COMMITMENT	7			
3420	VOLUNTARY COMMITMENT	9			
3500	SUSPICIOUS PERSONS,AUTOS,CIRCUMSTANCES	198	2		
3600	DISTURBANCES-DOMESTIC	141	43	7	
3610	DISTURBANCES-JUVENILE	23			
3620	DISTURBANCES-OTHER (FIGHTS,DISPUTES,ETC)	130			
3630	LOUD MUSIC DISTURBANCE	41			
3640	ANIMAL COMPLAINTS-BARKING DOGS(FOUNDED)	1			
3650	FIREWORKS	1			
3660	PFA SERVICE	3			
3800	SERVICE CALL-MISCELLANEOUS	113	2		
3810	SERVICE CALL-ALARMS-UNFOUNDED-EXCPT FIRE	64	1		
3840	FIRES (INCLUDING ALARMS-FOUNDED/UNFOUND)	18			
3860	SERVICE CALL-LOCKOUTS (VEHICLE/BLDG)	1			
3870	MEDICAL EMERGENCY	97	3	1	1
3880	OPEN DOORS/WINDOWS - DISCOVERED	1			
3881	MEDICAL EMERGENCY-OVERDOSE	2	2	1	
3900	TRAFFIC & PARKING PROBLEMS	118			
4002	NON-CRIMINAL-ACCIDENT-HOME(NON-TRAFFIC)	1			
4014	NON-CRIMINAL-INVESTIGATE OPEN DOOR,ETC.	3			
4026	NON-CRIMINAL-WIRES AND POLES DOWN	4			
4027	911 HANGUPS-UNFOUNDED	11			

# Calls for Service - by UCR Code

Incidents Reported Between 03/01/2021 and 03/31/2021

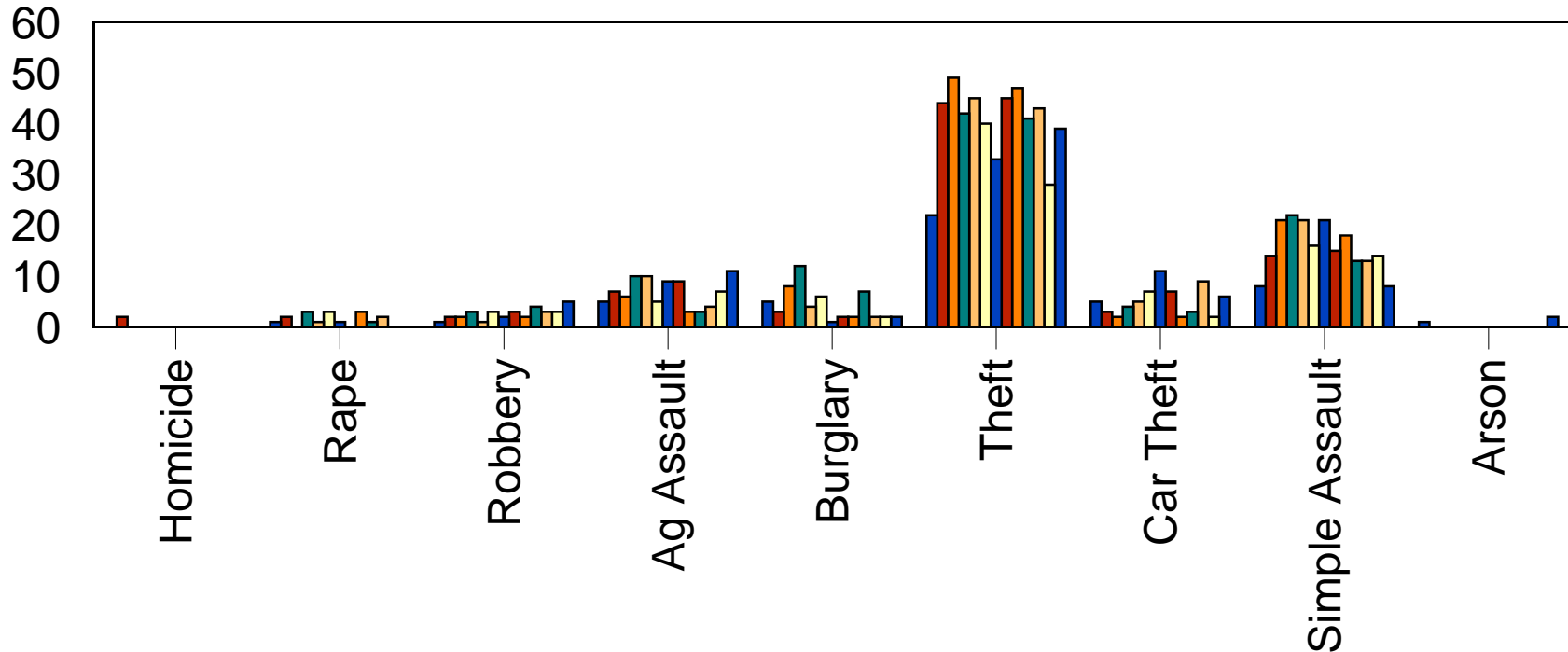
**POTTSTOWN BORO**



Code	Description	Primary Count	Secondary UCR Count		
			Code 2	Code 3	Code 4
4028	NON-CRIMINAL-OTHER INVESTIGATIONS	56	1		
4029	GUNSHOTS	4			
5008	LOST & FOUND - LOST ARTICLES	2	1		
5012	LOST & FOUND - MISSING JUVENILE MALE	1			
5100	JUVENILE	12			
5105	INFORMATION	4	1		
5502	ANIMAL COMPLAINTS - BARKING DOGS(UNF)	1			
5504	ANIMAL COMPLAINTS - DOG BITES	2			
5506	ANIMAL COMPLAINTS - STRAY ANIMALS	19			
5510	ANIMAL COMPLAINTS - OTHER	14	1		
5590	ANIMAL COMPLAINTS - REPORTS	2			
6004	TRAFFIC ACC. INVOLVING PROPERTY DAMAGE	7			
6005	TRAFFIC ACCIDENT- HIT AND RUN	14			
6006	TRAFFIC ACCIDENT INVOLVING INJURY	7			
6007	TRAFFIC ACCIDENT-PEDESTRIAN	1			
6008	ACCIDENT INVOLVING NONINJURY	45			
6350	TRAFFIC ENFORCEMENT-PATROL	38			
6602	TRAFFIC RELATED -IMPOUNDED,ABANDON M.V.	39	2		
6605	TRAFFIC RELATED-UNFOUND ACCIDENT	2			
6606	TRAFFIC RELATED - HIT AND RUN	1			
6612	TRAFFIC RELATED - SIGNALS-SIGNS OUT	1			
7002	BUILDING CHECKS - OFFICER INITIATED	134			
7003	BUILDING CHECK BUSINESS	298			
7012	PUBLIC SERVICES - BANK ESCORTS, ETC.	2			
7502	ASSIST OTHER AGENCIES - FIRE DEPT.	39			
7504	ASSIST OTHER AGENCIES - OTHER POLICE	45	1	1	
7506	ASSISTING OTHER AGENCIES - ALL OTHERS	7	2		
7508	ASSIST POTTSTOWN POLICE	5			
8110	WARRANTS - MONTGOMERY COUNTY BENCH	7	1	1	
8114	WARRANTS - OTHER AUTHORITY-OTHER WARRANT	8	2	1	
8504	DEPARTMENTAL SERVICES - JAIL DUTY	40			
8518	DEPARTMENTAL SERVICES - RECORD CHECKS	1			
9100	CARD STRUCK WHEN NOT NEEDED	46			
CITT	TRAFFIC CITATION	115			
<b>Total Calls</b>		<b>2,321</b>			


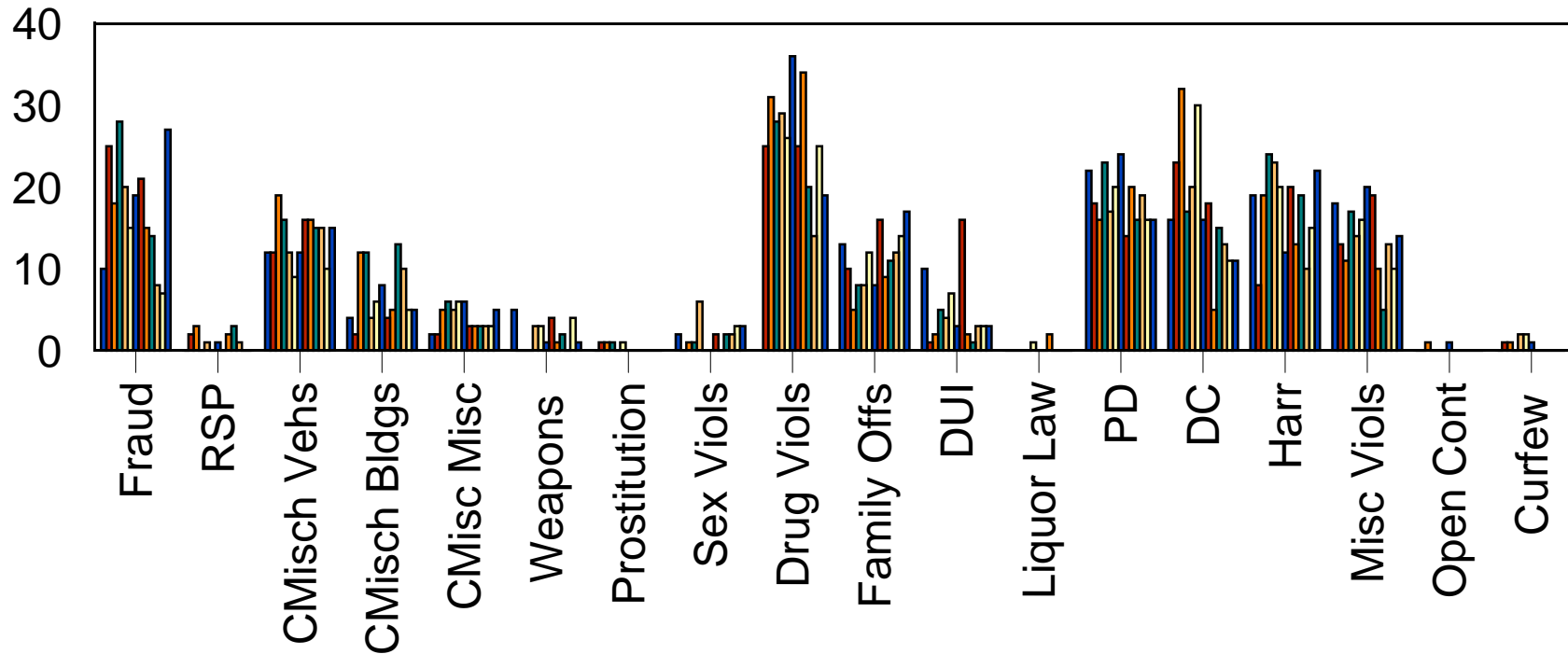
# Borough of Pottstown

## Part 1 Crimes - 12 Month Comparison



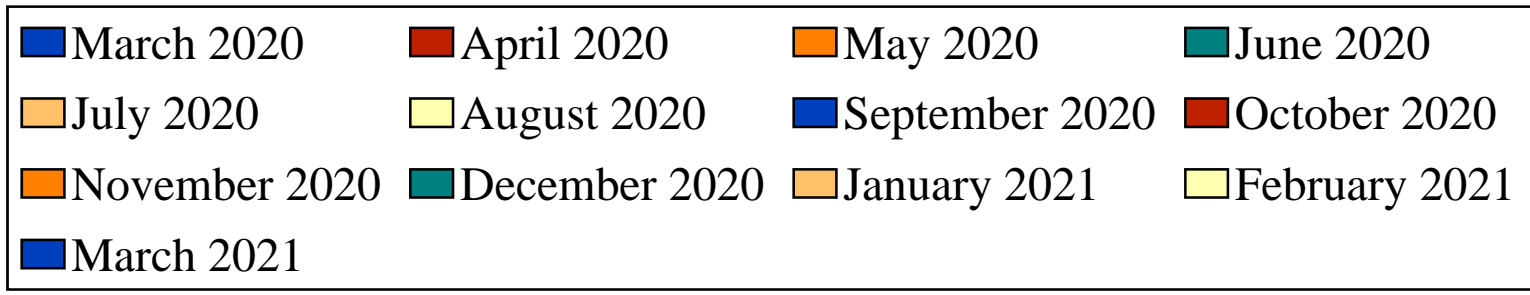
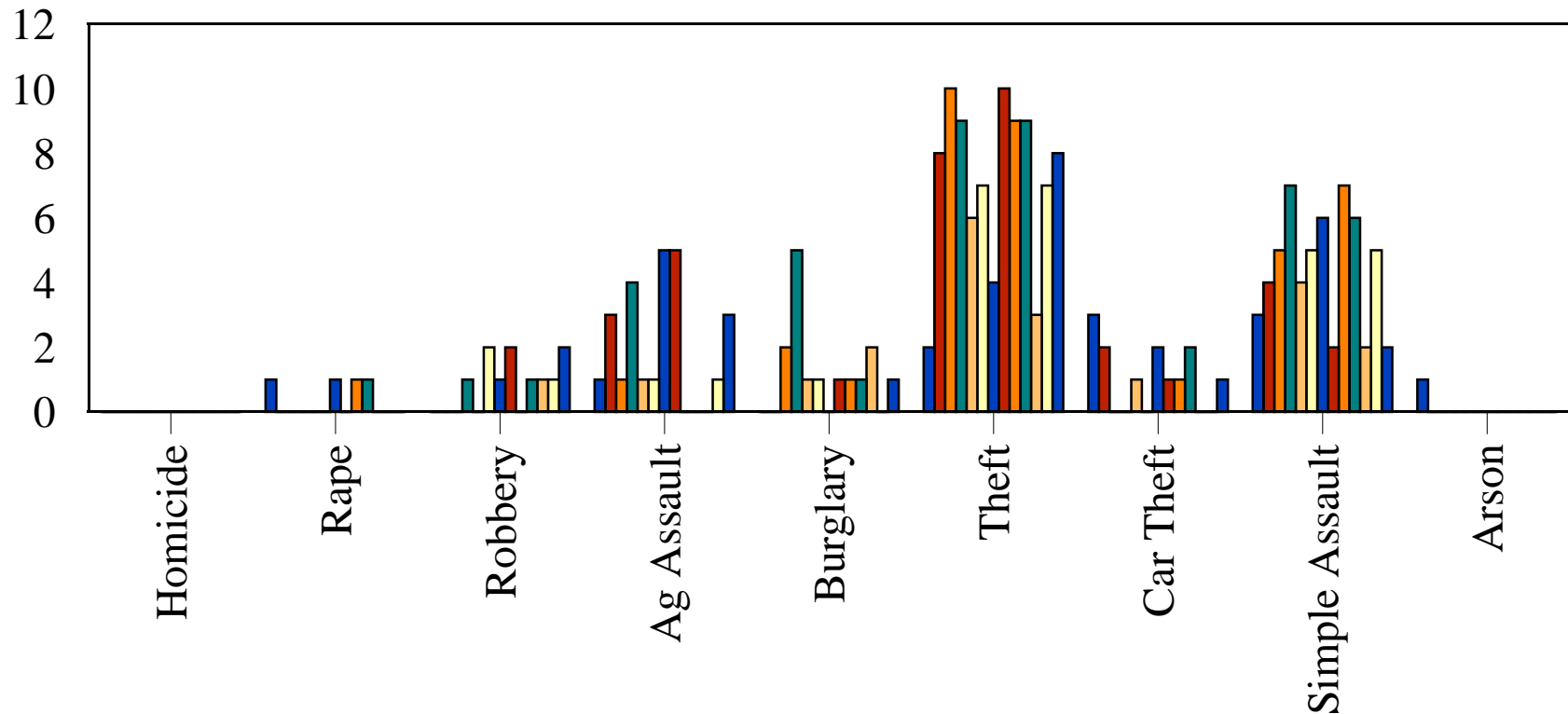
# Borough of Pottstown

## Part 2 Crimes - 12 Month Comparison



# Ward 1

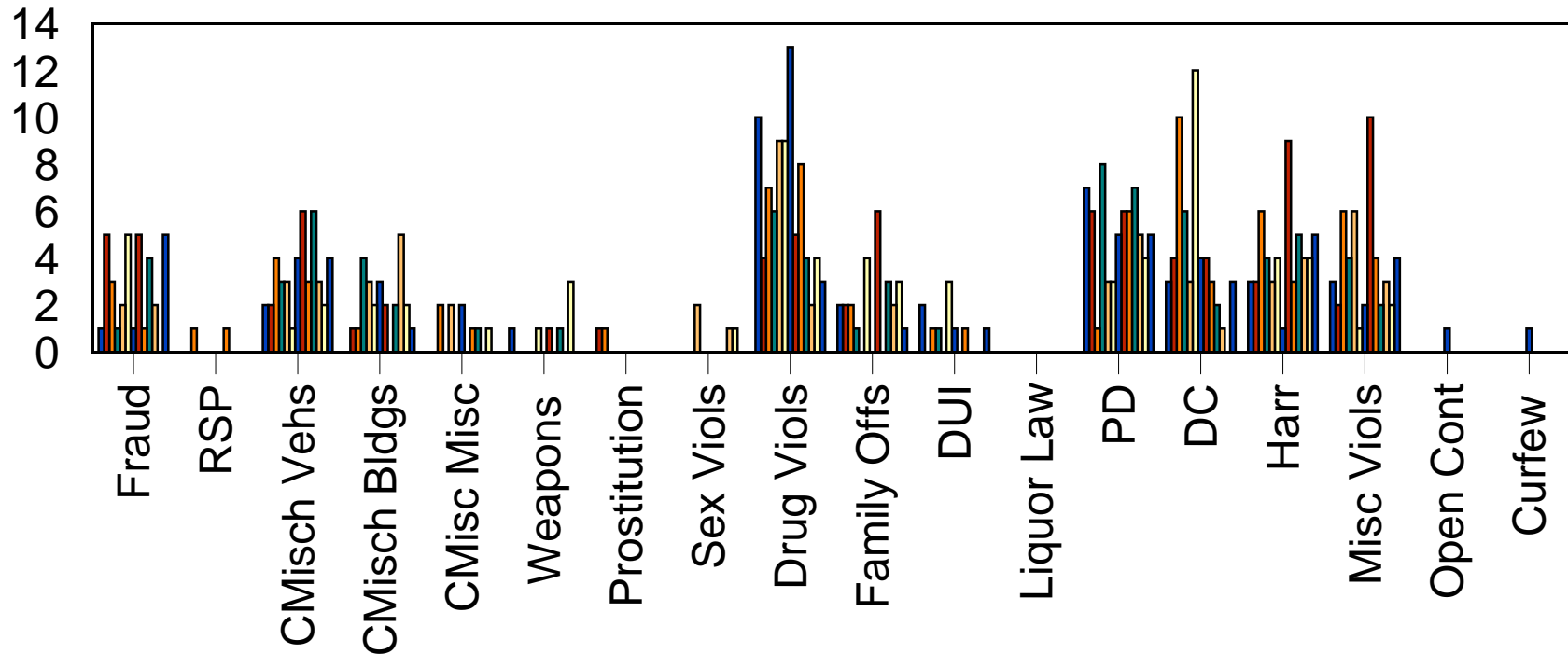
## Part 1 Crimes - 12 Month Comparison





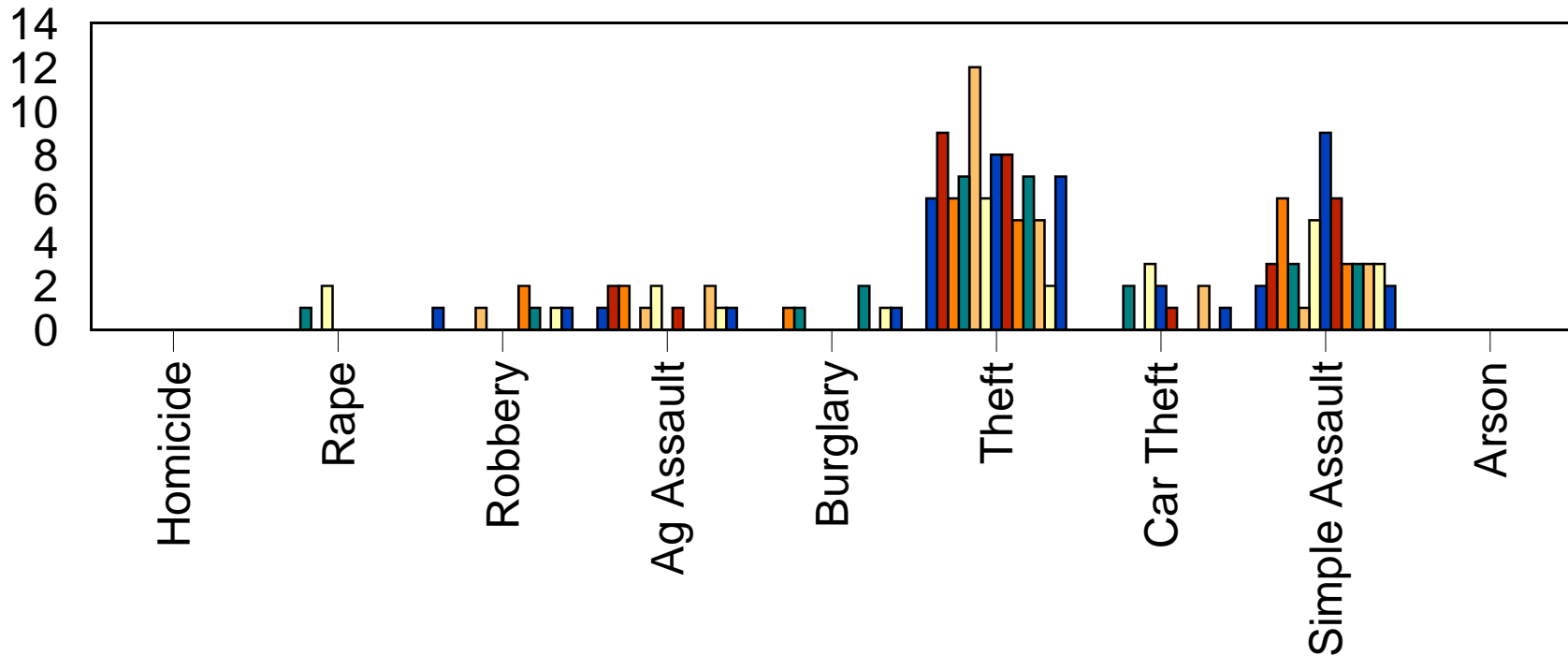
# Ward 1

## Part 2 Crimes - 12 Month Comparison



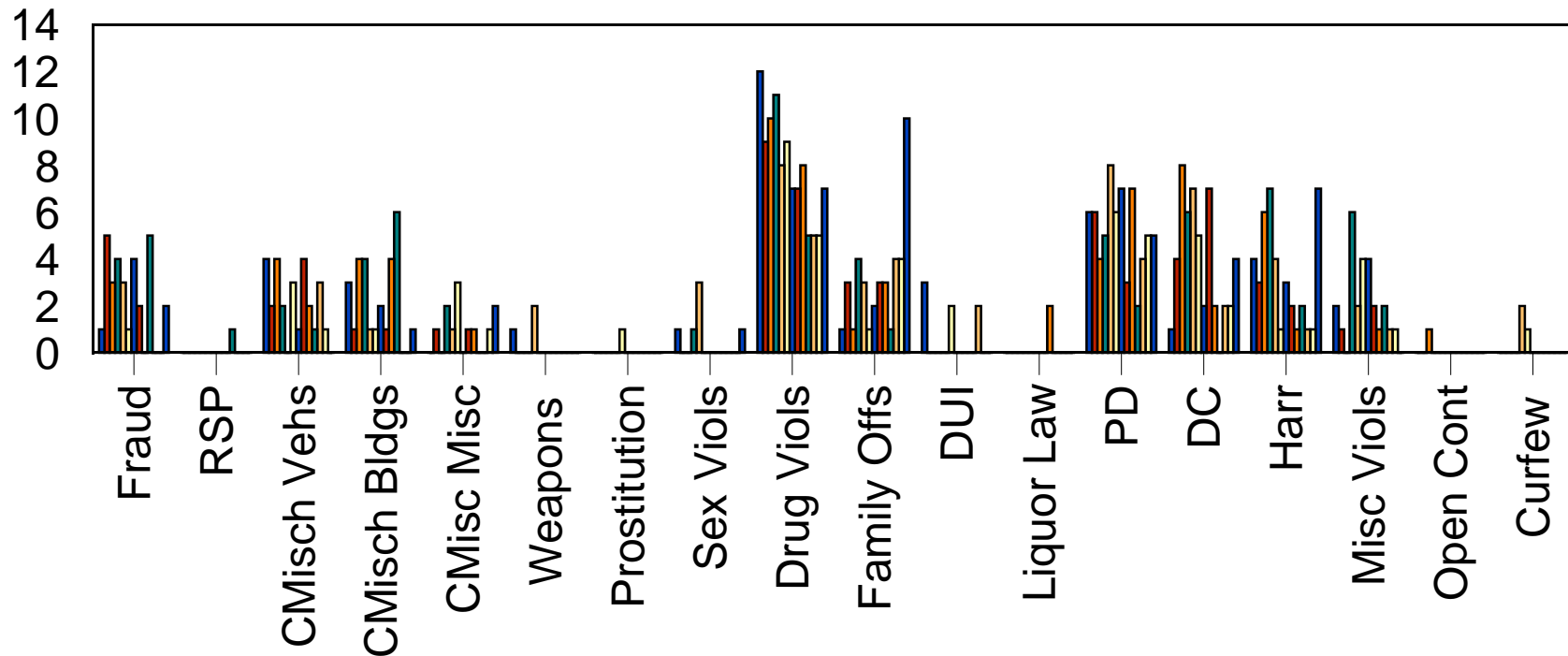
# Ward 2

## Part 1 Crimes - 12 Month Comparison



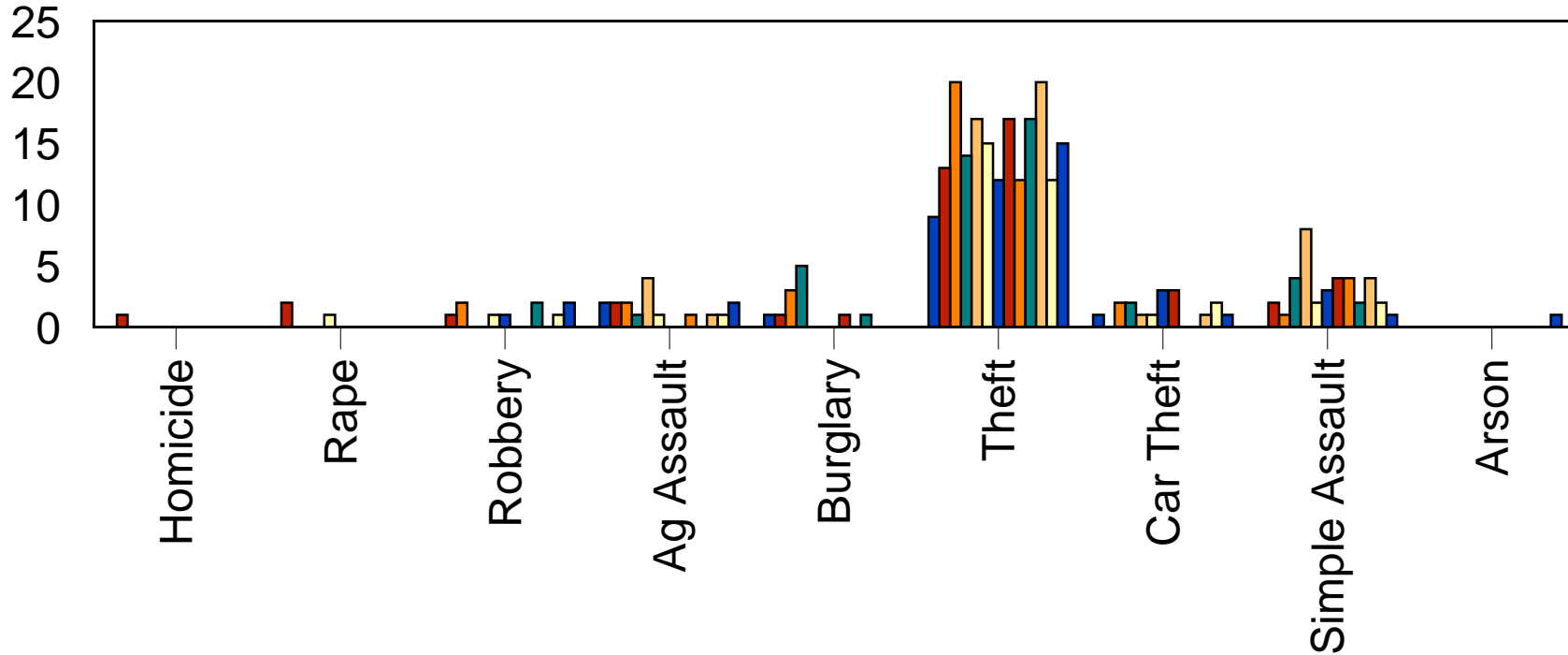
# Ward 2

## Part 2 Crimes - 12 Month Comparison



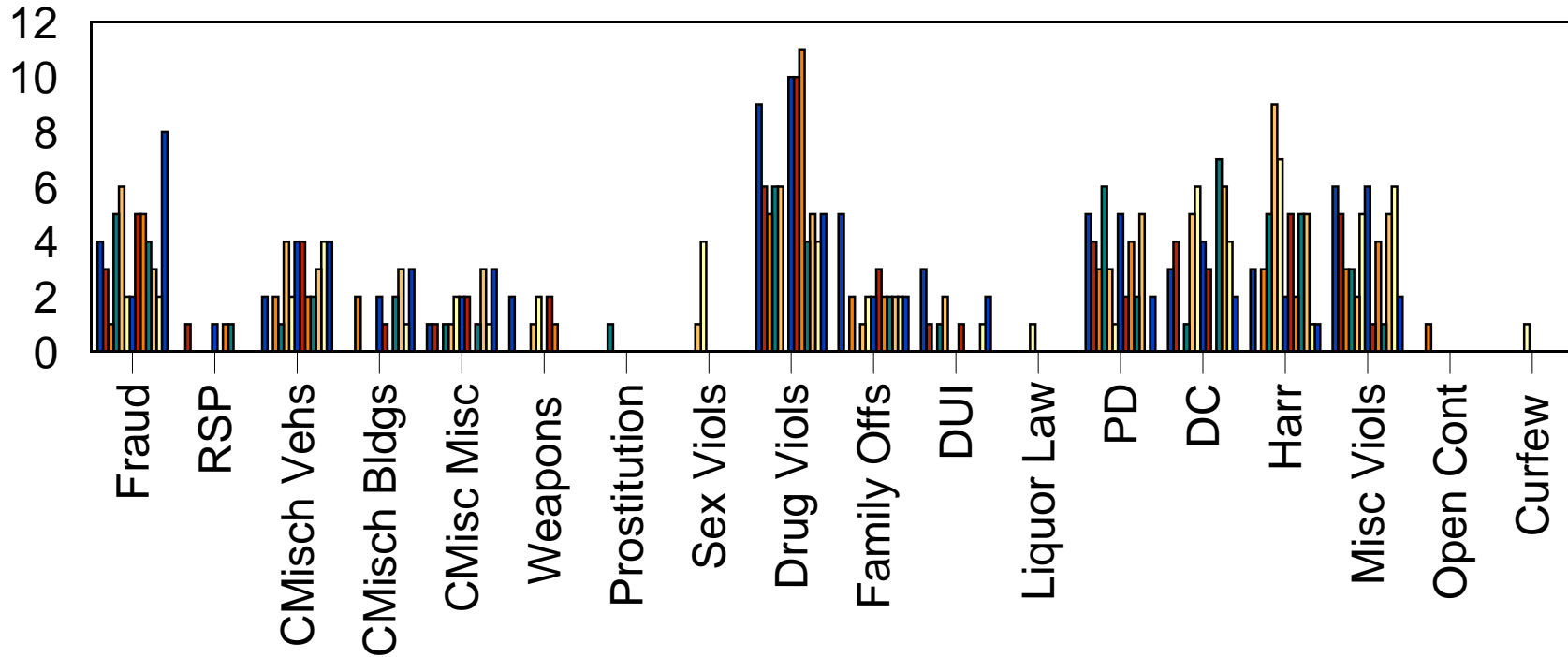
# Ward 3

## Part 1 Crimes - 12 Month Comparison



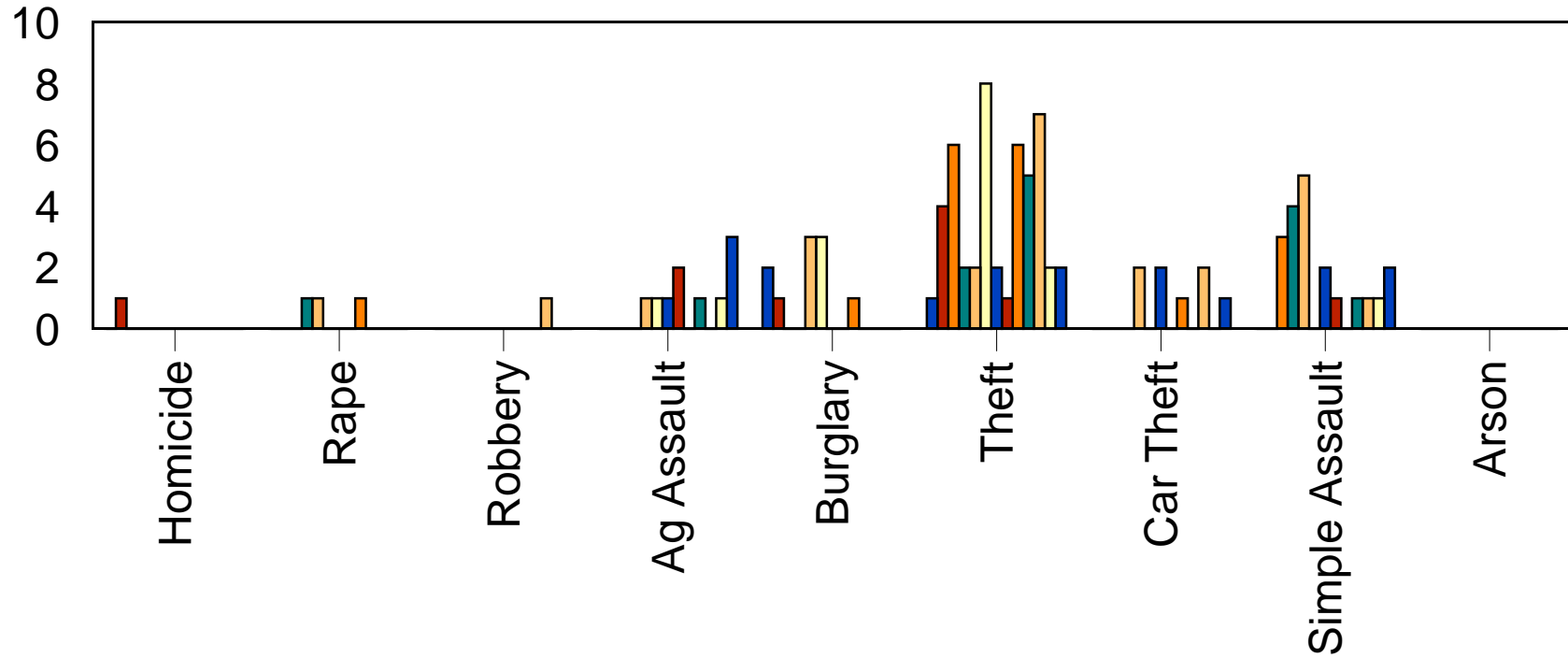
# Ward 3

## Part 2 Crimes - 12 Month Comparison




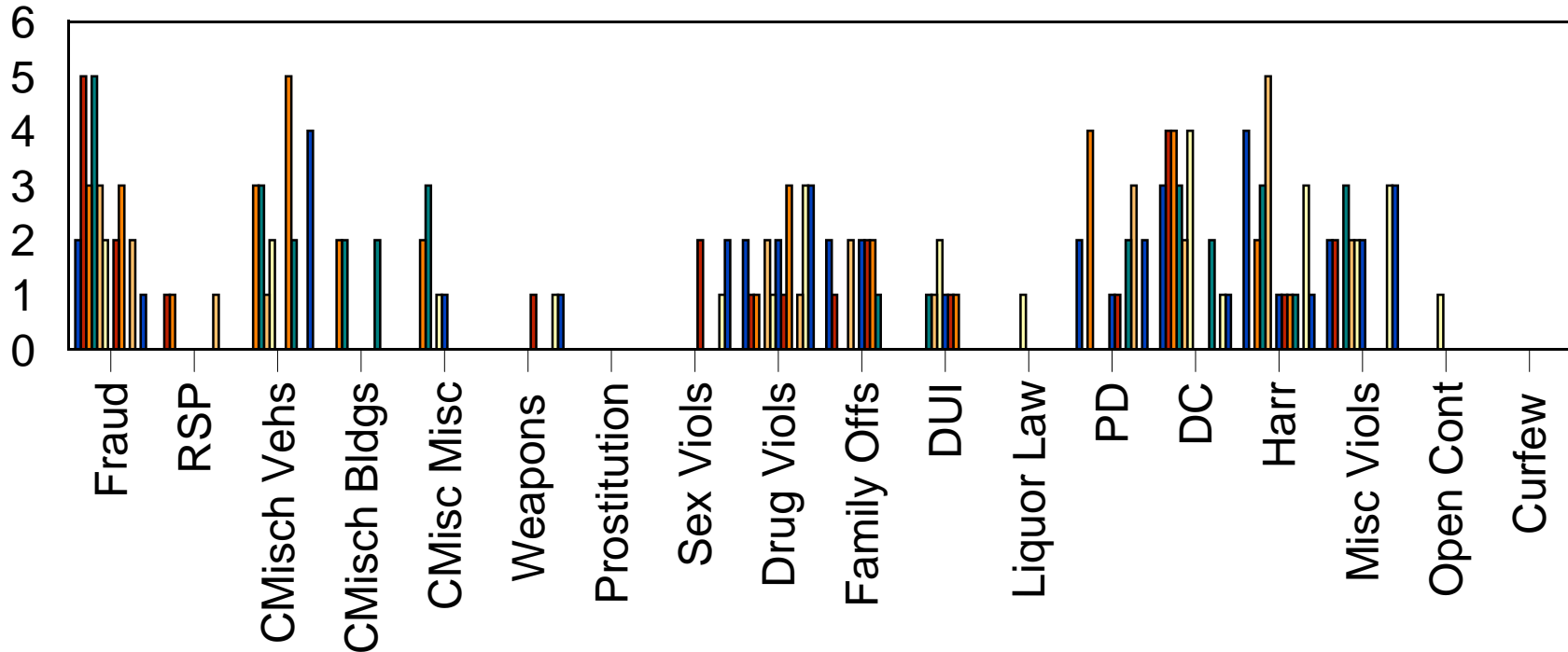
# Ward 4

## Part 1 Crimes - 12 Month Comparison



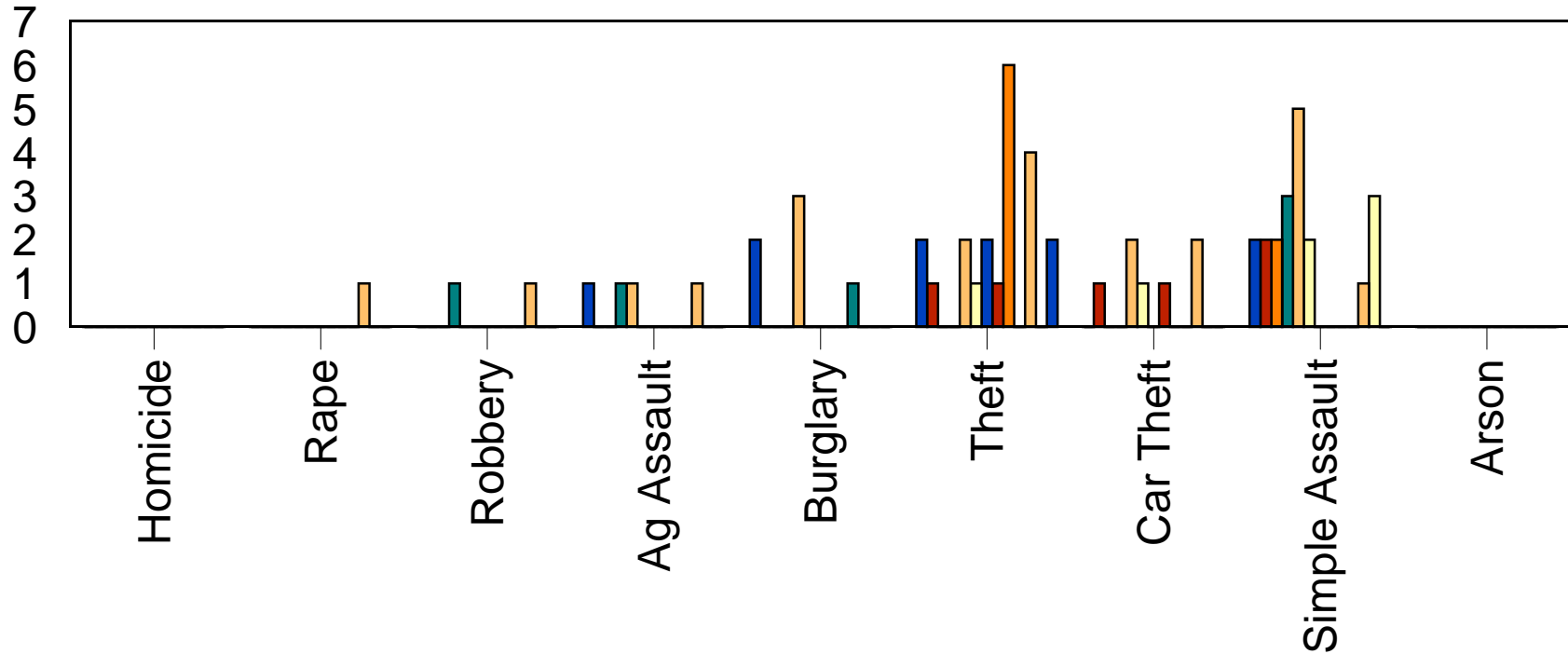
# Ward 4

## Part 2 Crimes - 12 Month Comparison



# Ward 5

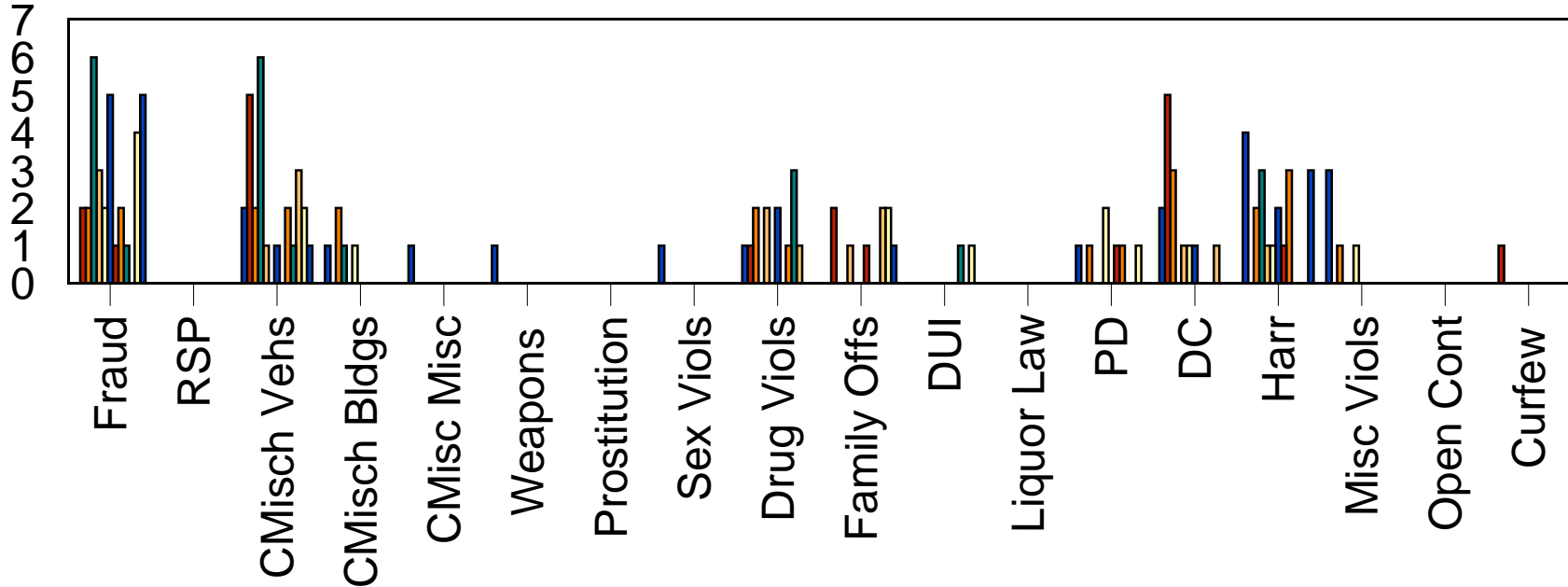
## Part 1 Crimes - 12 Month Comparison





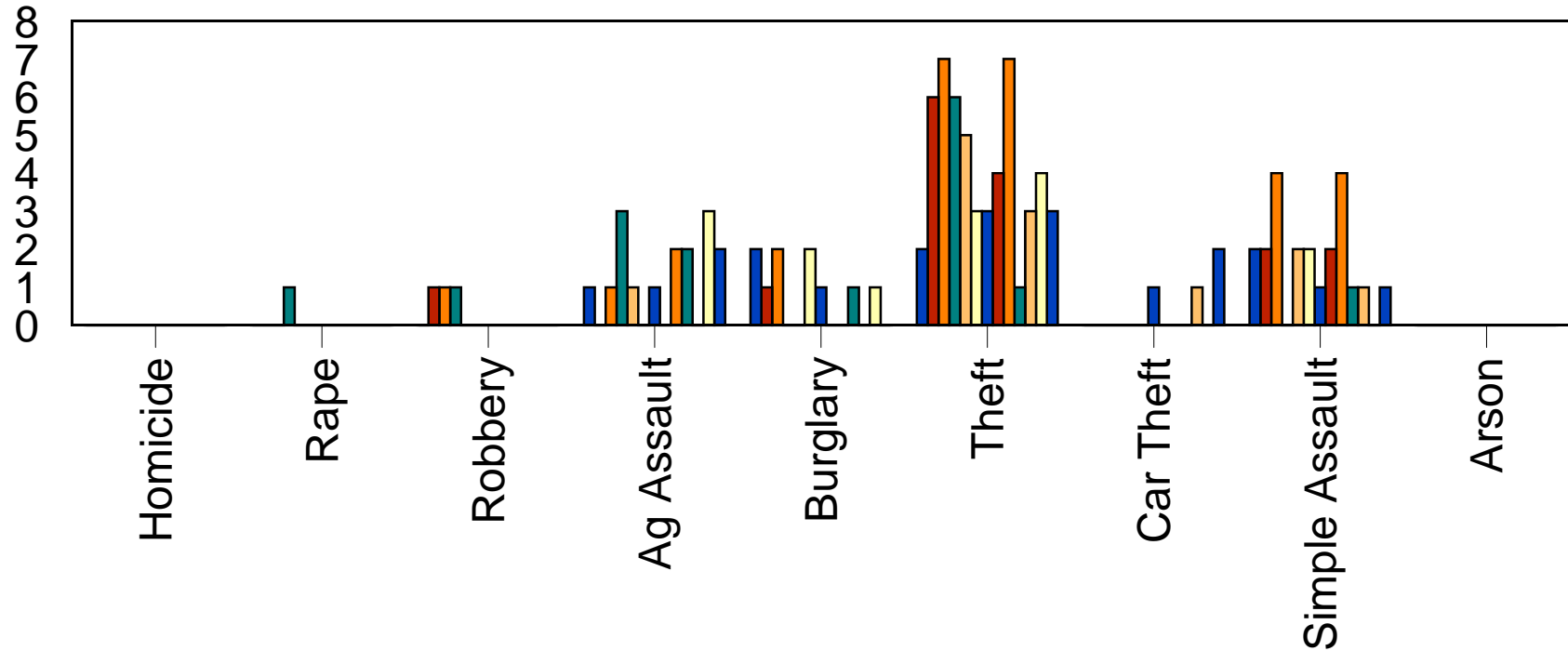
# Ward 5

## Part 2 Crimes - 12 Month Comparison



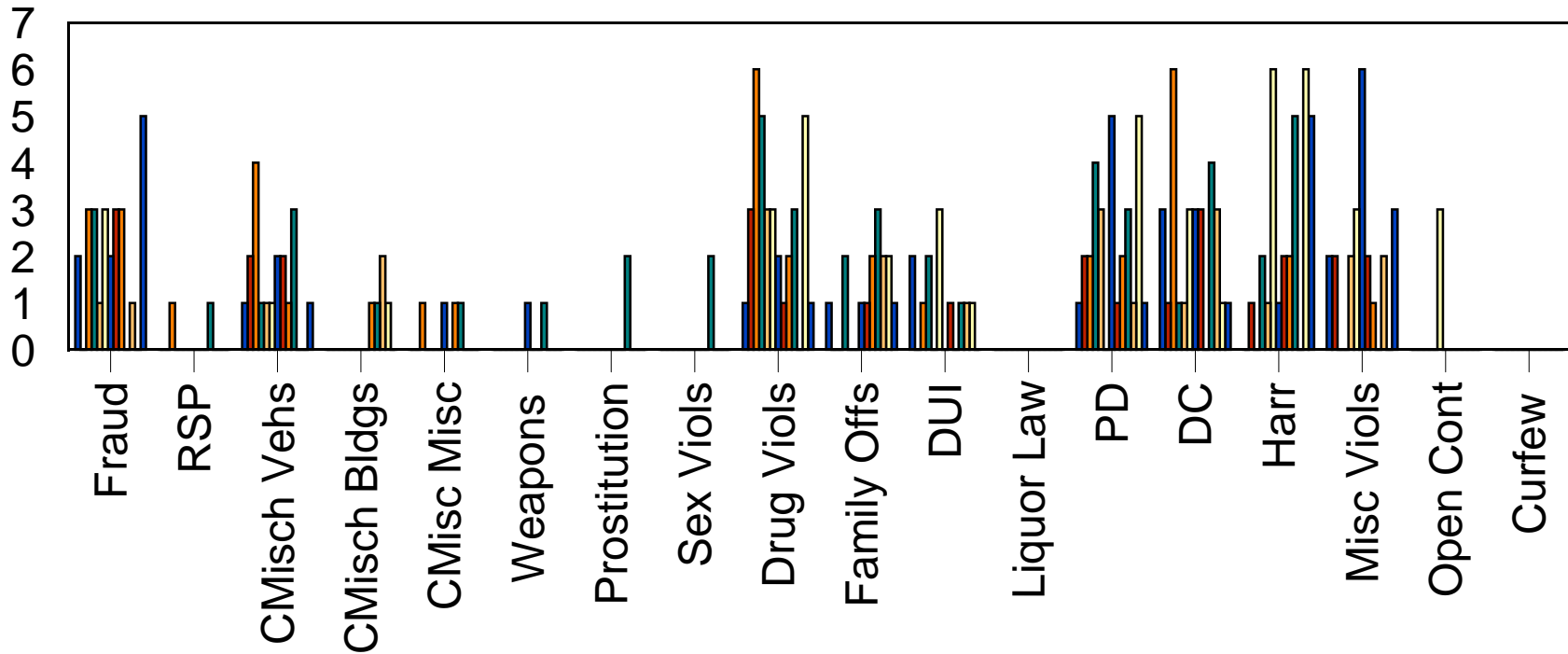
# Ward 6

## Part 1 Crimes - 12 Month Comparison



# Ward 6

## Part 2 Crimes - 12 Month Comparison



# Ward 7

## Part 1 Crimes - 12 Month Comparison

