

**POTTSTOWN POLICE DEPARTMENT  
MEMORANDUM**

DATE: January 20, 2021  
TO: BOROUGH COUNCIL  
FROM: Kevin Owens  
Department Administrative Manager  
REF: Monthly Report for December 2020

During December 2020, the Pottstown Police Department answered 1,884 calls for service. Of these calls 1,878 occurred in the Borough.

During the month we averaged 60.77 calls per day or 30.38 calls per 12 hour shift. For the year we have answered 25,317 calls. The daily average for the year is 69.36 calls per day or 34.68 calls per 12 hour shift.

During December 2019, we answered 2,033 calls. We answered 149 less calls this month than last December. This is an decrease of 8% from last year. For the year we have answered 342 more calls than this time in 2019. This is an increase of 1.35%

Cc Borough Manager  
Mayor  
Chief  
Lt. Long  
Lt. Morrisey  
All Personnel

<b>December 2020 Tally Sheet</b>									
<b>Code</b>	<b>Activity</b>	<b>1</b>	<b>2</b>	<b>3</b>	<b>4</b>	<b>5</b>	<b>6</b>	<b>7</b>	<b>Boro Total</b>
0100	Murder- Manslaughter	0	0	0	0	0	0	0	0
0200	Forcible Rape	1	0	0	0	0	0	0	1
0300	Robbery	1	1	2	0	0	0	0	4
0400	Aggravated Assault	0	0	0	1	0	2	0	3
0500	Burglary	1	2	1	0	1	1	1	7
0600	Theft	9	7	17	5	0	1	2	41
0700	Motor Vehicle Theft	2	0	0	0	0	0	1	3
0450	Assaults other	6	3	2	1	0	1	0	13
0900	Arson	0	0	0	0	0	0	0	0
1100	Fraud	4	5	4	0	1	0	0	14
1300	Rec Stolen Property	0	1	1	0	0	1	0	3
1410	Criminal Mischief Vehicles	6	1	2	2	1	3	0	15
1420	Criminal Mischief Buildings	2	6	2	2	0	1	0	13
1440	Criminal Mischief All Others	1	0	1	0	0	1	0	3
1500	Weapons Violation	1	0	0	0	0	1	0	2
1600	Prostitution	0	0	0	0	0	0	0	0
1700	Sex Offenses	0	0	0	0	0	2	0	2
1800	Narcotics Violations	4	5	4	0	3	3	1	20
2000	Offenses against Family	3	1	2	1	1	3	0	11
2100	DUI	0	0	0	0	0	1	0	1
2200	Liquor Law Violations	0	0	0	0	0	0	0	0
2300	Public Drunkenness	7	2	2	2	0	3	0	16
2400	Disorderly Conduct	2	0	7	2	0	4	0	15
2450	Harassment	5	2	5	1	0	5	1	19
2600	All other Violations	2	2	1	0	0	0	0	5
2691	Open Container Violations	0	0	0	0	0	0	0	0
2800	Curfew Violations	0	0	0	0	0	0	0	0
2900	Runaways	1	5	1	2	0	0	0	9
3600	Domestic Disturbances	22	26	33	9	15	9	7	121
3610	Other Disturbances	26	27	46	14	11	20	4	148
3810	False Alarms	3	14	15	5	2	7	2	48
3900	Traffic and Parking Problems	19	18	46	8	6	19	10	126
6001	Hit and Run Injury	0	0	0	1	0	0	0	1
6002	Death	0	0	1	0	0	0	0	1
6004	Property Damage	0	0	0	1	2	0	0	3
6005	Hit and Run	1	1	5	1	2	3	1	14
6006	Injury	1	0	4	1	0	0	0	6
6007	Pedestrian	0	0	0	0	0	0	1	1
6008	Non-Injury	5	3	10	3	0	5	3	29
6010	Others	0	0	0	0	0	0	0	0
6602	Abandoned vehicles	1	7	7	4	2	4	1	26
8000	Warrants served	1	4	5	0	0	1	1	12
Misc	All other calls for service	212	300	288	103	69	120	37	1129
	<b>Total calls 2020</b>	<b>349</b>	<b>444</b>	<b>511</b>	<b>170</b>	<b>116</b>	<b>221</b>	<b>73</b>	<b>1884</b>
	<b>Total calls 2019</b>	<b>323</b>	<b>496</b>	<b>517</b>	<b>179</b>	<b>157</b>	<b>235</b>	<b>126</b>	<b>2033</b>
	<b>Traffic Citations</b>								
	Speeding	0	0	4	0	0	0	0	4
	Other traffic citations	22	15	18	7	7	6	9	84
	<b>Increase or Decrease from 2019</b>	<b>26</b>	<b>-52</b>	<b>-6</b>	<b>-9</b>	<b>-41</b>	<b>-14</b>	<b>-53</b>	<b>-149</b>
	<b>Percent Increase or Decrease</b>	<b>8%</b>	<b>-12%</b>	<b>-1%</b>	<b>-5%</b>	<b>-35%</b>	<b>-6%</b>	<b>-73%</b>	<b>-8%</b>

# Calls for Service - by UCR Code

Incidents Reported Between 12/01/2020 and 12/31/2020

**POTTSTOWN BORO**



Code	Description	Primary Count	Secondary UCR Count		
			Code 2	Code 3	Code 4
0293	FORCIBLE FONDLING	1			
0312	ROBBERY-ARMED-HIJACKING	1			
0340	ROBBERY-STRONGARM	1			
0345	STRONG ARM - CHAIN STORE	1			
0348	STRONG ARM - MISC.	1			
0420	ASSAULT - KNIFE OR CUTTING INST	1			
0440	ASSAULT - ATROCIOUS- HANDS,FISTS,FEET	2			
0450	OTHER ASSAULTS - NOT AGGRAVATED	13	3		
0511	BURGLARY-FORCED ENTRY-RESIDENCE-NIGHT	2			
0512	BURGLARY-FORCED ENTRY-RESIDENCE-DAY	0	1		
0513	BURGLARY-FORCED ENTRY-RESIDNTL-TIME UNKN	1			
0522	UNLAWFUL ENTRY-NO FORCE-RESIDENCE-DAY	3			
0526	UNLAWFUL ENTRY-NO FORCE-NONRES.-UNKNOWN	1			
0613	THEFT-\$200 & OVER-RETAIL THEFT	3			
0614	THEFT-\$200 & OVER-FROM AUTO (EXCPT 0615)	4			
0617	THEFT-\$200 & OVER-FROM BUILDINGS	7	1		
0618	THEFT-\$200 & OVER-FROM COIN DEVICE	1		1	
0619	THEFT-\$200 & OVER-ALL OTHER	4			
0623	THEFT-\$50 TO \$200-RETAIL THEFT	1			
0624	THEFT-\$50 TO \$200-FROM AUTO (EXCPT 0625)	1			
0627	THEFT-\$50 TO \$200-FROM BUILDINGS	2			
0629	THEFT-\$50 TO \$200-ALL OTHER	4			
0633	THEFT-UNDER \$50-RETAIL THEFT	2			
0634	THEFT-UNDER \$50-FROM AUTO (EXCEPT 0635)	5			
0635	THEFT-UNDER \$50-AUTO PARTS & ACCESSORIES	2	1		
0637	THEFT - UNDER \$50 - FROM BUILDINGS	1			
0639	THEFT-UNDER \$50-ALL OTHER	2			
0643	THEFT-ATTEMPTED-RETAIL THEFT	1			
0644	THEFT-ATTEMPTED-FROM AUTO (EXCEPT 0645)	1			
0710	MOTOR VEHICLE THEFT-AUTO	0	2		
0711	M.V. THEFT-AUTOS-STREET-COMMERCIAL AREA	1			
0712	M.V. THEFT - STREET - RESIDENTIAL AREA	2	1	1	
0740	MOTOR VEHICLE THEFT-ATTEMPTED-AUTO	0	1		
1100	FRAUD	7	2		
1110	FRAUD - BAD CHECKS	2			
1120	FRAUD - CREDIT CARDS	2	1		
1130	FRAUD - ALL OTHER (FLIM FLAM, CONFIDENCE	3			
1300	STOLEN PROPERTY-RECEIVING,POSSESSING,ETC	1			
1331	STOLEN PROP.-POSSESSING - MOTOR VEHICLE	1			
1390	STOLEN PROPERTY - REPORTS (RECOVERY)	1			
1410	CRIMINAL MISCHIEF TO AUTOMOBILES	15	2		
1420	CRIMINAL MISCHIEF TO PRIVATE BUILDINGS	11	1	1	
1430	CRIMINAL MISCHIEF - PUBLIC BUILDINGS	2	1		
1440	CRIMINAL MISCHIEF - ALL OTHER	3	2		1
1500	WEAPONS-CARRYING,POSSESSING,ETC.	0	2	1	
1531	WEAPONS - POSSESSION - FIREARMS	2	1		
1720	SEX OFFENSES - INDECENT EXPOSURE	1			
1790	SEX OFFENSES - REPORTS	1			

# Calls for Service - by UCR Code

Incidents Reported Between 12/01/2020 and 12/31/2020

**POTTSTOWN BORO**



Code	Description	Primary Count	Secondary UCR Count		
			Code 2	Code 3	Code 4
1811	NARCOTICS-SALE-MORPHINE,HEROIN,COCAINE	4	1		
1812	NARCOTICS-SALE-MARIJUANA, HASHISH, ETC.	0		1	
1831	NARCOTICS-POSSESSION-MORP,HEROIN,COCAIN	2			
1832	NARCOTICS-POSSESSION-MARIJUANA,ETC.	6		1	
1833	NARCOTICS-POSSESSION-SYNTHETIC NARCOTIC	6			
1834	NARCOTICS-POSSESSION-OTHER DANGEROUS	2			
2000	OFFENSES AGAINST FAMILY & CHILDREN	1	2		
2001	CHILD LINE REPORTS	10			
2111	DRIVING UNDER THE INFLUENCE - ALCOHOL	1			
2121	DRIVE UNDER INFLUENCE - DRUGS	0	1		
2300	PUBLIC DRUNKENNESS	16			
2400	DISORDERLY CONDUCT	4	1		
2410	HARASSMENT BY COMMUNICATION	5			
2430	DISORDERLY CONDUCT - DRUGS	4	1		
2440	DISORDERLY CONDUCT-DISTURBING THE PEACE	2			
2450	HARASSMENT	19	4		
2600	ALL OTHER CRIMES CODE VIOLATIONS	1	1	1	
2639	ALL OTHERS - ILLEGAL DUMPING	3			
2640	ALL OTHER ORDINANCE VIOLATIONS	1			
2660	ALL OTHER OFFENSES - TRESPASSING	0	4	2	
2900	LOST/MISSING PERSONS	4			
2910	LOST/MISSING PROPERTY	3			
2990	RUNAWAYS - (JUVENILE) - REPORTS	2			
3000	FOUND/RECOVERED PROPERTY	22	1		
3320	DOA	3			
3321	DOA - OVERDOSE	2			
3330	NALOXONE USE/OVERDOSE	8	2		
3400	MENTAL HEALTH	27	2		
3410	INVOLUNTARY COMMITMENT	3			
3420	VOLUNTARY COMMITMENT	5			
3500	SUSPICIOUS PERSONS,AUTOS,CIRCUMSTANCES	196			
3600	DISTURBANCES-DOMESTIC	121	31	8	2
3610	DISTURBANCES-JUVENILE	5			
3620	DISTURBANCES-OTHER (FIGHTS,DISPUTES,ETC)	97			
3630	LOUD MUSIC DISTURBANCE	34			
3640	ANIMAL COMPLAINTS-BARKING DOGS(FOUNDED)	2			
3660	PFA SERVICE	8			
3670	PFA SERVICE WEAPON RELINQUISHMENT	2			
3800	SERVICE CALL-MISCELLANEOUS	91	2		
3810	SERVICE CALL-ALARMS-UNFOUNDED-EXCPT FIRE	48			
3820	SERVICE CALL-ASSIST MOTORIST/DISABLE VEH	1			
3840	FIRES (INCLUDING ALARMS-FOUNDED/UNFOUND)	15			
3860	SERVICE CALL-LOCKOUTS (VEHICLE/BLDG)	1			
3870	MEDICAL EMERGENCY	102	1	1	
3881	MEDICAL EMERGENCY-OVERDOSE	9	8	2	
3900	TRAFFIC & PARKING PROBLEMS	126			
4014	NON-CRIMINAL-INVESTIGATE OPEN DOOR,ETC.	2			
4024	NON-CRIMINAL - WATER LEAKS,MAINS, ETC.	2			

# Calls for Service - by UCR Code

Incidents Reported Between 12/01/2020 and 12/31/2020

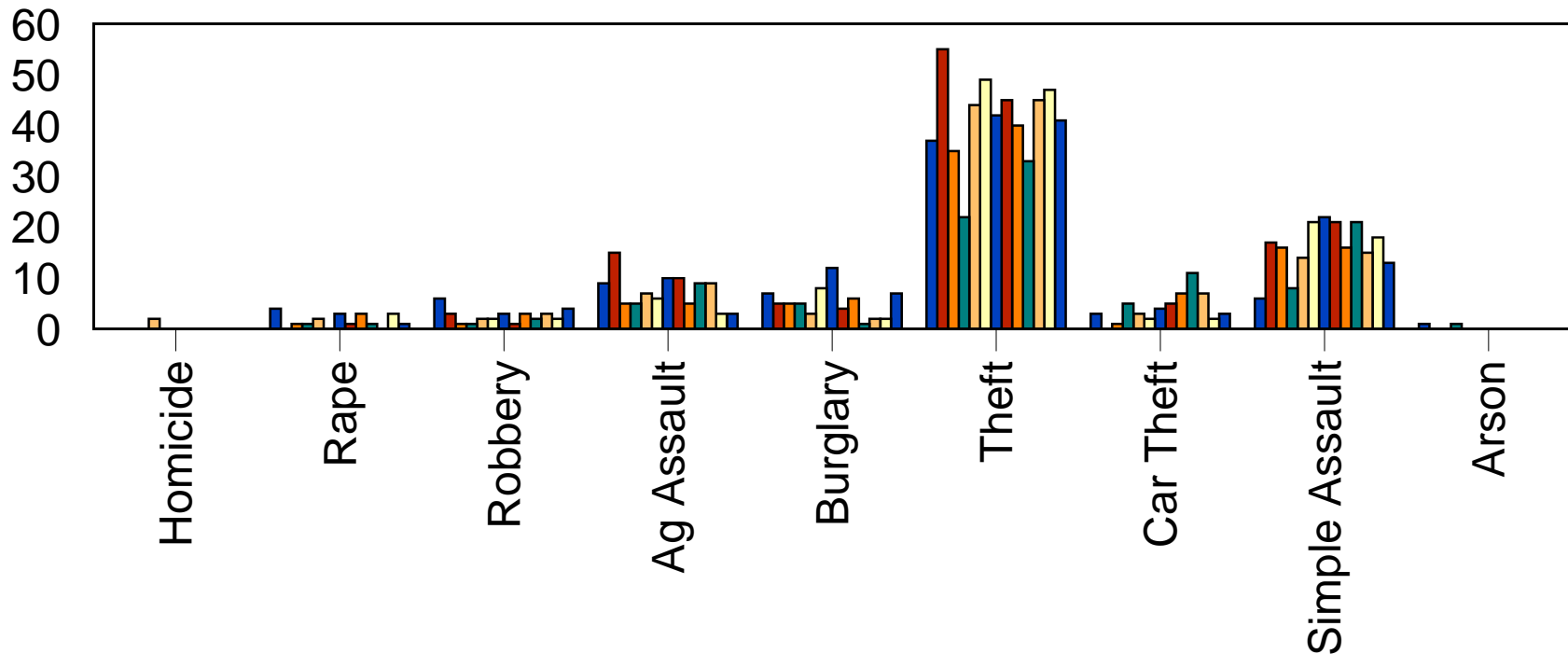
**POTTSTOWN BORO**



Code	Description	Primary Count	Secondary UCR Count		
			Code 2	Code 3	Code 4
4027	911 HANGUPS-UNFOUNDED	12			
4028	NON-CRIMINAL-OTHER INVESTIGATIONS	63			
4029	GUNSHOTS	3		1	
5002	LOST & FOUND - FOUND ANIMAL	1			
5004	LOST & FOUND - FOUND ARTICLES	1			
5008	LOST & FOUND - LOST ARTICLES	1			
5100	JUVENILE	9			
5105	INFORMATION	1			
5502	ANIMAL COMPLAINTS - BARKING DOGS(UNF)	3			
5504	ANIMAL COMPLAINTS - DOG BITES	2			
5506	ANIMAL COMPLAINTS - STRAY ANIMALS	25			
5510	ANIMAL COMPLAINTS - OTHER	7			
5590	ANIMAL COMPLAINTS - REPORTS	2			
6001	TRAFFIC ACCIDENT-HIT AND RUN-INJURY	1			
6002	TRAFFIC ACCIDENT INVOLVING DEATH	1			
6004	TRAFFIC ACC. INVOLVING PROPERTY DAMAGE	3			
6005	TRAFFIC ACCIDENT- HIT AND RUN	14			
6006	TRAFFIC ACCIDENT INVOLVING INJURY	6			
6007	TRAFFIC ACCIDENT-PEDESTRIAN	1			
6008	ACCIDENT INVOLVING NONINJURY	29			
6350	TRAFFIC ENFORCEMENT-PATROL	2			
6602	TRAFFIC RELATED -IMPOUNDED,ABANDON M.V.	26			
6605	TRAFFIC RELATED-UNFOUND ACCIDENT	2			
6613	TRAFFIC RELATED-SEIZED REG OR LICENSE	1	2		1
7002	BUILDING CHECKS - OFFICER INITIATED	199			
7003	BUILDING CHECK BUSINESS	182			
7008	PUBLIC SERVICES - MEDICAL ASSISTANCE	2			
7012	PUBLIC SERVICES - BANK ESCORTS, ETC.	1			
7014	PUBLIC SERVICE - OTHERS (OFFICER ASSIST)	1			
7502	ASSIST OTHER AGENCIES - FIRE DEPT.	23			
7504	ASSIST OTHER AGENCIES - OTHER POLICE	33	1		
7506	ASSISTING OTHER AGENCIES - ALL OTHERS	2			
7508	ASSIST POTTSTOWN POLICE	7			
7510	LIVE SCAN	3			
8110	WARRANTS - MONTGOMERY COUNTY BENCH	6			
8114	WARRANTS - OTHER AUTHORITY-OTHER WARRANT	6	1		
8504	DEPARTMENTAL SERVICES - JAIL DUTY	14			
8518	DEPARTMENTAL SERVICES - RECORD CHECKS	2			
9100	CARD STRUCK WHEN NOT NEEDED	38			
CITT	TRAFFIC CITATION	59			
	<b>Total Calls</b>	<b>1,946</b>			


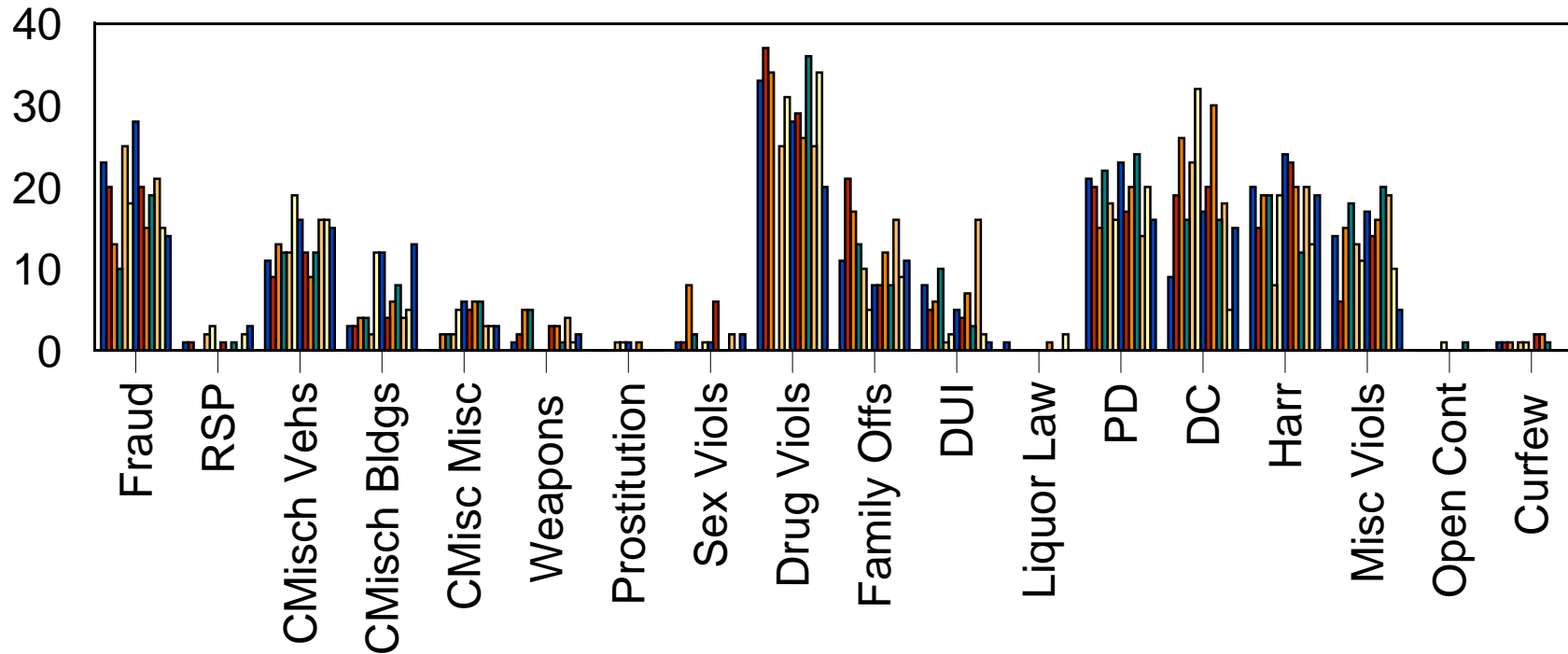
# Borough of Pottstown

## Part 1 Crimes - 12 Month Comparison




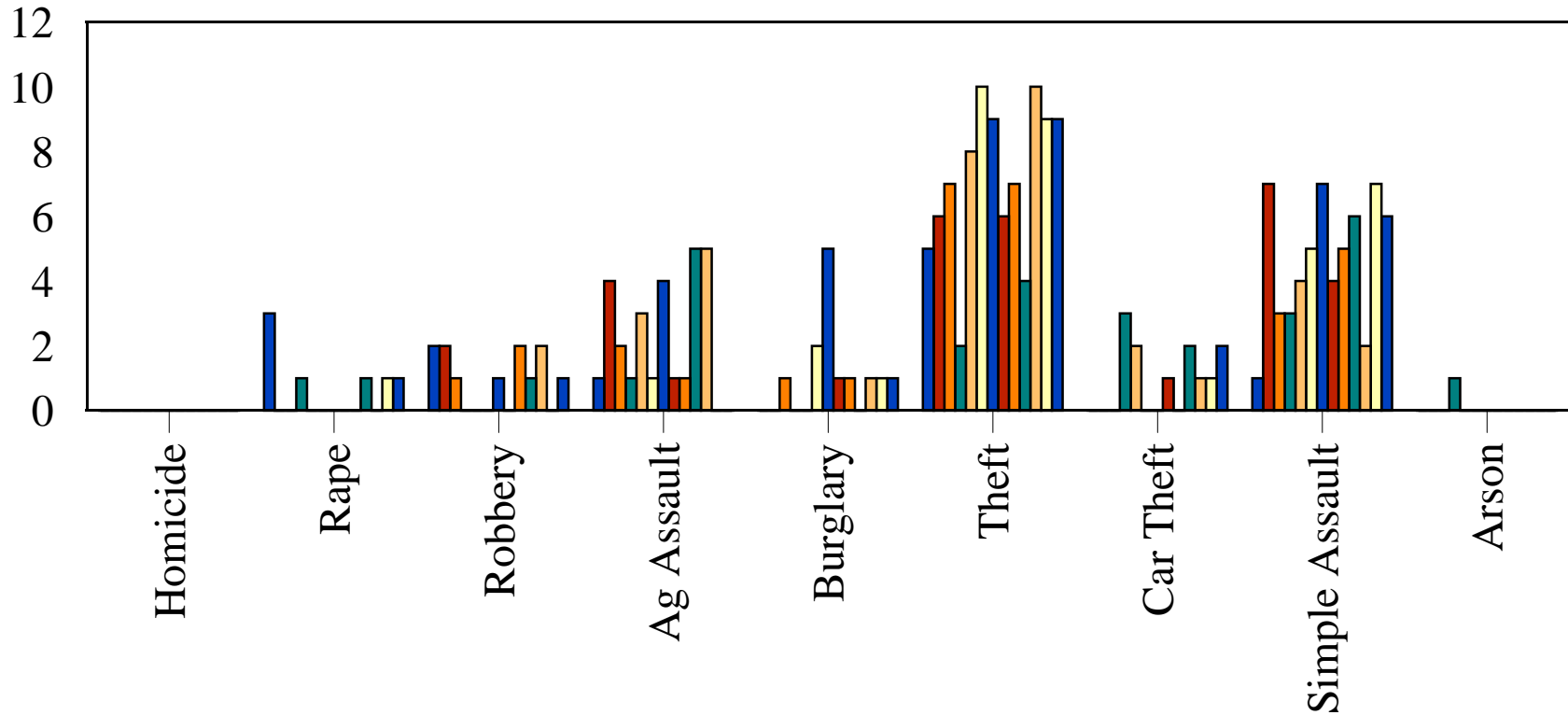
# Borough of Pottstown

## Part 2 Crimes - 12 Month Comparison



# Ward 1


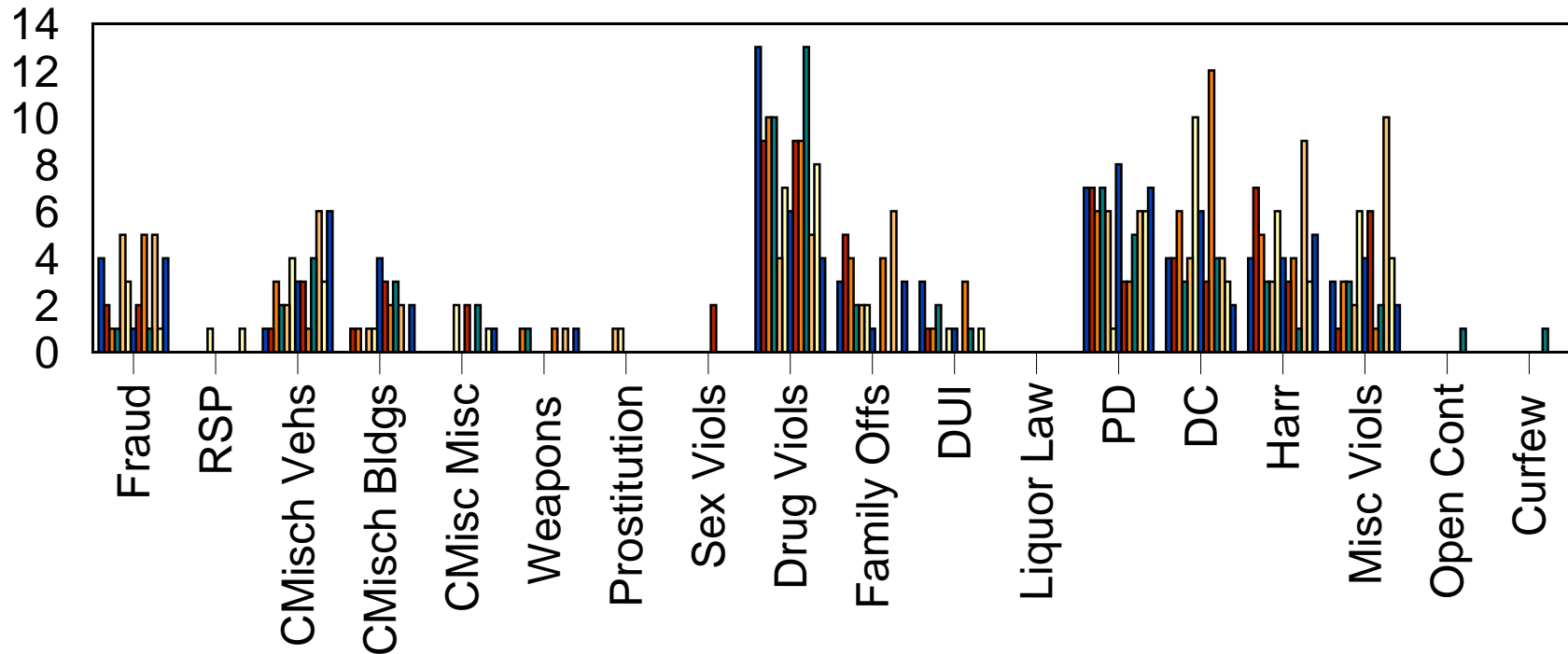
## Part 1 Crimes - 12 Month Comparison





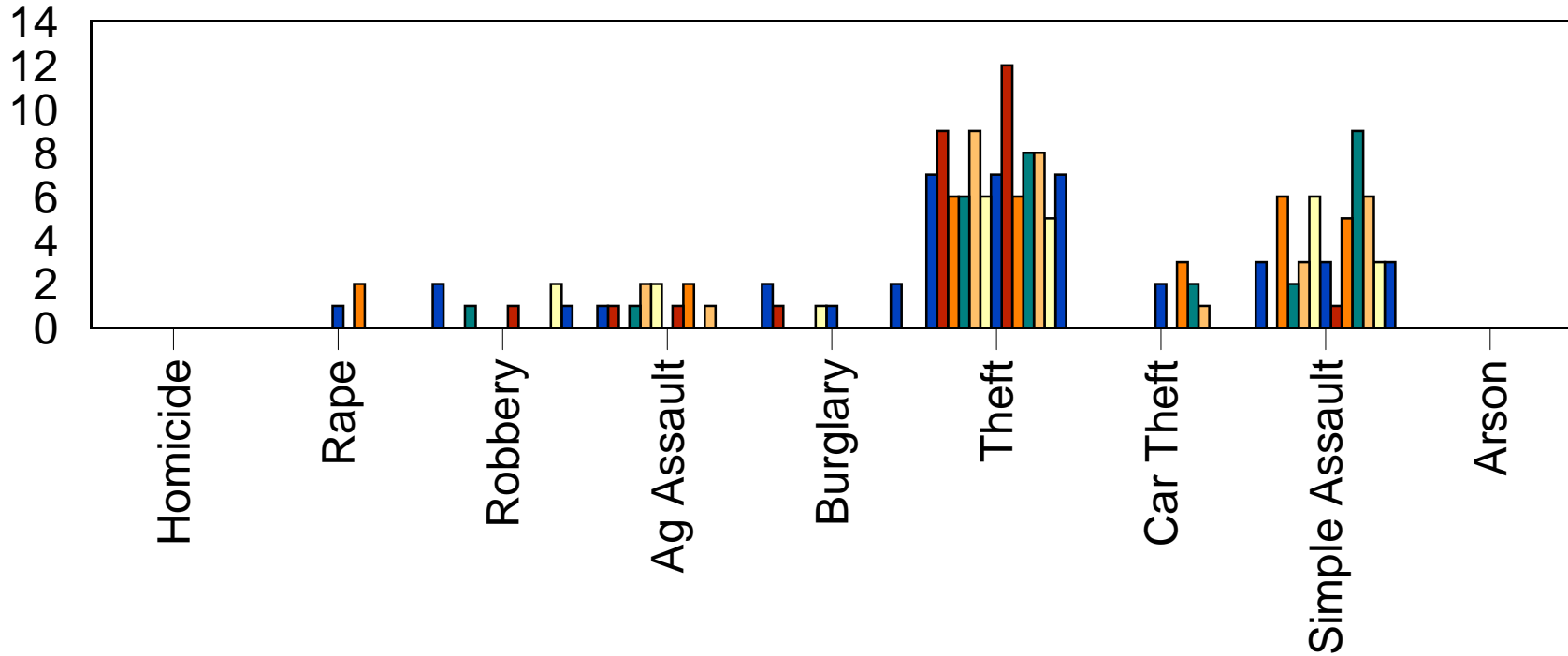
# Ward 1

## Part 2 Crimes - 12 Month Comparison



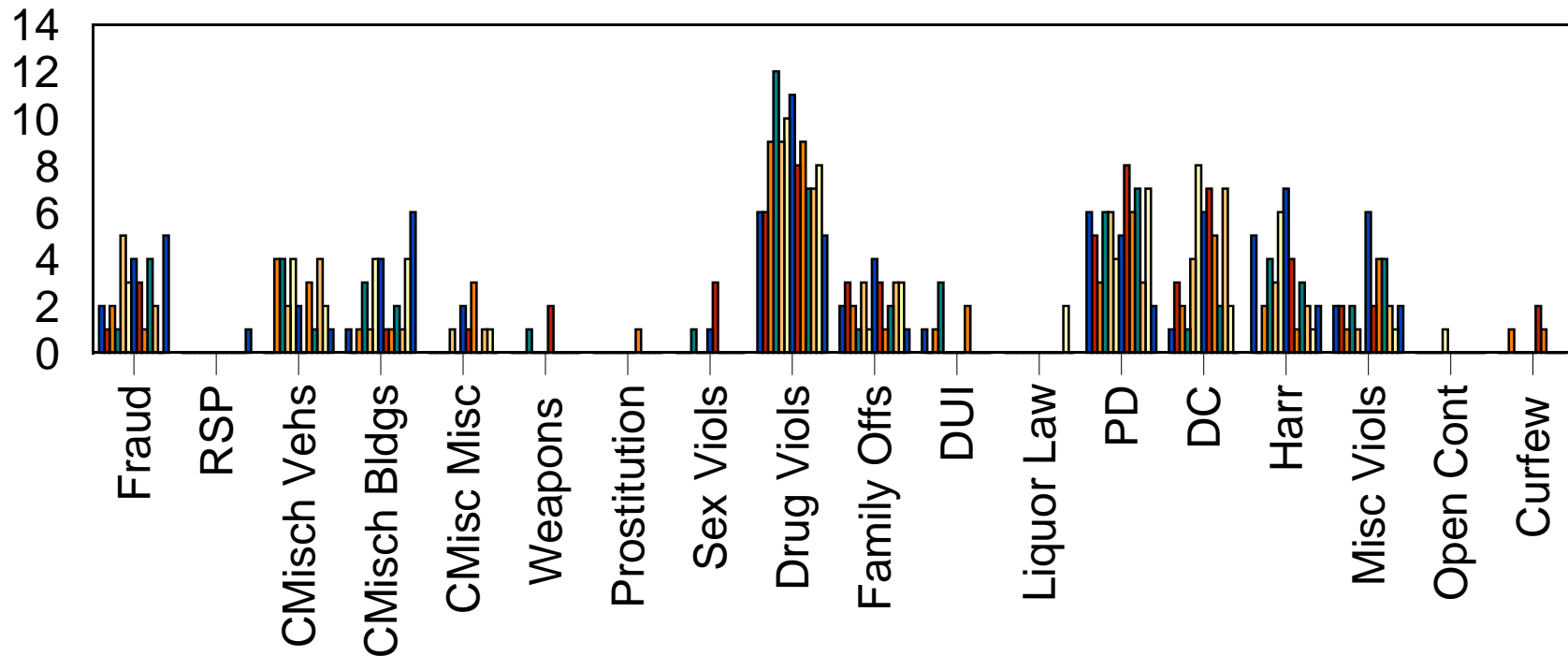
# Ward 2

## Part 1 Crimes - 12 Month Comparison



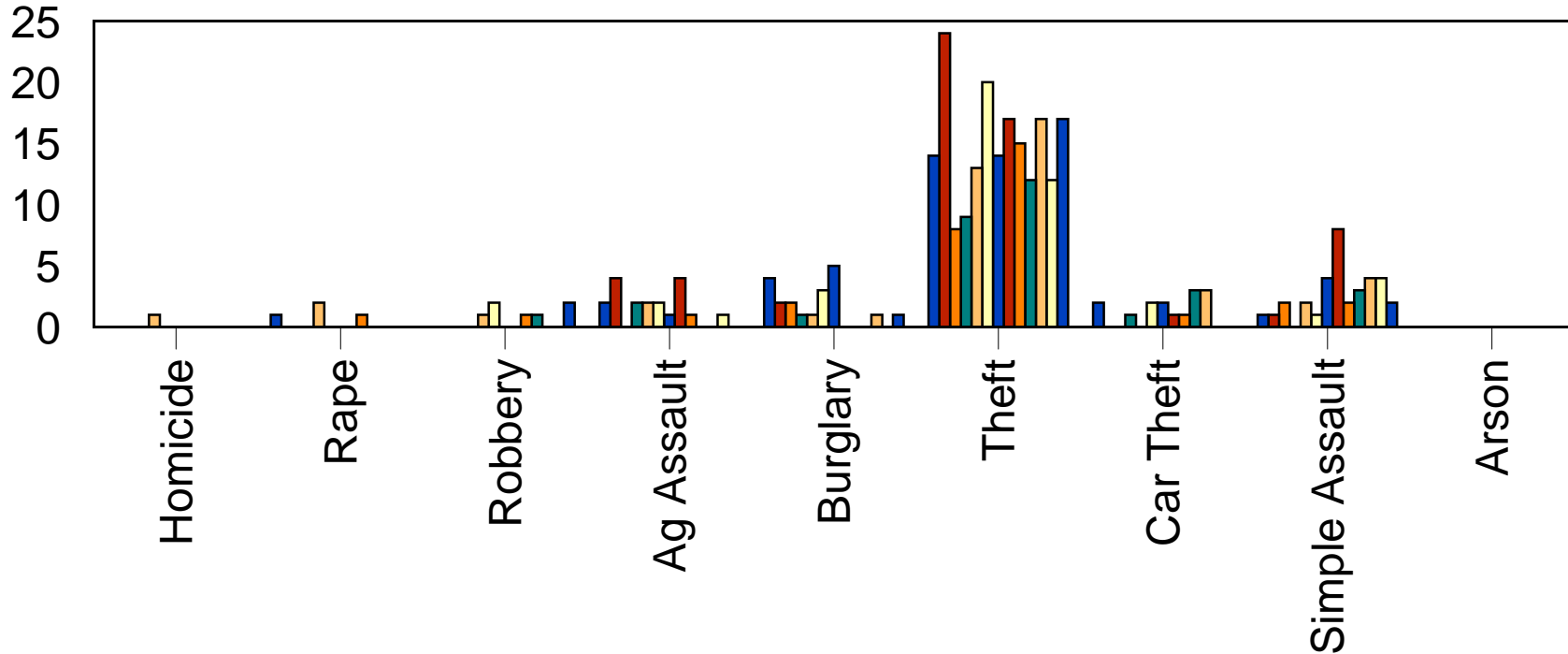
# Ward 2

## Part 2 Crimes - 12 Month Comparison



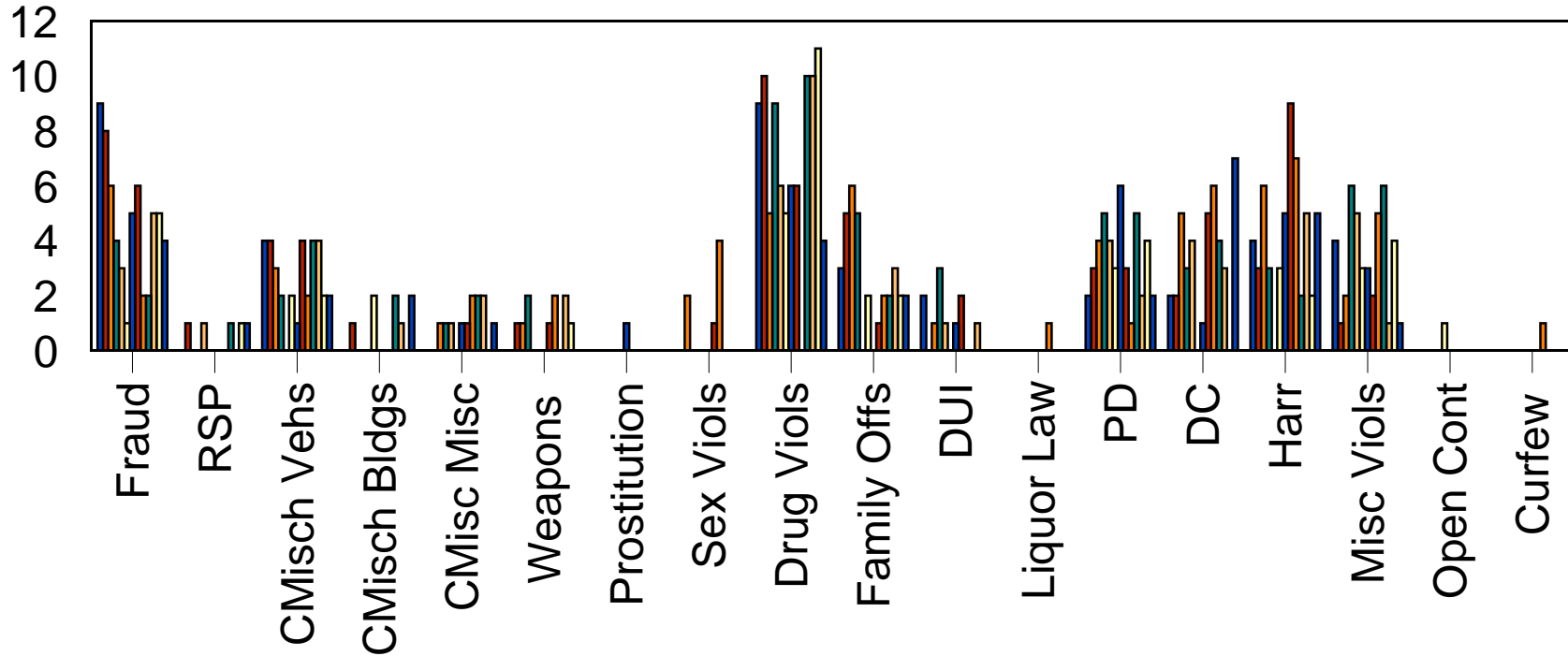
# Ward 3

## Part 1 Crimes - 12 Month Comparison



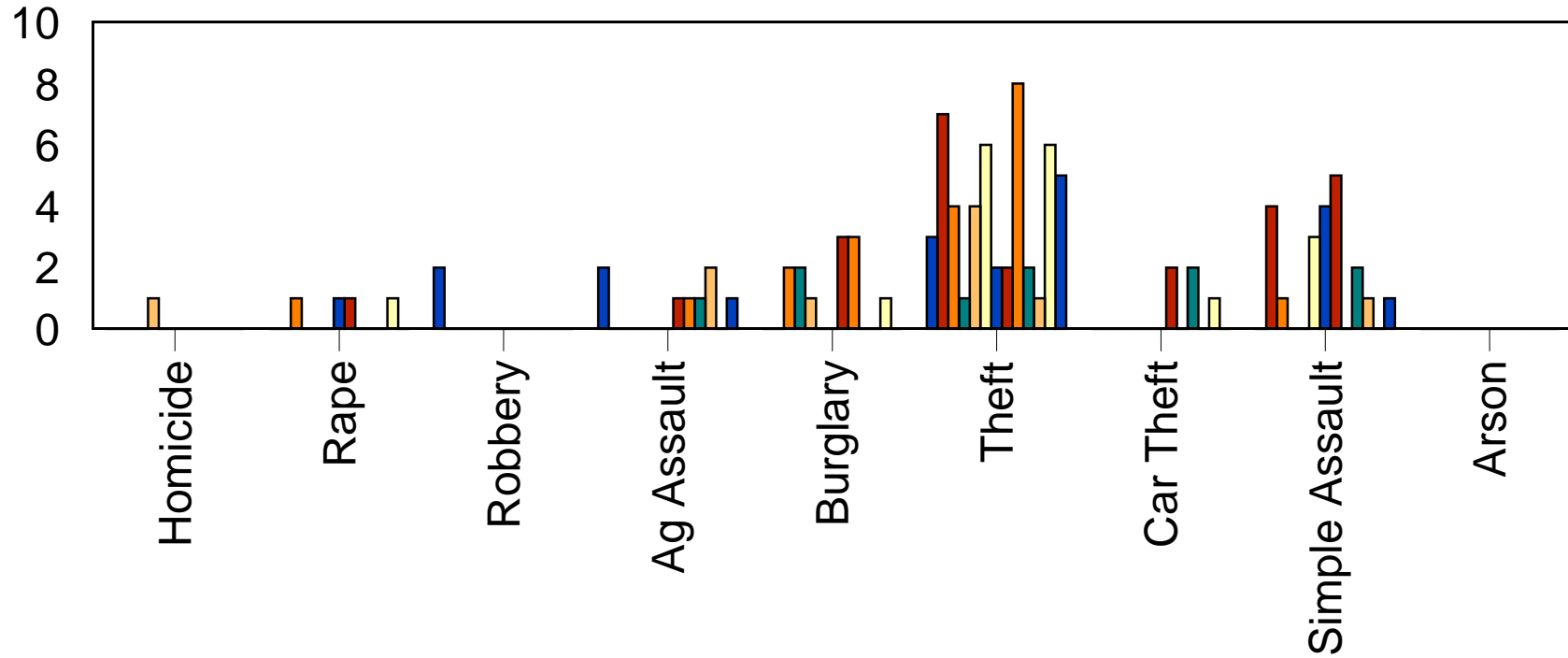
# Ward 3

## Part 2 Crimes - 12 Month Comparison



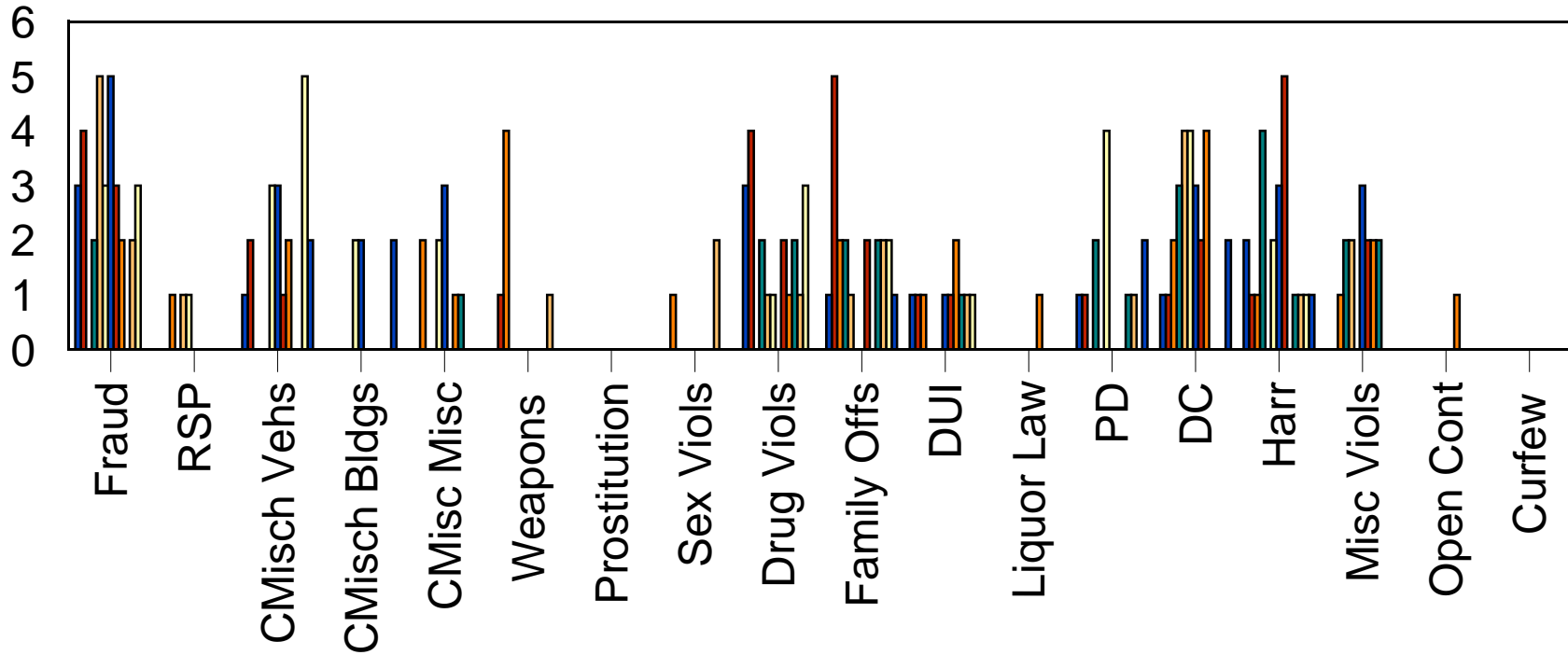
# Ward 4

## Part 1 Crimes - 12 Month Comparison



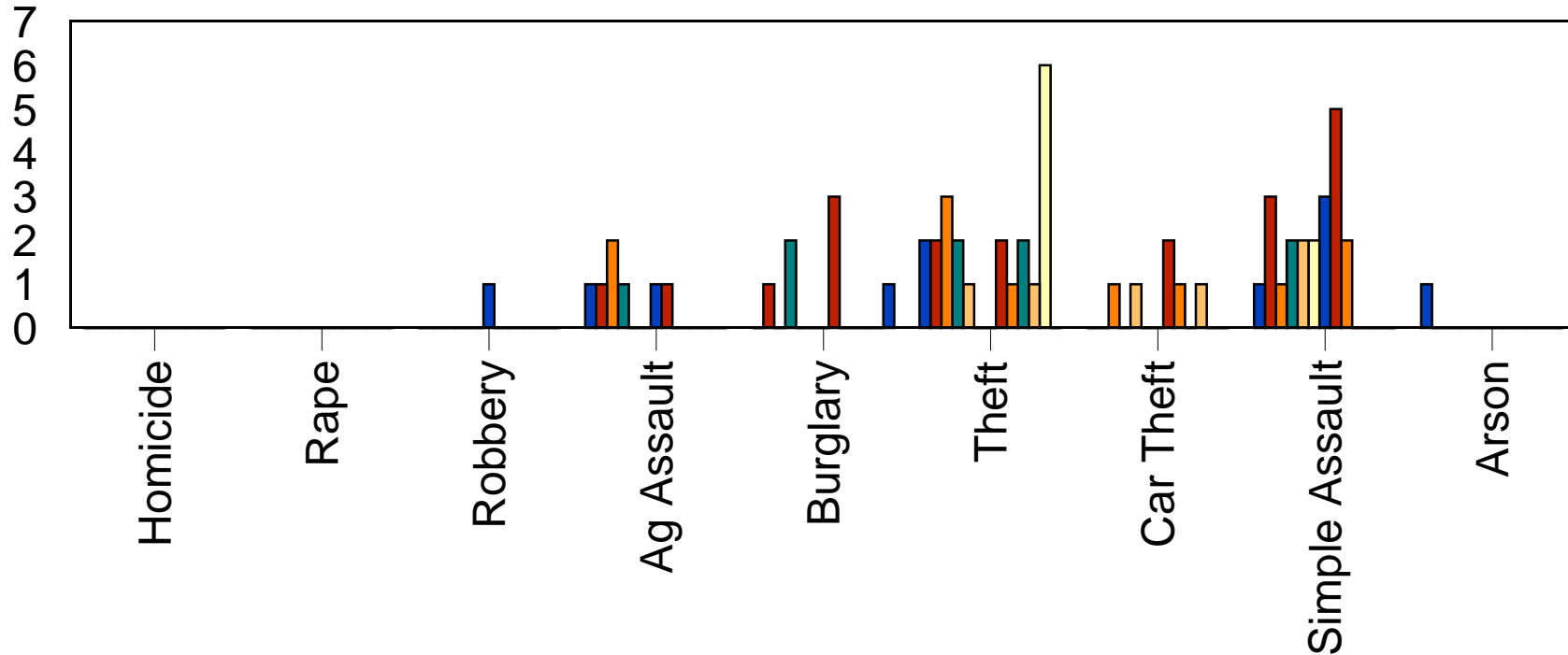
# Ward 4

## Part 2 Crimes - 12 Month Comparison



# Ward 5

## Part 1 Crimes - 12 Month Comparison

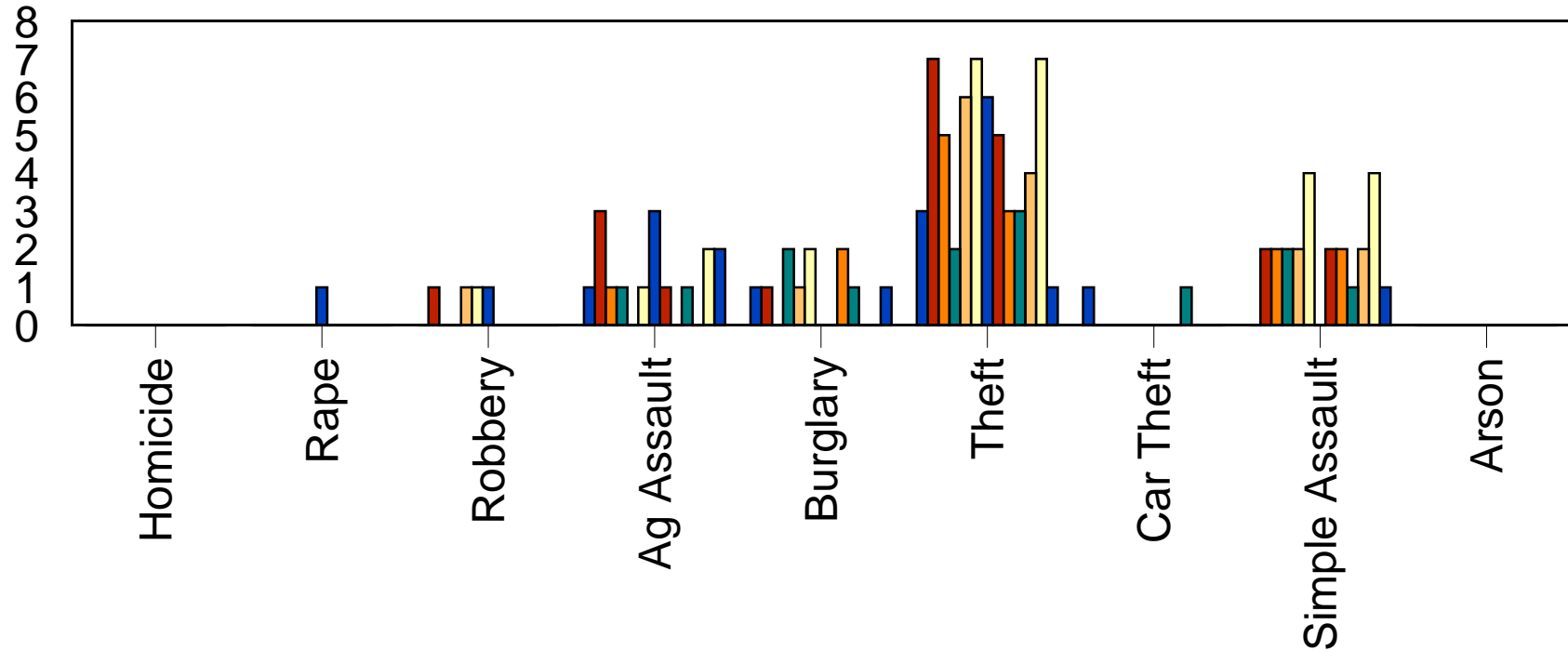






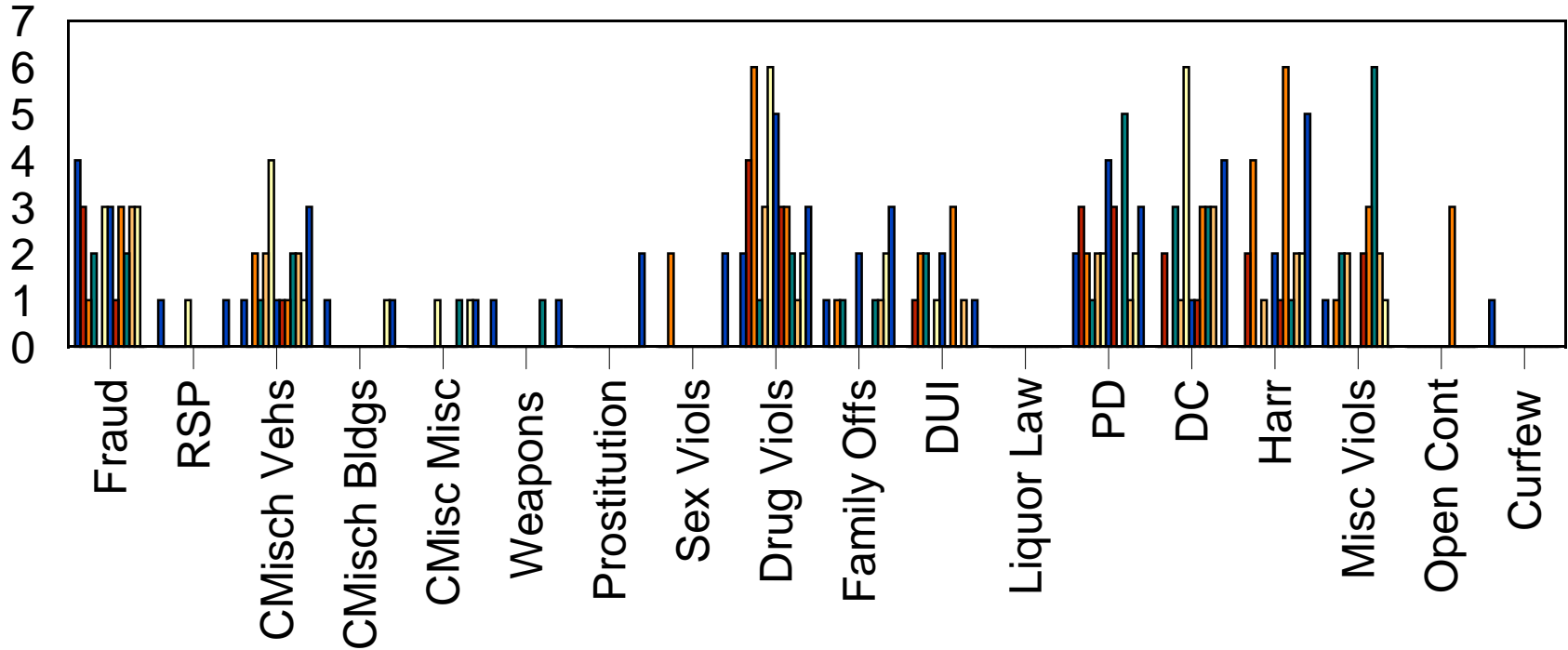
# Ward 6

## Part 1 Crimes - 12 Month Comparison



# Ward 6

## Part 2 Crimes - 12 Month Comparison



# Ward 7

## Part 1 Crimes - 12 Month Comparison

