

**POTTSTOWN POLICE DEPARTMENT
MEMORANDUM**

DATE: November 19, 2020

TO: BOROUGH COUNCIL

FROM: Kevin Owens
Department Administrative Manager

REF: Monthly Report for October 2020

During October 2020, the Pottstown Police Department answered 2,024 calls for service. Of these calls 2,014 occurred in the Borough.

During the month we averaged 67.47 calls per day or 33.74 calls per 12 hour shift. For the year we have answered 21,447 calls. The daily average for the year is 70.31 calls per day or 35.16 calls per 12 hour shift.

During October 2019, we answered 2,248 calls. We answered 224 less calls this month than last October. This is an decrease of 9.96% from last year. For the year we have answered 523 more calls than this time in 2019. This is an increase of 2.44%

Cc Borough Manager
Mayor
Chief
Lt. Long
Lt. Morrisey
All Personnel

October 2020 Tally Sheet									
Code	Activity	1	2	3	4	5	6	7	Boro Total
0100	Murder- Manslaughter	0	0	0	0	0	0	0	0
0200	Forcible Rape	0	0	0	0	0	0	0	0
0300	Robbery	2	0	0	0	0	0	1	3
0400	Aggravated Assault	5	1	0	2	0	0	1	9
0500	Burglary	1	0	1	0	0	0	0	2
0600	Theft	10	8	17	1	1	4	4	45
0700	Motor Vehicle Theft	1	1	3	0	1	0	1	7
0450	Assaults other	2	6	4	1	0	2	0	15
0900	Arson	0	0	0	0	0	0	0	0
1100	Fraud	5	2	5	2	1	3	3	21
1300	Rec Stolen Property	0	0	0	0	0	0	0	0
1410	Criminal Mischief Vehicles	6	4	4	0	0	2	0	16
1420	Criminal Mischief Buildings	2	1	1	0	0	0	0	4
1440	Criminal Mischief All Others	0	1	2	0	0	0	0	3
1500	Weapons Violation	1	0	2	1	0	0	0	4
1600	Prostitution	0	0	0	0	0	0	0	0
1700	Sex Offenses	0	0	0	2	0	0	0	2
1800	Narcotics Violations	5	7	10	1	0	1	1	25
2000	Offenses against Family	6	3	3	2	1	1	0	16
2100	DUI	0	0	1	1	0	1	0	3
2200	Liquor Law Violations	0	0	0	0	0	0	0	0
2300	Public Drunkenness	6	3	2	1	1	1	0	14
2400	Disorderly Conduct	4	7	3	0	0	3	1	18
2450	Harassment	9	2	5	1	1	2	0	20
2600	All other Violations	10	2	1	2	0	2	2	19
2691	Open Container Violations	0	0	0	0	0	0	0	0
2800	Curfew Violations	0	0	0	0	0	0	0	0
2900	Runaways	3	0	3	1	0	2	0	9
3600	Domestic Disturbances	35	30	38	21	4	18	9	155
3610	Other Disturbances	59	40	45	23	13	29	3	212
3810	False Alarms	2	4	19	2	8	3	9	47
3900	Traffic and Parking Problems	36	31	22	12	9	13	1	124
6001	Hit and Run Injury	1	0	0	0	0	0	0	1
6002	Death	0	0	0	0	0	0	0	0
6004	Property Damage	1	0	0	0	0	1	1	2
6005	Hit and Run	1	3	3	1	3	4	2	17
6006	Injury	0	1	3	2	0	1	0	7
6007	Pedestrian	0	0	1	0	0	1	0	2
6008	Non-Injury	8	0	17	1	0	4	2	32
6010	Others	0	0	0	0	0	0	0	0
6602	Abandoned vehicles	13	3	9	5	0	4	2	36
8000	Warrants served	7	5	1	0	2	3	2	20
Misc	All other calls for service	243	314	236	80	60	123	44	1100
	Total calls 2020	484	492	460	166	105	228	89	2024
	Total calls 2019	469	500	500	169	196	287	127	2248
	Traffic Citations								
	Speeding	0	1	5	0	0	6	0	12
	Other traffic citations	17	20	20	3	6	10	3	79
	Increase or Decrease from 2019	15	-8	-40	-3	-91	-59	-38	-224
	Percent Increase or Decrease	3%	-2%	-9%	-2%	-87%	-26%	-43%	-11%

Calls for Service - by UCR Code

Incidents Reported Between 10/01/2020 and 10/31/2020

POTTSTOWN BORO

Code	Description	Primary Count	Secondary UCR Count		
			Code 2	Code 3	Code 4
0310	ROBBERY-FIREARM	2			
0311	ROBBERY-ARMED-FIREARM-HIGHWAY	1			
0410	ASSAULT - FIREARM	1	1		
0411	ASSAULT-KNIFE OR CUTTING INSTRUMENT	1			
0430	ASSAULT-OTHER DANGEROUS WEAPON	1			
0440	ASSAULT - ATROCIOUS- HANDS,FISTS,FEET	6			
0450	OTHER ASSAULTS - NOT AGGRAVATED	15	3		
0511	BURGLARY-FORCED ENTRY-RESIDENCE-NIGHT	1	1		
0514	BURGLARY-FORCE ENTRY-NON-RESID-NIGHT	1			
0613	THEFT-\$200 & OVER-RETAIL THEFT	1			
0614	THEFT-\$200 & OVER-FROM AUTO (EXCPT 0615)	5			
0617	THEFT-\$200 & OVER-FROM BUILDINGS	5			
0619	THEFT-\$200 & OVER-ALL OTHER	3			
0623	THEFT-\$50 TO \$200-RETAIL THEFT	3			
0624	THEFT-\$50 TO \$200-FROM AUTO (EXCPT 0625)	4			
0626	THEFT-\$50 TO \$200-BICYCLES	2			
0627	THEFT-\$50 TO \$200-FROM BUILDINGS	4			
0629	THEFT-\$50 TO \$200-ALL OTHER	3			
0633	THEFT-UNDER \$50-RETAIL THEFT	7			
0634	THEFT-UNDER \$50-FROM AUTO (EXCEPT 0635)	1			
0635	THEFT-UNDER \$50-AUTO PARTS & ACCESSORIES	1			
0637	THEFT - UNDER \$50 - FROM BUILDINGS	2			
0639	THEFT-UNDER \$50-ALL OTHER	4			
0710	MOTOR VEHICLE THEFT-AUTO	5			
0712	M.V. THEFT - STREET - RESIDENTIAL AREA	1			
0713	M.V. THEFT - AUTOS - DRIVEWAY	1	1		
1020	COUNTERFEITING	1			
1026	COUNTERFEITING - USING	2			
1100	FRAUD	12			
1120	FRAUD - CREDIT CARDS	3			
1130	FRAUD - ALL OTHER (FLIM FLAM, CONFIDENCE	6			
1410	CRIMINAL MISCHIEF TO AUTOMOBILES	16	3		
1420	CRIMINAL MISCHIEF TO PRIVATE BUILDINGS	4	1	1	
1430	CRIMINAL MISCHIEF - PUBLIC BUILDINGS	0	1		
1440	CRIMINAL MISCHIEF - ALL OTHER	3	1		
1500	WEAPONS-CARRYING,POSSESSING,ETC.	4	1	2	
1700	SEX OFFENSES (EXCEPT RAPE & PROSTITUTION	2	1		
1811	NARCOTICS-SALE-MORPHINE,HEROIN,COCAINE	4	1		
1813	DRUGS-SALE/MFG-SYNTHETIC NARCOTICS	4			
1821	NARCOTICS-MANUFACTURE-MORPHINE,HEROIN...	0	1		
1831	NARCOTICS-POSSESSION-MORP,HEROIN,COCAIN	7	1		
1832	NARCOTICS-POSSESSION-MARIJUANA,ETC.	7	2		
1833	NARCOTICS-POSSESSION-SYNTHETIC NARCOTIC	0	2		
1834	NARCOTICS-POSSESSION-OTHER DANGEROUS	3	2	1	
2000	OFFENSES AGAINST FAMILY & CHILDREN	0	2		1
2001	CHILD LINE REPORTS	16			
2110	DRIVING UNDER THE INFLUENCE-LIQUOR/DRUGS	3			
2300	PUBLIC DRUNKENNESS	14	1		

Calls for Service - by UCR Code

Incidents Reported Between 10/01/2020 and 10/31/2020

POTTSTOWN BORO

Code	Description	Primary Count	Secondary UCR Count		
			Code 2	Code 3	Code 4
2400	DISORDERLY CONDUCT	8			
2410	HARASSMENT BY COMMUNICATION	7	1		
2420	DISORDERLY CONDUCT-PUBLIC PLACES	1			
2430	DISORDERLY CONDUCT - DRUGS	2			
2450	HARASSMENT	20	1		
2600	ALL OTHER CRIMES CODE VIOLATIONS	5	1	1	
2610	ALL OTHERS - BLACKMAIL & EXTORION	1			
2616	ALL OTHERS - CONTEMPT OF COURT (NON M.V)	1	1		
2639	ALL OTHERS - ILLEGAL DUMPING	1			
2640	ALL OTHER ORDINANCE VIOLATIONS	1			
2647	ALL OTHERS - PROTECTIVE ORDERS	1			
2650	ALL OTHERS - PUBLIC NUISANCE	2			
2656	ALL OTHER - THREATS (KILL,BOMB,PHONE,ETC	1			
2660	ALL OTHER OFFENSES - TRESPASSING	6	4	2	
2900	LOST/MISSING PERSONS	2			
2910	LOST/MISSING PROPERTY	4			
2990	RUNAWAYS - (JUVENILE) - REPORTS	3			
3000	FOUND/RECOVERED PROPERTY	29	1		
3300	SUICIDES	1			
3320	DOA	4			
3330	NALOXONE USE/OVERDOSE	8	2		
3400	MENTAL HEALTH	32	3	1	
3410	INVOLUNTARY COMMITMENT	0	1		
3500	SUSPICIOUS PERSONS,AUTOS,CIRCUMSTANCES	249			
3600	DISTURBANCES-DOMESTIC	155	54	10	3
3610	DISTURBANCES-JUVENILE	13			
3620	DISTURBANCES-OTHER (FIGHTS,DISPUTES,ETC)	149	1		
3630	LOUD MUSIC DISTURBANCE	42			
3640	ANIMAL COMPLAINTS-BARKING DOGS(FOUNDED)	1			
3650	FIREWORKS	7			
3800	SERVICE CALL-MISCELLANEOUS	94	1		
3810	SERVICE CALL-ALARMS-UNFOUNDED-EXCPT FIRE	47			
3820	SERVICE CALL-ASSIST MOTORIST/DISABLE VEH	1			
3840	FIRES (INCLUDING ALARMS-FOUNDED/UNFOUNDED)	21			
3870	MEDICAL EMERGENCY	104	4		
3881	MEDICAL EMERGENCY-OVERDOSE	10	9	1	
3900	TRAFFIC & PARKING PROBLEMS	124			
4014	NON-CRIMINAL-INVESTIGATE OPEN DOOR,ETC.	4			
4024	NON-CRIMINAL - WATER LEAKS,MAINS, ETC.	2			
4026	NON-CRIMINAL-WIRES AND POLES DOWN	2			
4027	911 HANGUPS-UNFOUNDED	23			
4028	NON-CRIMINAL-OTHER INVESTIGATIONS	51			
4029	GUNSHOTS	11	1		
5100	JUVENILE	10			
5502	ANIMAL COMPLAINTS - BARKING DOGS(UNF)	5			
5504	ANIMAL COMPLAINTS - DOG BITES	1			
5506	ANIMAL COMPLAINTS - STRAY ANIMALS	31			
5510	ANIMAL COMPLAINTS - OTHER	18			

Calls for Service - by UCR Code

Incidents Reported Between 10/01/2020 and 10/31/2020


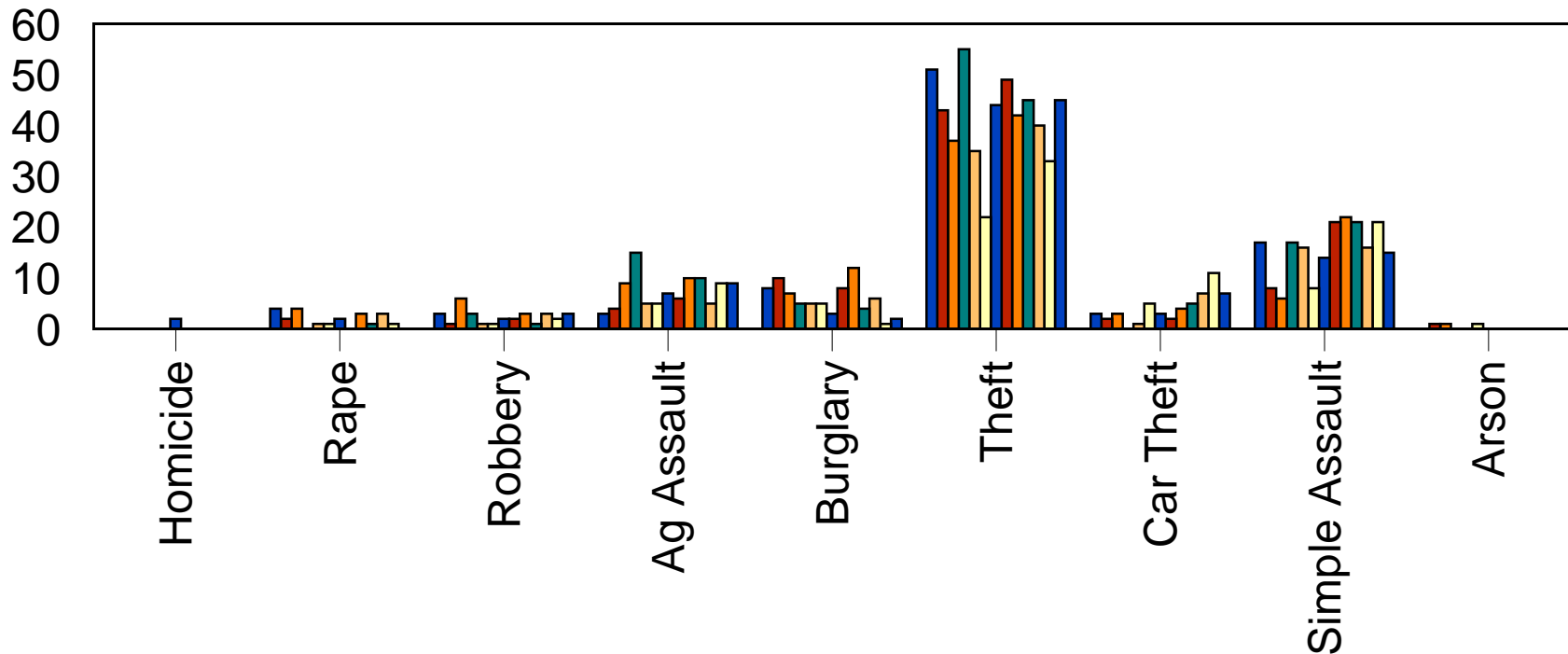
POTTSTOWN BORO



Code	Description	Primary Count	Secondary UCR Count		
			Code 2	Code 3	Code 4
5590	ANIMAL COMPLAINTS - REPORTS	6			
6001	TRAFFIC ACCIDENT-HIT AND RUN-INJURY	1			
6004	TRAFFIC ACC. INVOLVING PROPERTY DAMAGE	2			
6005	TRAFFIC ACCIDENT- HIT AND RUN	17			
6006	TRAFFIC ACCIDENT INVOLVING INJURY	7			
6007	TRAFFIC ACCIDENT-PEDESTRIAN	2			
6008	ACCIDENT INVOLVING NONINJURY	34			
6350	TRAFFIC ENFORCEMENT-PATROL	1			
6602	TRAFFIC RELATED -IMPOUNDED,ABANDON M.V.	36	2		1
6605	TRAFFIC RELATED-UNFOUND ACCIDENT	4			
6610	TRAFFIC RELATED - MOTORIST AID	1			
6613	TRAFFIC RELATED-SEIZED REG OR LICENSE	3			
7002	BUILDING CHECKS - OFFICER INITIATED	98			
7003	BUILDING CHECK BUSINESS	81			
7004	BUILDING CHECKS - VACATION,VACANT HOME	1			
7008	PUBLIC SERVICES - MEDICAL ASSISTANCE	1			
7010	PUBLIC SERVICES-NOTIFICATIONS(POL.INFO.)	1			
7090	PUBLIC SERVICES - REPORTS	1			
7502	ASSIST OTHER AGENCIES - FIRE DEPT.	32			
7504	ASSIST OTHER AGENCIES - OTHER POLICE	62		1	
7506	ASSISTING OTHER AGENCIES - ALL OTHERS	2	3		
7508	ASSIST POTTSTOWN POLICE	12			
7510	LIVE SCAN	10			
8014	WARRANTS - LOCAL - OTHER WARRANTS	0	1		
8110	WARRANTS - MONTGOMERY COUNTY BENCH	9		1	
8114	WARRANTS - OTHER AUTHORITY-OTHER WARRANT	10	2		
8502	DEPARTMENTAL SERVICES - FINGERPRINTING	3			
8504	DEPARTMENTAL SERVICES - JAIL DUTY	41			
8518	DEPARTMENTAL SERVICES - RECORD CHECKS	1			
9100	CARD STRUCK WHEN NOT NEEDED	37			
CITT	TRAFFIC CITATION	82			
Total Calls		2,105			


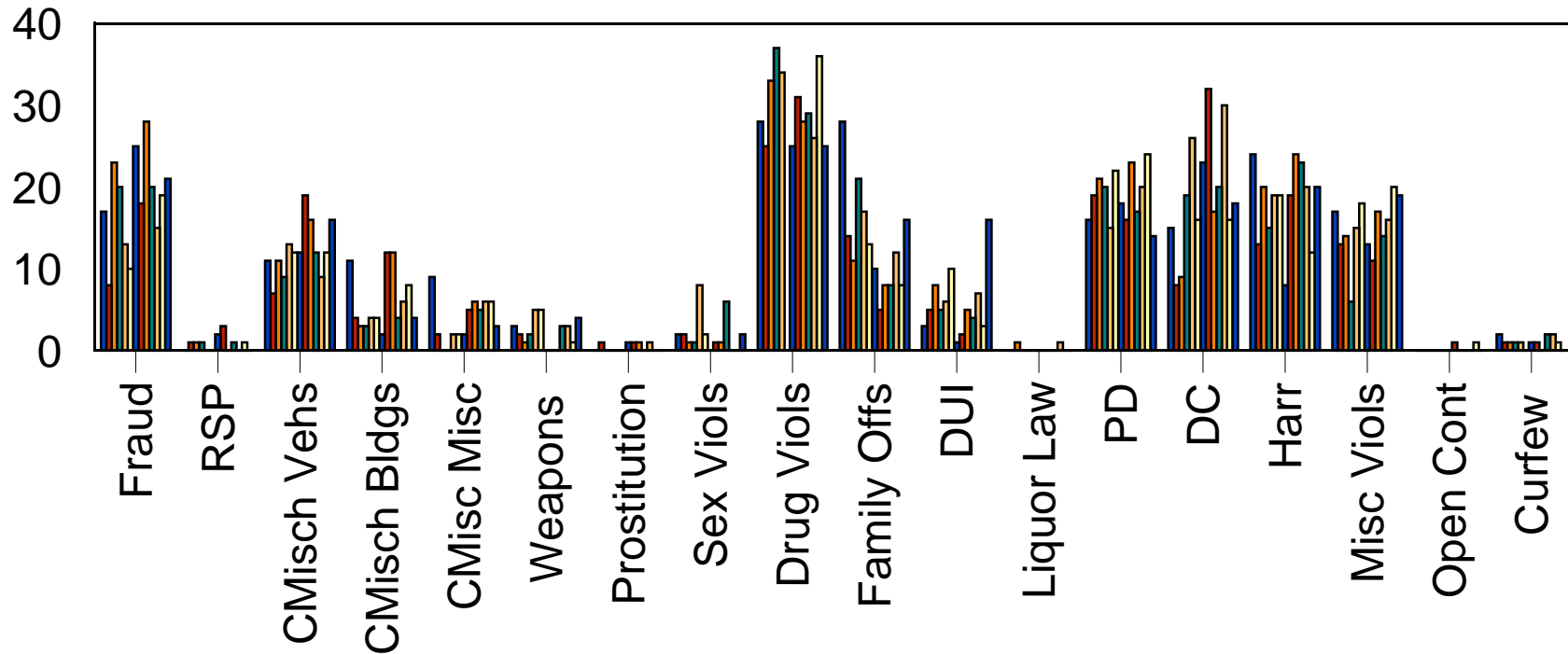
Borough of Pottstown

Part 1 Crimes - 12 Month Comparison




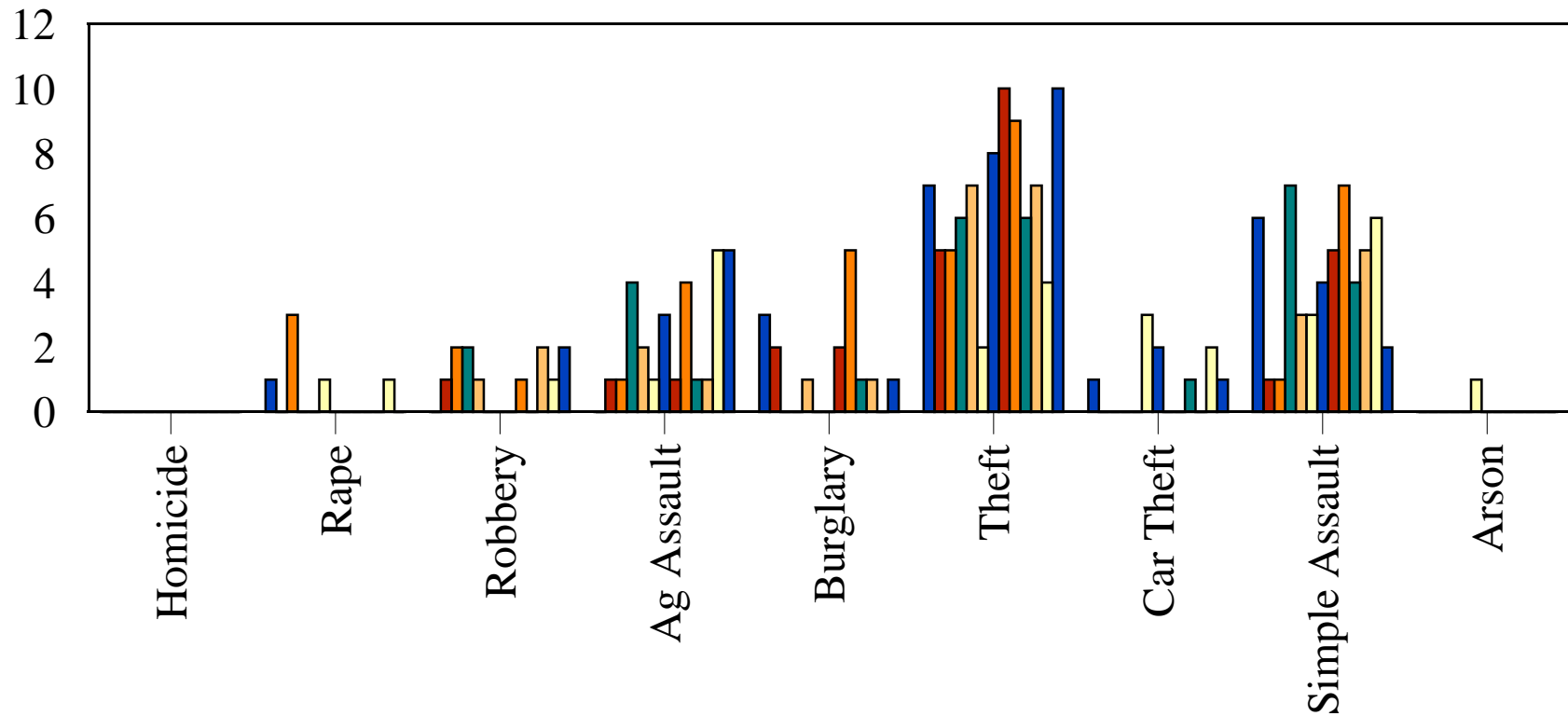
Borough of Pottstown

Part 2 Crimes - 12 Month Comparison



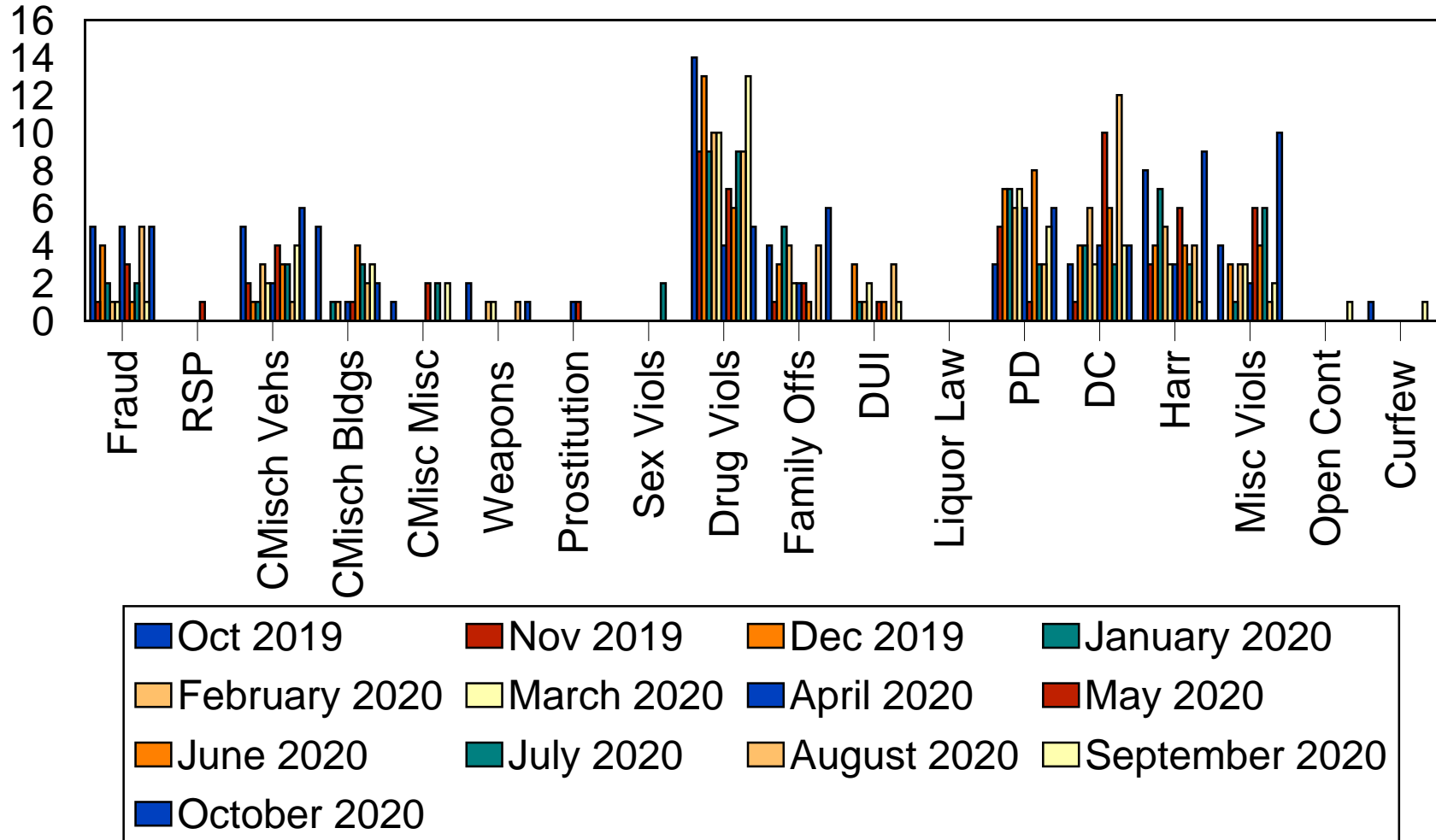
Ward 1

Part 1 Crimes - 12 Month Comparison




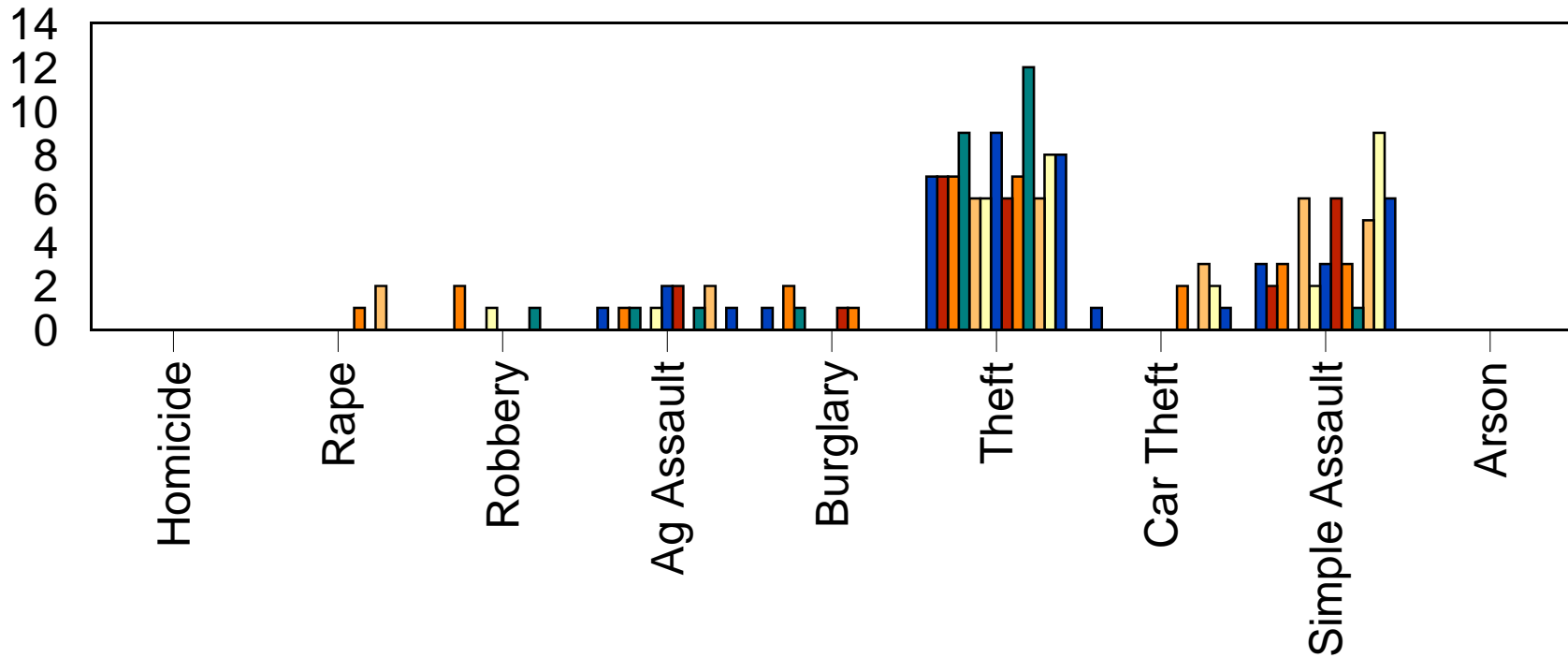
Ward 1

Part 2 Crimes - 12 Month Comparison



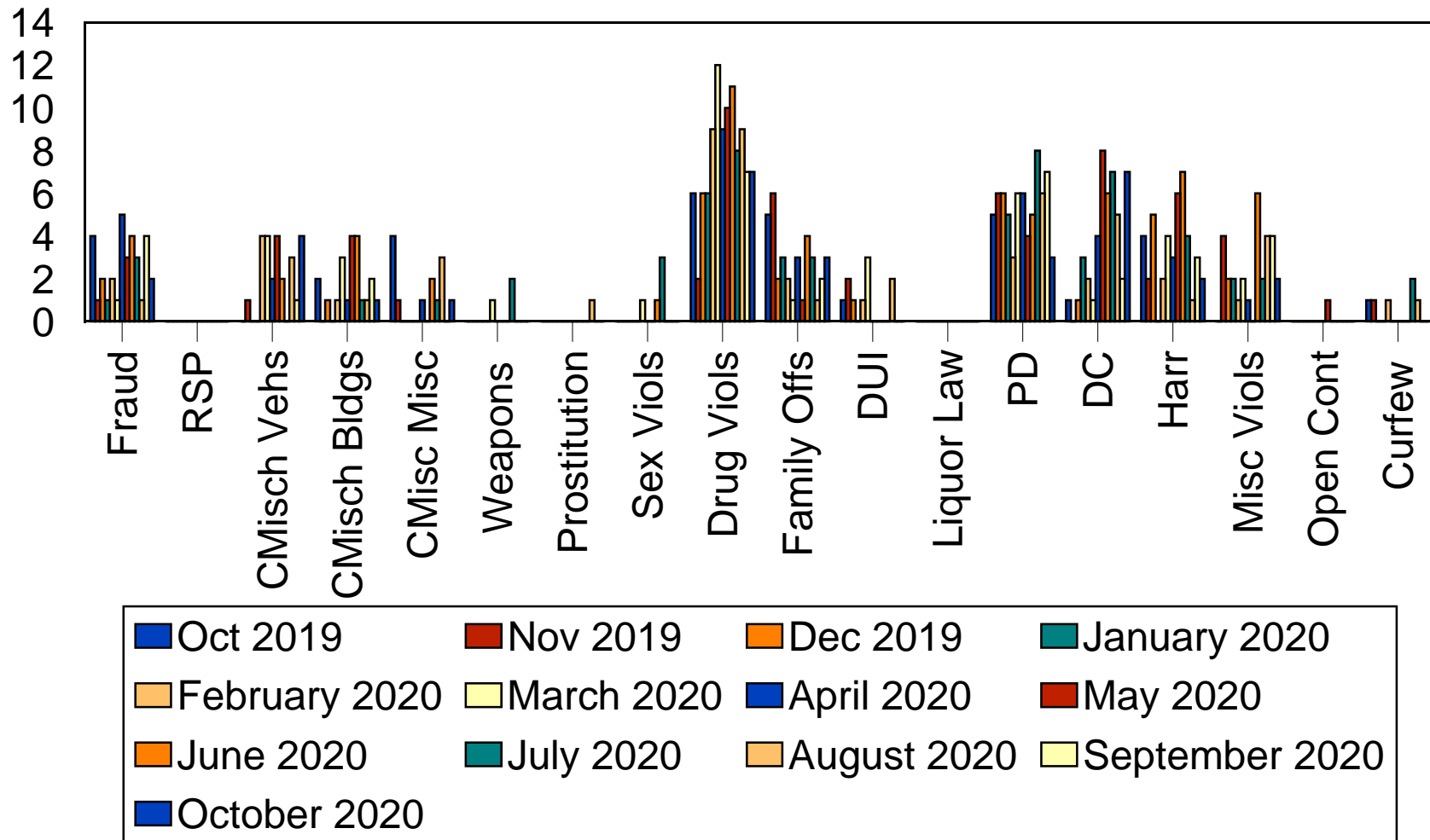
Ward 2

Part 1 Crimes - 12 Month Comparison




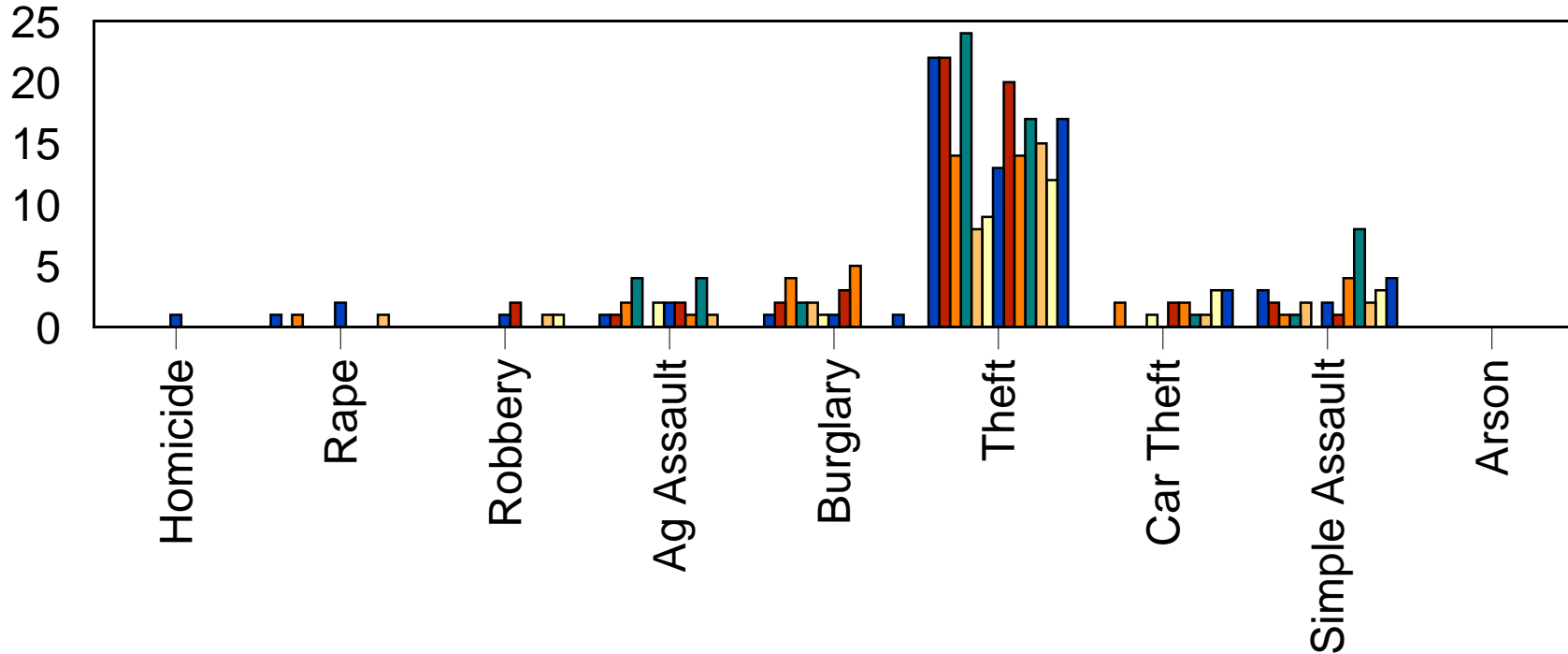
Ward 2

Part 2 Crimes - 12 Month Comparison




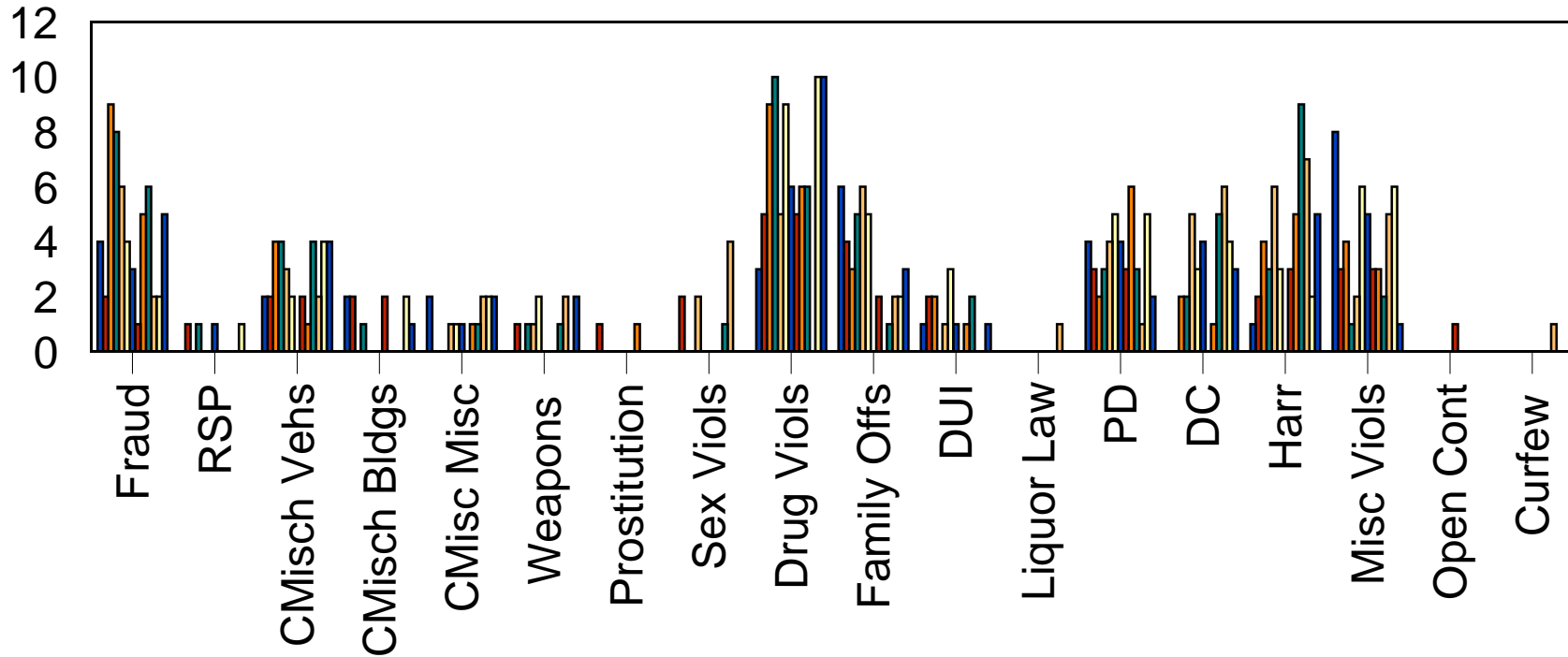
Ward 3

Part 1 Crimes - 12 Month Comparison




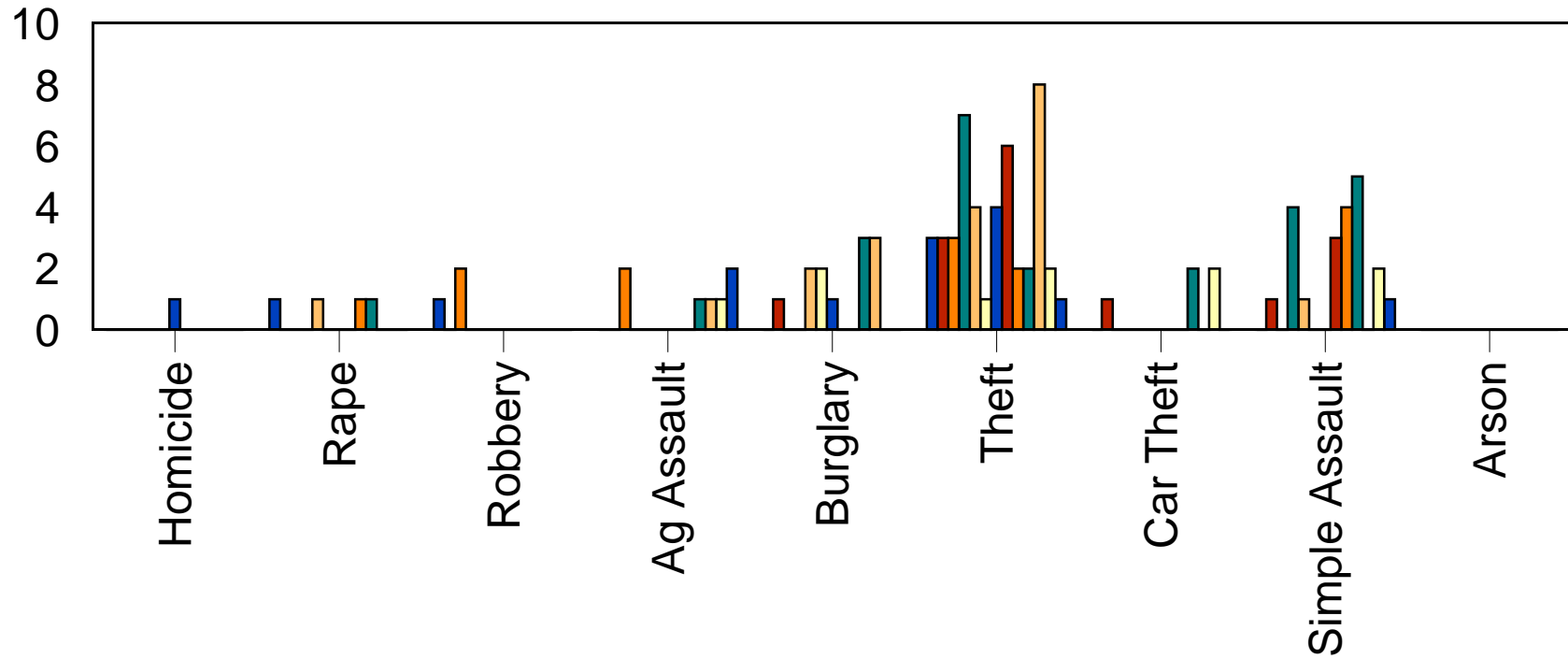
Ward 3

Part 2 Crimes - 12 Month Comparison




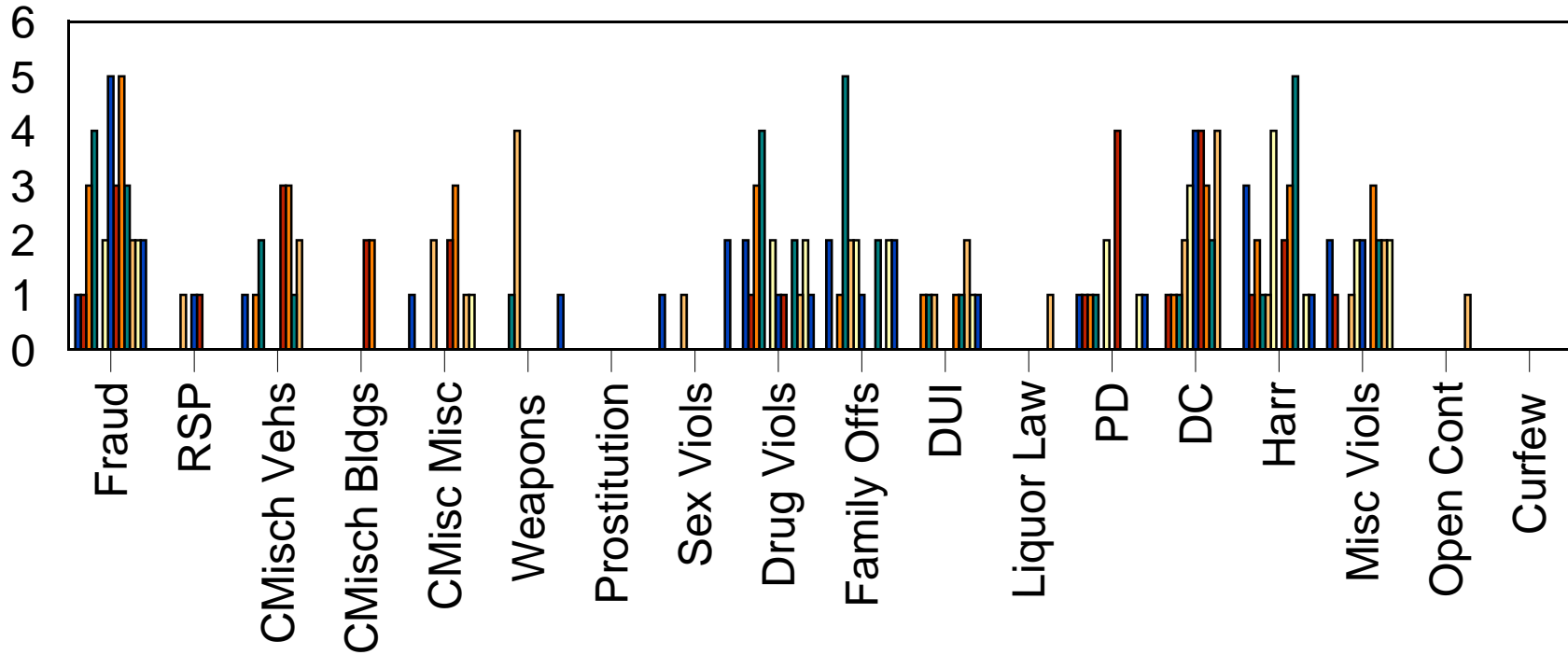
Ward 4

Part 1 Crimes - 12 Month Comparison




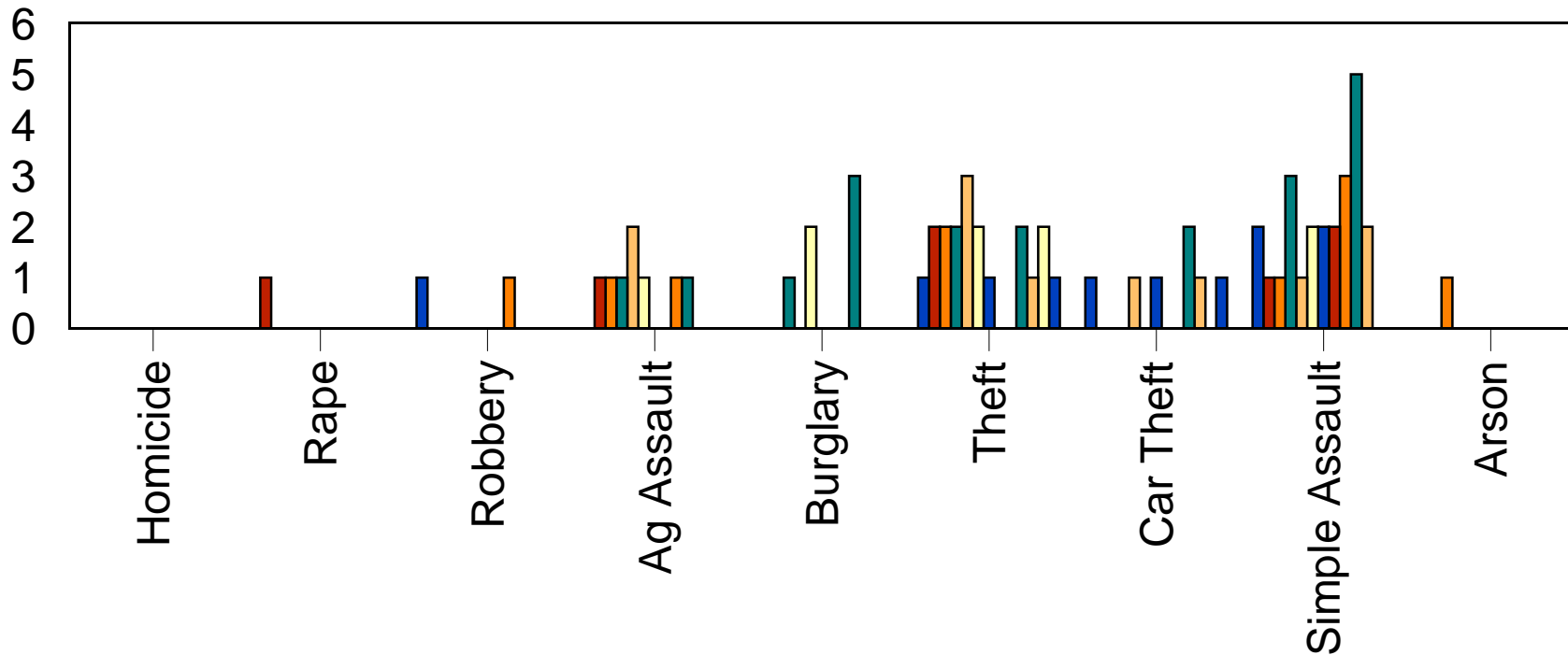
Ward 4

Part 2 Crimes - 12 Month Comparison




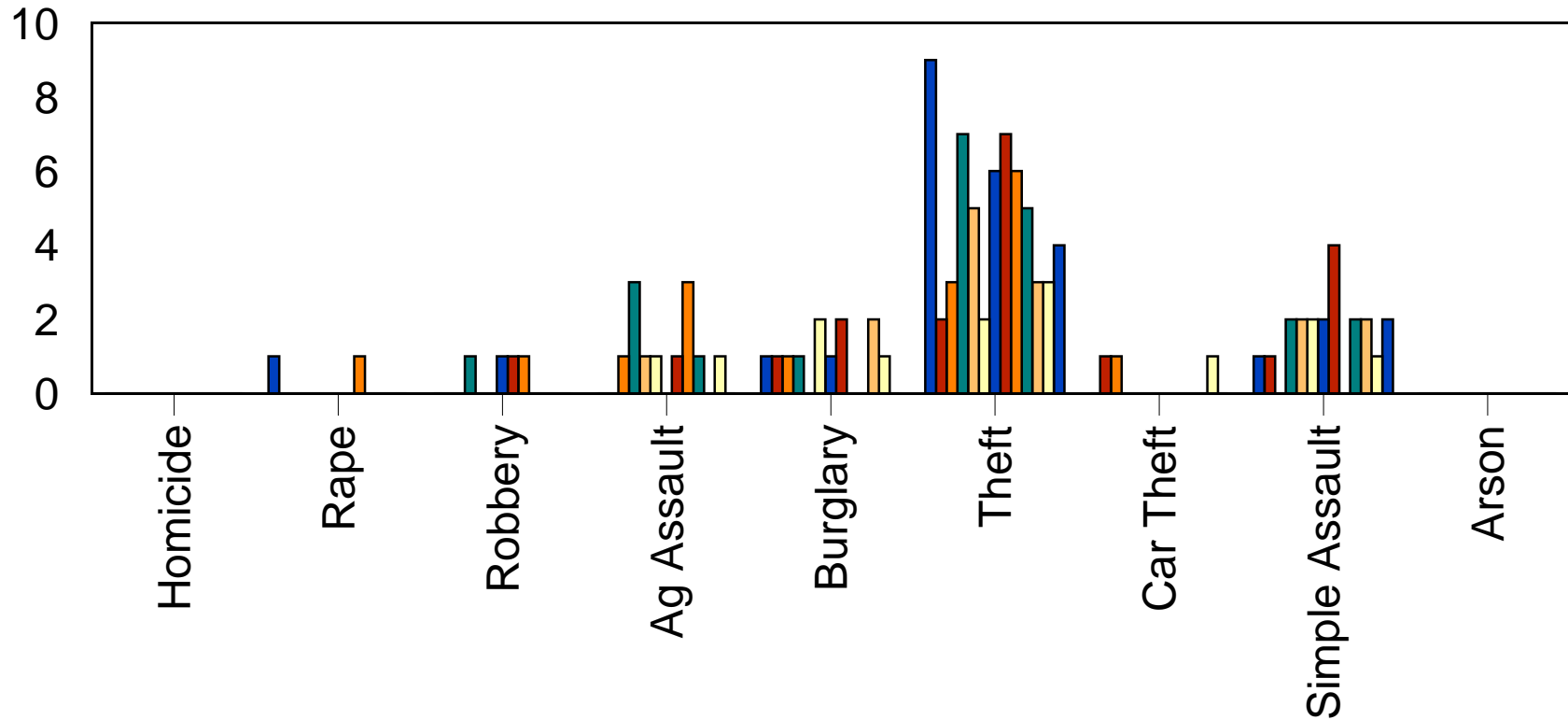
Ward 5

Part 1 Crimes - 12 Month Comparison




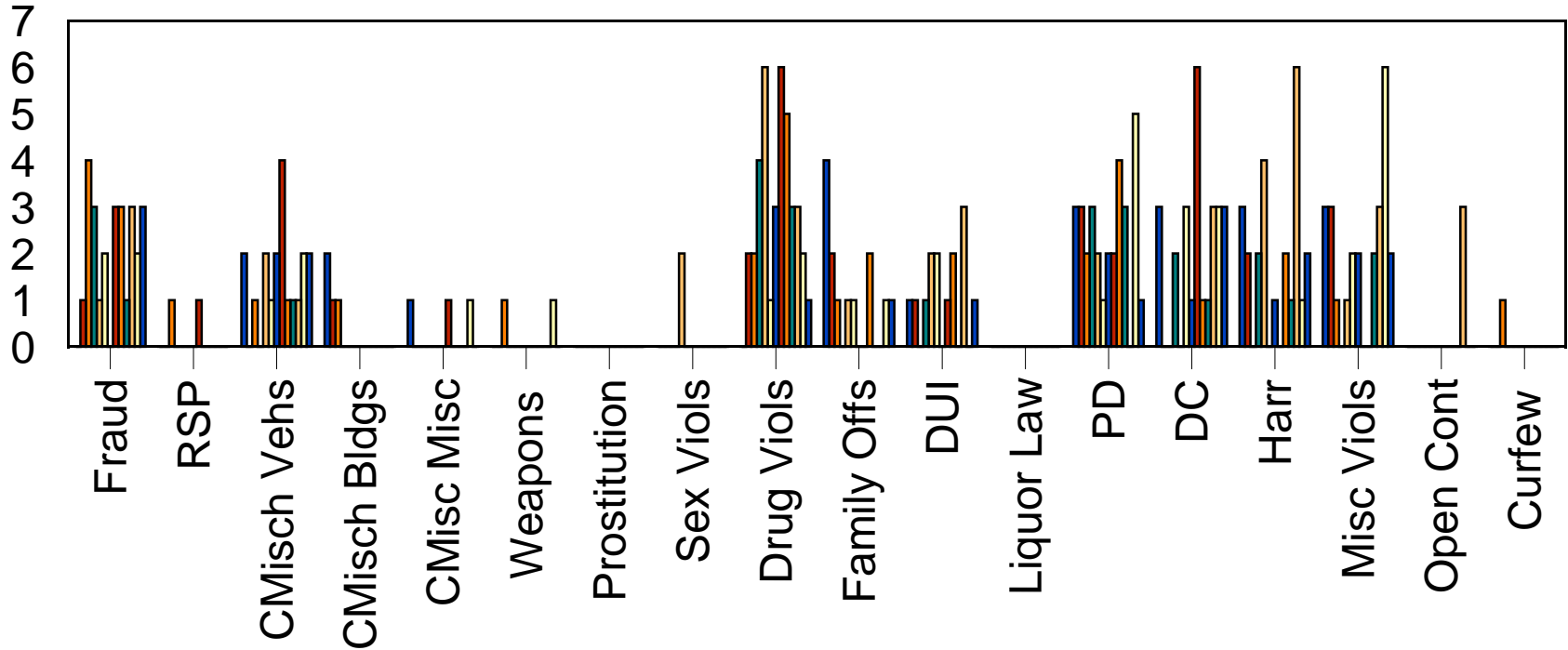
Ward 6

Part 1 Crimes - 12 Month Comparison




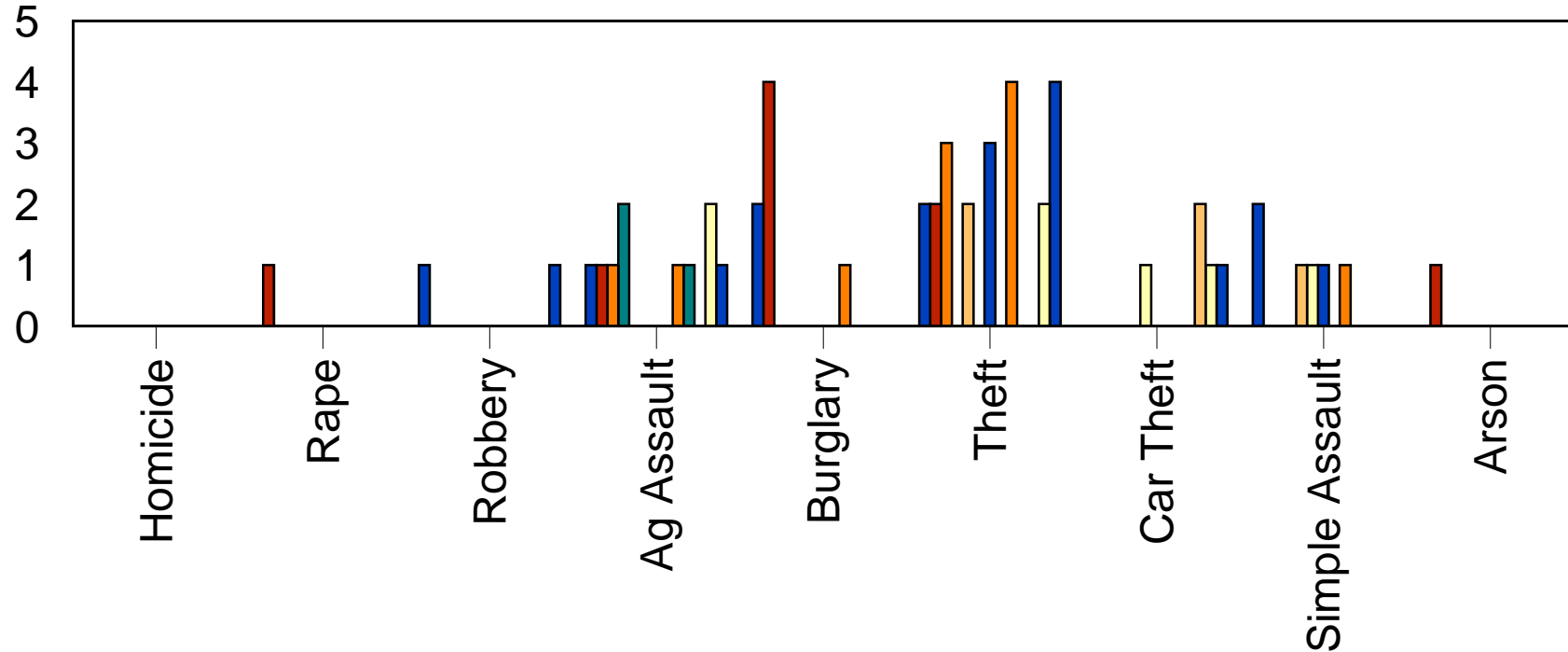
Ward 6

Part 2 Crimes - 12 Month Comparison



Ward 7

Part 1 Crimes - 12 Month Comparison



Ward 7

Part 2 Crimes - 12 Month Comparison

