

**POTTSTOWN POLICE DEPARTMENT  
MEMORANDUM**

DATE: October 21, 2020  
TO: BOROUGH COUNCIL  
FROM: Kevin Owens  
Department Administrative Manager  
REF: Monthly Report for September 2020

During September 2020, the Pottstown Police Department answered 2,081 calls for service. Of these calls 2,071 occurred in the Borough.

During the month we averaged 69.37 calls per day or 34.69 calls per 12 hour shift. For the year we have answered 19,427 calls. The daily average for the year is 70.90 calls per day or 35.45 calls per 12 hour shift.

During September 2019, we answered 2,096 calls. We answered 15 less calls this month than last September. This is an decrease of 0.71% from last year. For the year we have answered 760 more calls than this time in 2019. This is an increase of 3.91%

Cc Borough Manager  
Mayor  
Chief  
Lt. Long  
Lt. Morrissey  
All Personnel

<b>September 2020 Tally Sheet</b>									
<b>Code</b>	<b>Activity</b>	<b>1</b>	<b>2</b>	<b>3</b>	<b>4</b>	<b>5</b>	<b>6</b>	<b>7</b>	<b>Boro Total</b>
0100	Murder- Manslaughter	0	0	0	0	0	0	0	0
0200	Forcible Rape	1	0	0	0	0	0	0	1
0300	Robbery	1	0	1	0	0	0	0	2
0400	Aggravated Assault	5	0	0	1	0	1	2	9
0500	Burglary	0	0	0	0	0	1	0	1
0600	Theft	4	8	12	2	2	3	2	33
0700	Motor Vehicle Theft	2	2	3	2	0	1	1	11
0450	Assaults other	6	9	3	2	0	1	0	21
0900	Arson	0	0	0	0	0	0	0	0
1100	Fraud	1	4	2	2	5	2	3	19
1300	Rec Stolen Property	0	0	1	0	0	0	0	1
1410	Criminal Mischief Vehicles	4	1	4	0	1	2	0	12
1420	Criminal Mischief Buildings	3	2	2	0	0	0	1	8
1440	Criminal Mischief All Others	2	0	2	1	0	1	0	6
1500	Weapons Violation	0	0	0	0	0	1	0	1
1600	Prostitution	0	0	0	0	0	0	0	0
1700	Sex Offenses	0	0	0	0	0	0	0	0
1800	Narcotics Violations	13	7	10	2	2	2	0	36
2000	Offenses against Family	0	2	2	2	0	1	1	8
2100	DUI	1	0	0	1	0	0	0	2
2200	Liquor Law Violations	0	0	0	0	0	0	0	0
2300	Public Drunkenness	5	7	5	1	0	5	1	24
2400	Disorderly Conduct	4	2	4	0	1	3	2	16
2450	Harassment	1	3	2	1	2	1	2	12
2600	All other Violations	2	4	6	1	0	6	1	20
2691	Open Container Violations	1	0	0	0	0	0	0	1
2800	Curfew Violations	1	0	0	0	0	0	0	1
2900	Runaways	3	1	0	1	1	0	0	6
3600	Domestic Disturbances	33	41	36	24	10	18	6	168
3610	Other Disturbances	55	49	54	23	11	30	6	228
3810	False Alarms	9	4	13	6	0	9	1	42
3900	Traffic and Parking Problems	35	33	30	15	6	15	3	137
6001	Hit and Run Injury	1	1	0	1	0	0	0	3
6002	Death	0	0	0	0	0	0	0	0
6004	Property Damage	1	0	0	0	0	1	1	3
6005	Hit and Run	3	2	4	2	0	5	0	16
6006	Injury	0	1	2	1	0	1	2	7
6007	Pedestrian	0	0	1	1	0	0	0	2
6008	Non-Injury	2	5	2	0	1	5	3	18
6010	Others	0	0	0	0	0	0	1	1
6602	Abandoned vehicles	4	16	4	7	8	4	1	44
8000	Warrants served	3	9	5	2	1	2	0	22
Misc	All other calls for service	207	335	275	88	57	119	57	1138
	<b>Total calls 2020</b>	414	548	485	189	108	240	97	2081
	<b>Total calls 2019</b>	412	518	458	165	185	237	107	2096
	<b>Traffic Citations</b>								
	Speeding	0	0	14	0	0	9	0	23
	Other traffic citations	16	16	75	2	1	16	7	133
	<b>Increase or Decrease from 2019</b>	2	30	27	24	-77	3	-10	-16
	<b>Percent Increase or Decrease</b>	0.48%	6%	6%	13%	-71%	1.25%	-10%	-0.71%

# Calls for Service - by UCR Code

Incidents Reported Between 09/01/2020 and 09/30/2020

POTTSTOWN BORO



Code	Description	Primary Count	Secondary UCR Count		
			Code 2	Code 3	Code 4
0200	RAPE	1			
0300	ROBBERY	1			
0310	ROBBERY-FIREARM	1			
0420	ASSAULT - KNIFE OR CUTTING INST	1			
0440	ASSAULT - ATROCIOUS- HANDS,FISTS,FEET	8	1		
0450	OTHER ASSAULTS - NOT AGGRAVATED	21	3		
0511	BURGLARY-FORCED ENTRY-RESIDENCE-NIGHT	0	2		
0513	BURGLARY-FORCED ENTRY-RESIDNTL-TIME UNKN	1			
0614	THEFT-\$200 & OVER-FROM AUTO (EXCPT 0615)	1			
0615	THEFT-\$200 & OVER-AUTO ACCESSORIES	1			
0617	THEFT-\$200 & OVER-FROM BUILDINGS	3	1		
0619	THEFT-\$200 & OVER-ALL OTHER	3			
0623	THEFT-\$50 TO \$200-RETAIL THEFT	6			
0625	THEFT-\$50-\$200-AUTO PARTS & ACCESSORIES	1			
0626	THEFT-\$50 TO \$200-BICYCLES	3			
0627	THEFT-\$50 TO \$200-FROM BUILDINGS	1			
0629	THEFT-\$50 TO \$200-ALL OTHER	4			
0633	THEFT-UNDER \$50-RETAIL THEFT	4			
0634	THEFT-UNDER \$50-FROM AUTO (EXCEPT 0635)	2	1		
0636	THEFT - UNDER \$50 - BICYCLES	1			
0637	THEFT - UNDER \$50 - FROM BUILDINGS	2	1		
0639	THEFT-UNDER \$50-ALL OTHER	1			
0710	MOTOR VEHICLE THEFT-AUTO	7	1		
0712	M.V. THEFT - STREET - RESIDENTIAL AREA	2			
0716	M.V.THEFT-AUTOS - ALL OTHER PARKING LOTS	1			
0720	MOTOR VEHICLE THEFT-TRUCK	1			
1010	FORGERY	1			
1100	FRAUD	4			
1110	FRAUD - BAD CHECKS	1			
1120	FRAUD - CREDIT CARDS	7	2		
1130	FRAUD - ALL OTHER (FLIM FLAM, CONFIDENCE	7			
1300	STOLEN PROPERTY-RECEIVING,POSSESSING,ETC	1			
1322	STOLEN PROP.-RECEIVING-ALL OTHER PROP. .	0	1		
1410	CRIMINAL MISCHIEF TO AUTOMOBILES	12	2		
1420	CRIMINAL MISCHIEF TO PRIVATE BUILDINGS	8		2	
1440	CRIMINAL MISCHIEF - ALL OTHER	6		1	
1500	WEAPONS-CARRYING,POSSESSING,ETC.	1	1	5	
1811	NARCOTICS-SALE-MORPHINE,HEROIN,COCAINE	1			
1812	NARCOTICS-SALE-MARIJUANA, HASHISH, ETC.	1			
1813	DRUGS-SALE/MFG-SYNTHETIC NARCOTICS	4			
1823	NARCOTICS-MANUFACTURE-SYNTHETIC NARCOTIC	2			
1831	NARCOTICS-POSSESSION-MORP,HEROIN,COCAIN	12	1		
1832	NARCOTICS-POSSESSION-MARIJUANA,ETC.	6	3		2
1833	NARCOTICS-POSSESSION-SYNTHETIC NARCOTIC	6	1	1	
1834	NARCOTICS-POSSESSION-OTHER DANGEROUS	5	3		
2000	OFFENSES AGAINST FAMILY & CHILDREN	1	1	1	
2001	CHILD LINE REPORTS	7			
2110	DRIVING UNDER THE INFLUENCE-LIQUOR/DRUGS	0	1		

# Calls for Service - by UCR Code

Incidents Reported Between 09/01/2020 and 09/30/2020

## POTTSTOWN BORO



Code	Description	Primary Count	Secondary UCR Count		
			Code 2	Code 3	Code 4
2112	DRIVE UNDER INFLUENCE-ALCOHOL-IMPAIRED	2			
2300	PUBLIC DRUNKENNESS	24			
2400	DISORDERLY CONDUCT	6	1		
2410	HARASSMENT BY COMMUNICATION	7			
2430	DISORDERLY CONDUCT - DRUGS	2	1		
2440	DISORDERLY CONDUCT-DISTURBING THE PEACE	1			
2450	HARASSMENT	12	3		
2600	ALL OTHER CRIMES CODE VIOLATIONS	1	1		
2616	ALL OTHERS - CONTEMPT OF COURT (NON M.V)	5			
2639	ALL OTHERS - ILLEGAL DUMPING	5			
2647	ALL OTHERS - PROTECTIVE ORDERS	2			
2650	ALL OTHERS - PUBLIC NUISANCE	4			
2660	ALL OTHER OFFENSES - TRESPASSING	3	1	1	1
2691	OPEN CONTAINER ORDINANCE	1			
2812	CURFEW LAW (JUVENILE) - FEMALE	1			
2910	LOST/MISSING PROPERTY	1			
2990	RUNAWAYS - (JUVENILE) - REPORTS	5			
3000	FOUND/RECOVERED PROPERTY	38			
3320	DOA	2			
3321	DOA - OVERDOSE	1			
3330	NALOXONE USE/OVERDOSE	10	1		
3400	MENTAL HEALTH	44	1		1
3500	SUSPICIOUS PERSONS,AUTOS,CIRCUMSTANCES	285			
3600	DISTURBANCES-DOMESTIC	167	47	7	3
3610	DISTURBANCES-JUVENILE	12			
3620	DISTURBANCES-OTHER (FIGHTS,DISPUTES,ETC)	138			
3630	LOUD MUSIC DISTURBANCE	56			
3650	FIREWORKS	22			
3800	SERVICE CALL-MISCELLANEOUS	99	3		
3810	SERVICE CALL-ALARMS-UNFOUNDED-EXCPT FIRE	41			
3840	FIRES (INCLUDING ALARMS-FOUNDED/UNFOUND)	24			
3850	HAZARDOUS CONDITIONS	1			
3870	MEDICAL EMERGENCY	92	12	1	
3881	MEDICAL EMERGENCY-OVERDOSE	5	11	1	
3900	TRAFFIC & PARKING PROBLEMS	138			
4014	NON-CRIMINAL-INVESTIGATE OPEN DOOR,ETC.	5			
4024	NON-CRIMINAL - WATER LEAKS,MAINS, ETC.	1			
4026	NON-CRIMINAL-WIRES AND POLES DOWN	2			
4027	911 HANGUPS-UNFOUNDED	6			
4028	NON-CRIMINAL-OTHER INVESTIGATIONS	54			
4029	GUNSHOTS	4		1	
5100	JUVENILE	14			
5502	ANIMAL COMPLAINTS - BARKING DOGS(UNF)	6			
5504	ANIMAL COMPLAINTS - DOG BITES	3			
5506	ANIMAL COMPLAINTS - STRAY ANIMALS	24			
5508	ANIMAL COMPLAINTS - OTHER ANIMAL BITES	1			
5510	ANIMAL COMPLAINTS - OTHER	11			
5590	ANIMAL COMPLAINTS - REPORTS	4			

# Calls for Service - by UCR Code

Incidents Reported Between 09/01/2020 and 09/30/2020

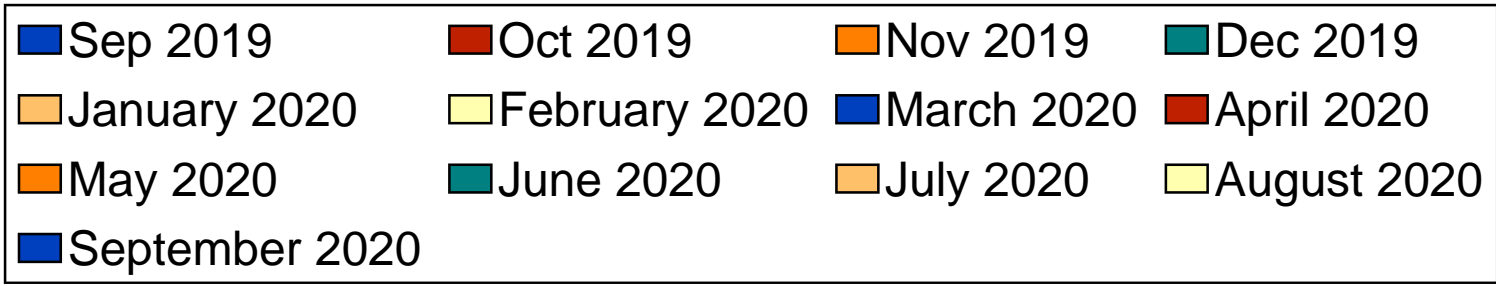
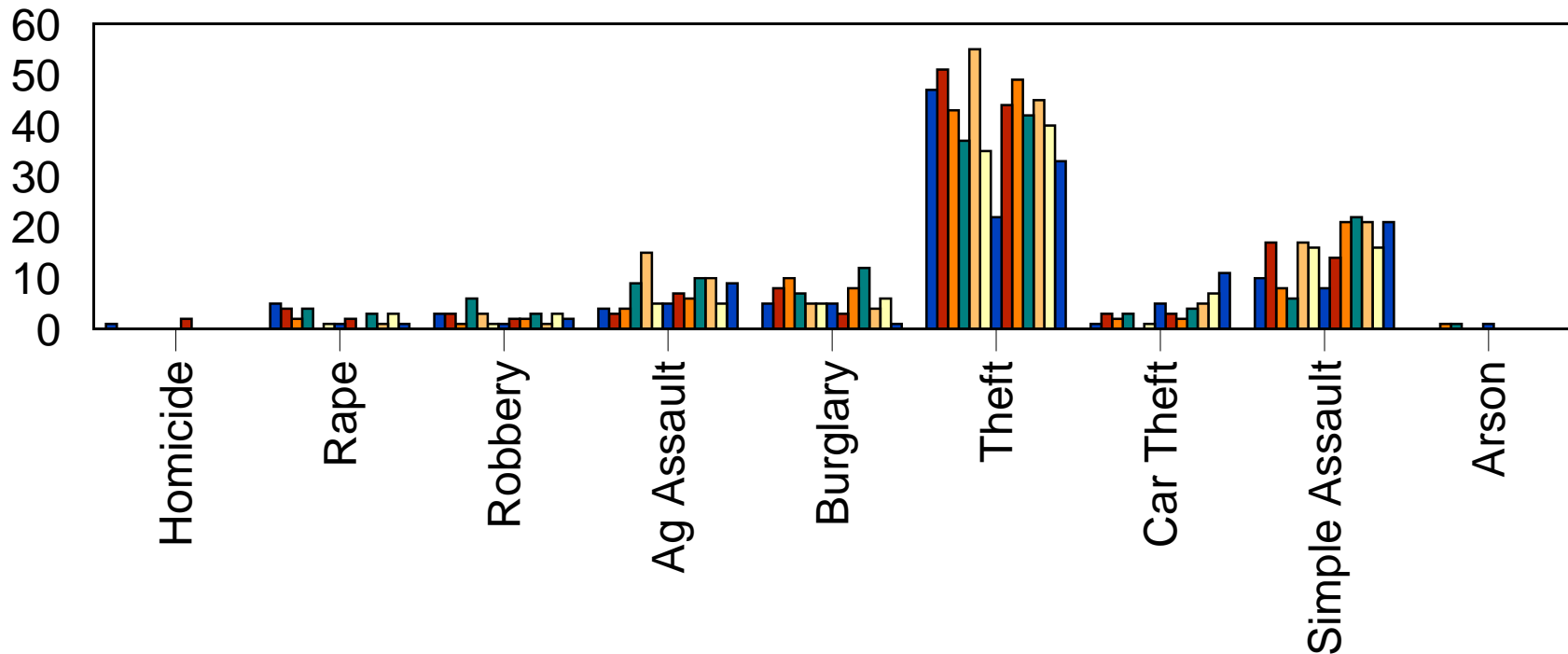
**POTTSTOWN BORO**



Code	Description	Primary Count	Secondary UCR Count		
			Code 2	Code 3	Code 4
6001	TRAFFIC ACCIDENT-HIT AND RUN-INJURY	3			
6004	TRAFFIC ACC. INVOLVING PROPERTY DAMAGE	3			
6005	TRAFFIC ACCIDENT- HIT AND RUN	16			
6006	TRAFFIC ACCIDENT INVOLVING INJURY	7			
6007	TRAFFIC ACCIDENT-PEDESTRIAN	2			
6008	ACCIDENT INVOLVING NONINJURY	18			
6010	TRAFFIC ACCIDENT - OTHER ACC. INVEST.	1			
6350	TRAFFIC ENFORCEMENT-PATROL	11			
6602	TRAFFIC RELATED -IMPOUNDED,ABANDON M.V.	44		1	
6605	TRAFFIC RELATED-UNFOUND ACCIDENT	4			
6613	TRAFFIC RELATED-SEIZED REG OR LICENSE	4	1		
7002	BUILDING CHECKS - OFFICER INITIATED	115			
7003	BUILDING CHECK BUSINESS	93			
7004	BUILDING CHECKS - VACATION,VACANT HOME	2			
7005	LIBRARY CHECK	2			
7010	PUBLIC SERVICES-NOTIFICATIONS(POL.INFO.)	1			
7090	PUBLIC SERVICES - REPORTS	1			
7502	ASSIST OTHER AGENCIES - FIRE DEPT.	15			
7504	ASSIST OTHER AGENCIES - OTHER POLICE	55	3		
7506	ASSISTING OTHER AGENCIES - ALL OTHERS	5	3		
7508	ASSIST POTTSTOWN POLICE	15			
7510	LIVE SCAN	5			
8010	WARRANTS - LOCAL - CRIMINAL	1			
8110	WARRANTS - MONTGOMERY COUNTY BENCH	7	1		
8114	WARRANTS - OTHER AUTHORITY-OTHER WARRANT	16			
8502	DEPARTMENTAL SERVICES - FINGERPRINTING	1			
8504	DEPARTMENTAL SERVICES - JAIL DUTY	30			
9100	CARD STRUCK WHEN NOT NEEDED	39			
CITT	TRAFFIC CITATION	118			
<b>Total Calls</b>		<b>2,197</b>			

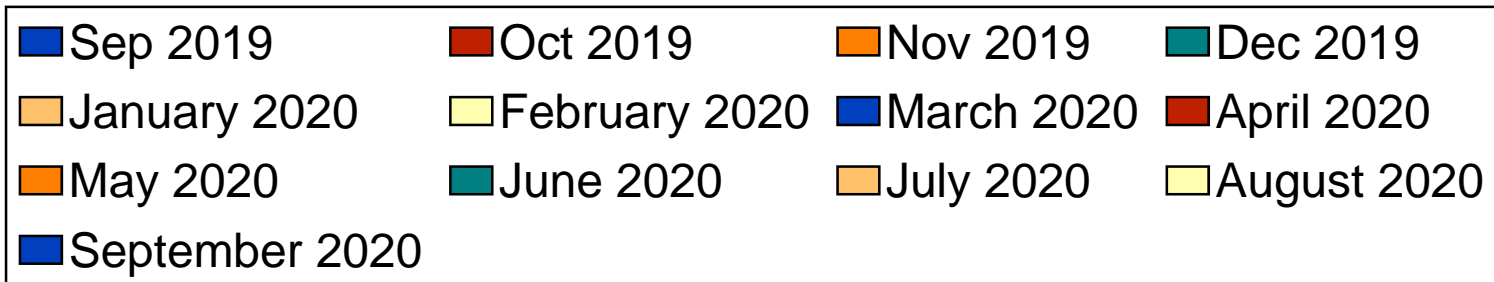
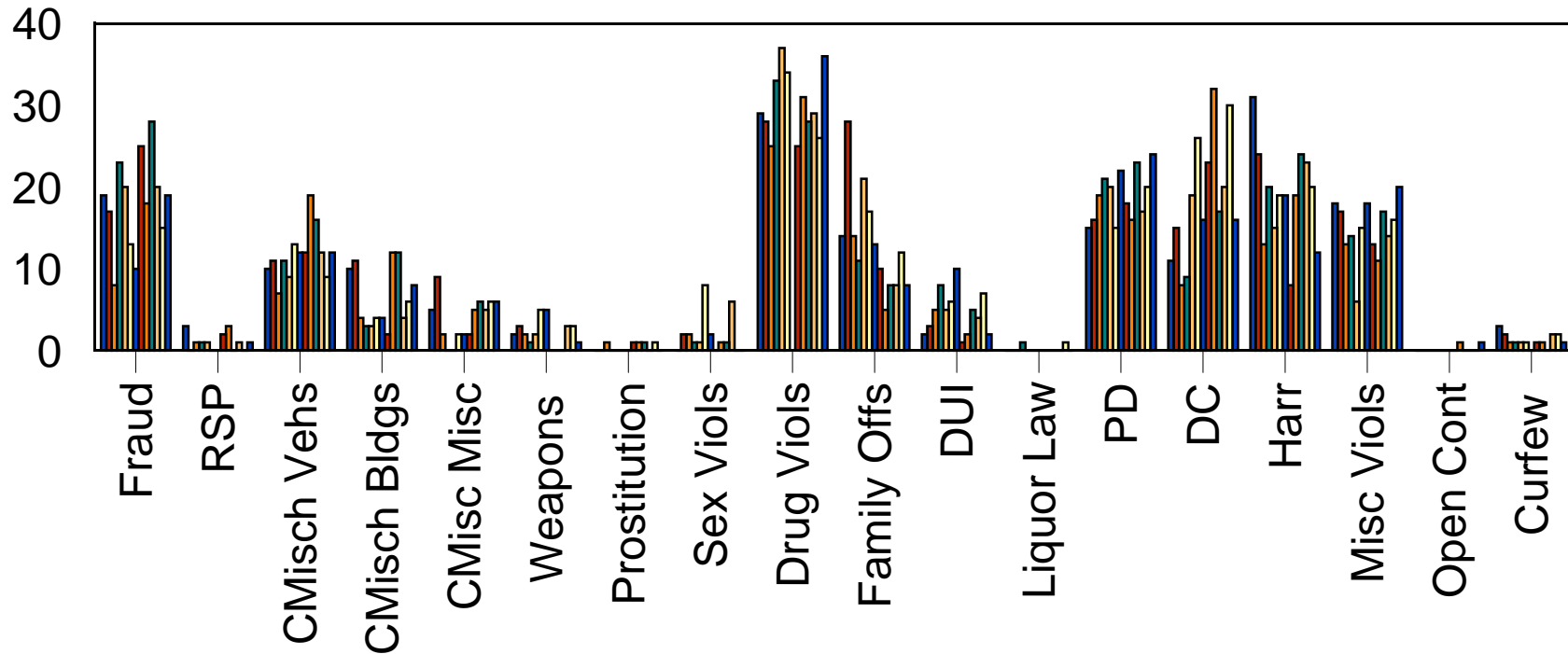
# Borough of Pottstown

## Part 1 Crimes - 12 Month Comparison




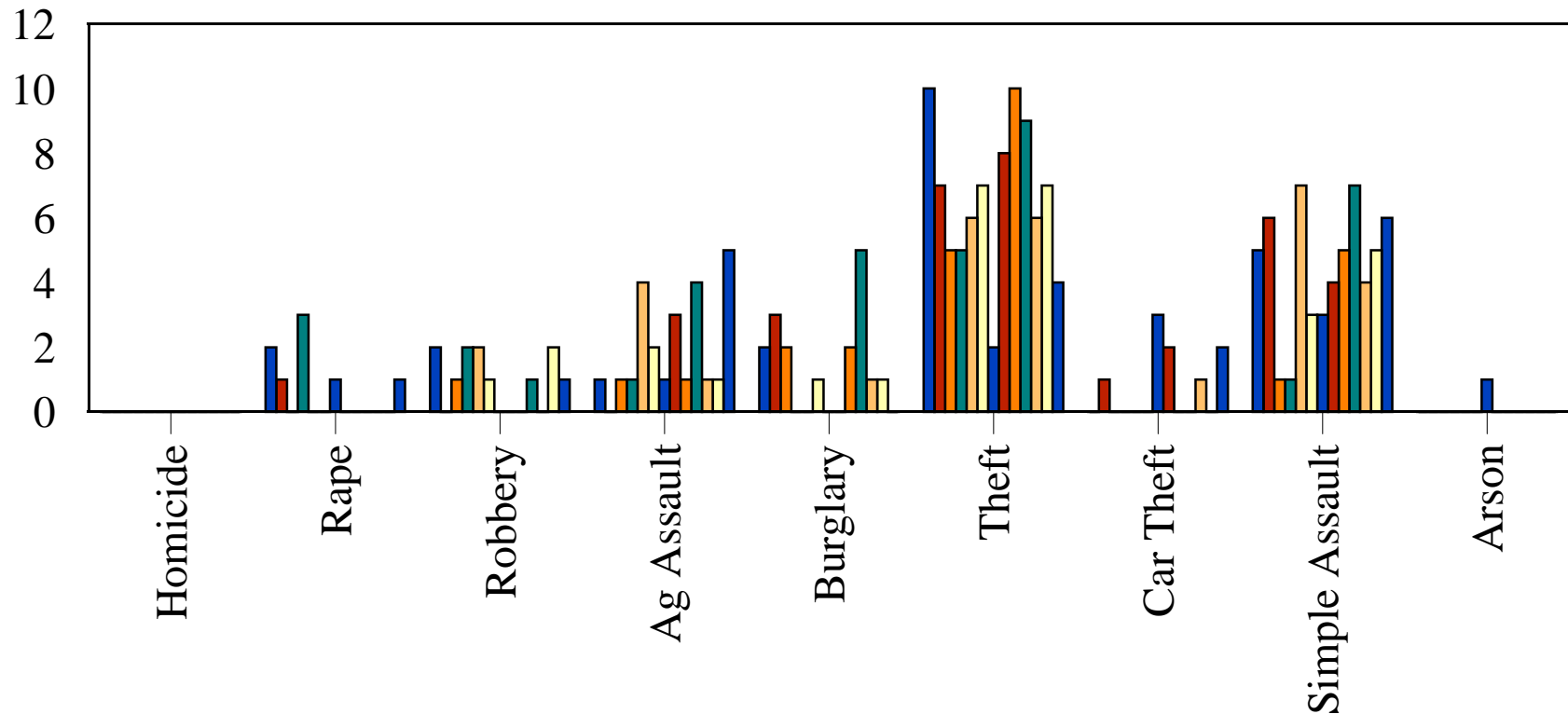
# Borough of Pottstown

## Part 2 Crimes - 12 Month Comparison



# Ward 1

## Part 1 Crimes - 12 Month Comparison



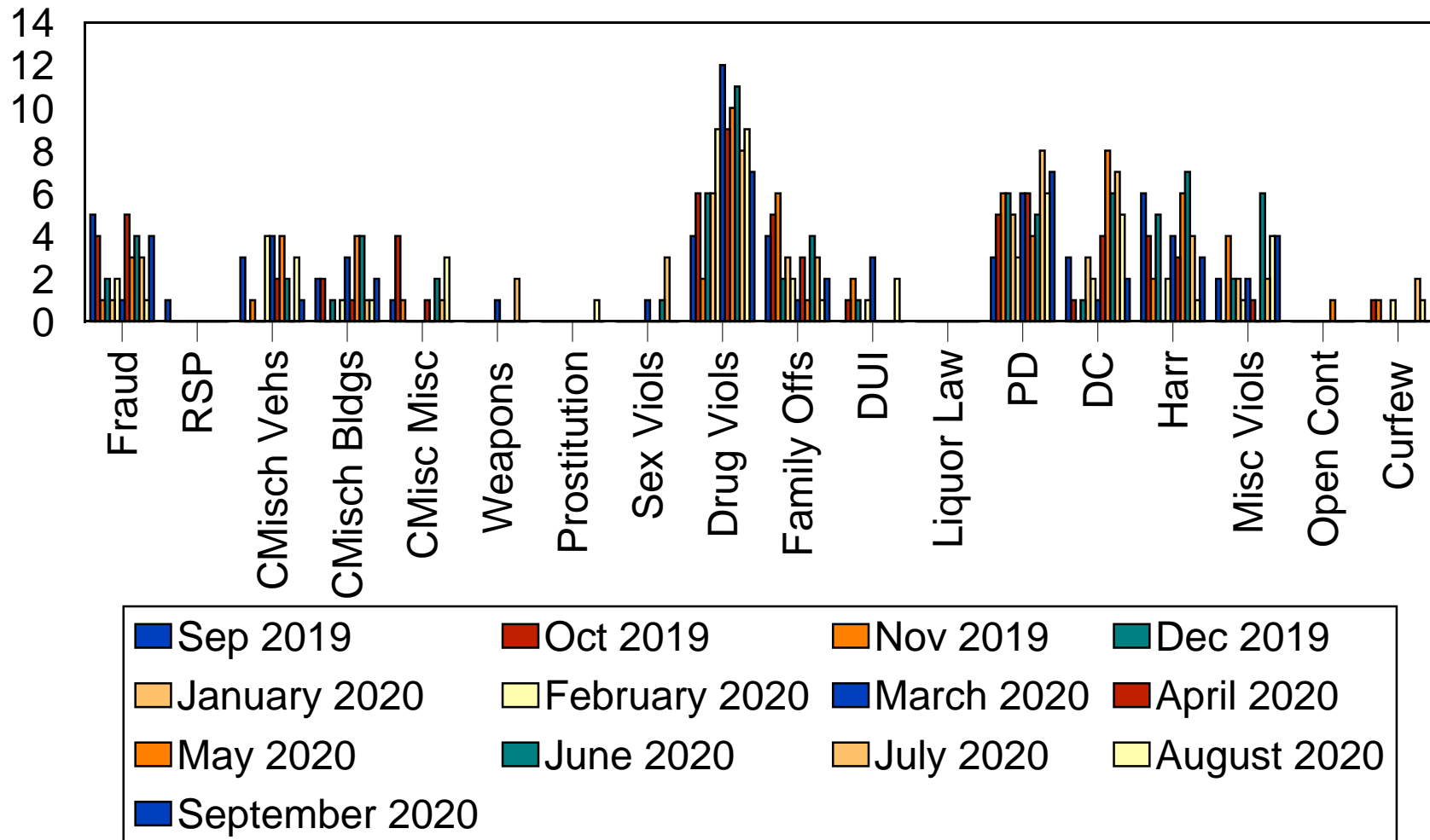






# Ward 2

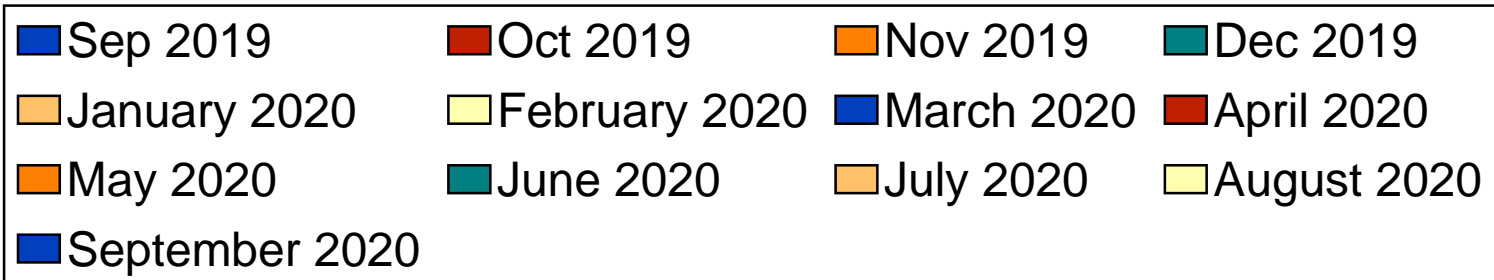
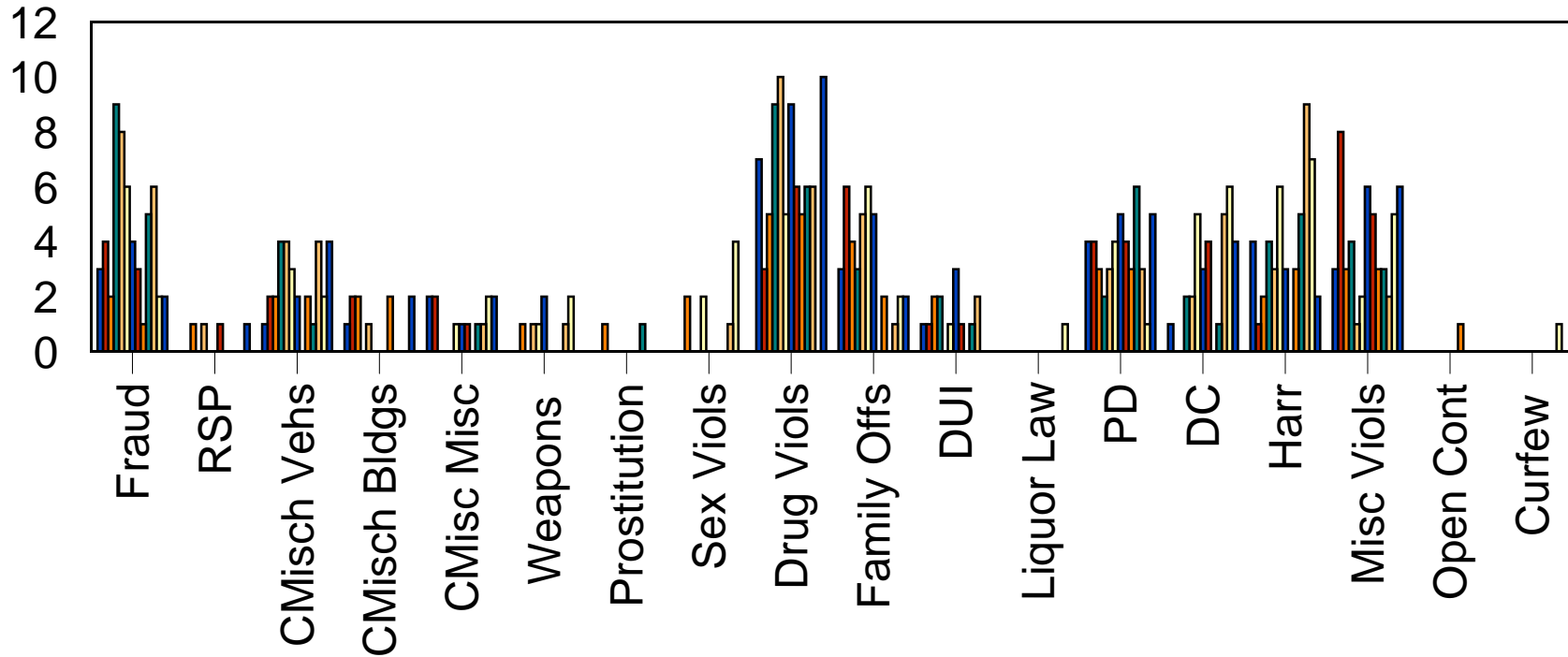
## Part 2 Crimes - 12 Month Comparison





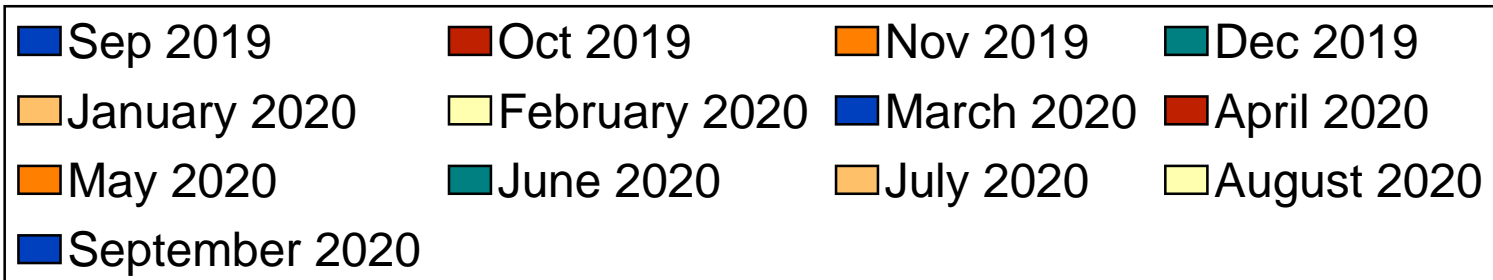
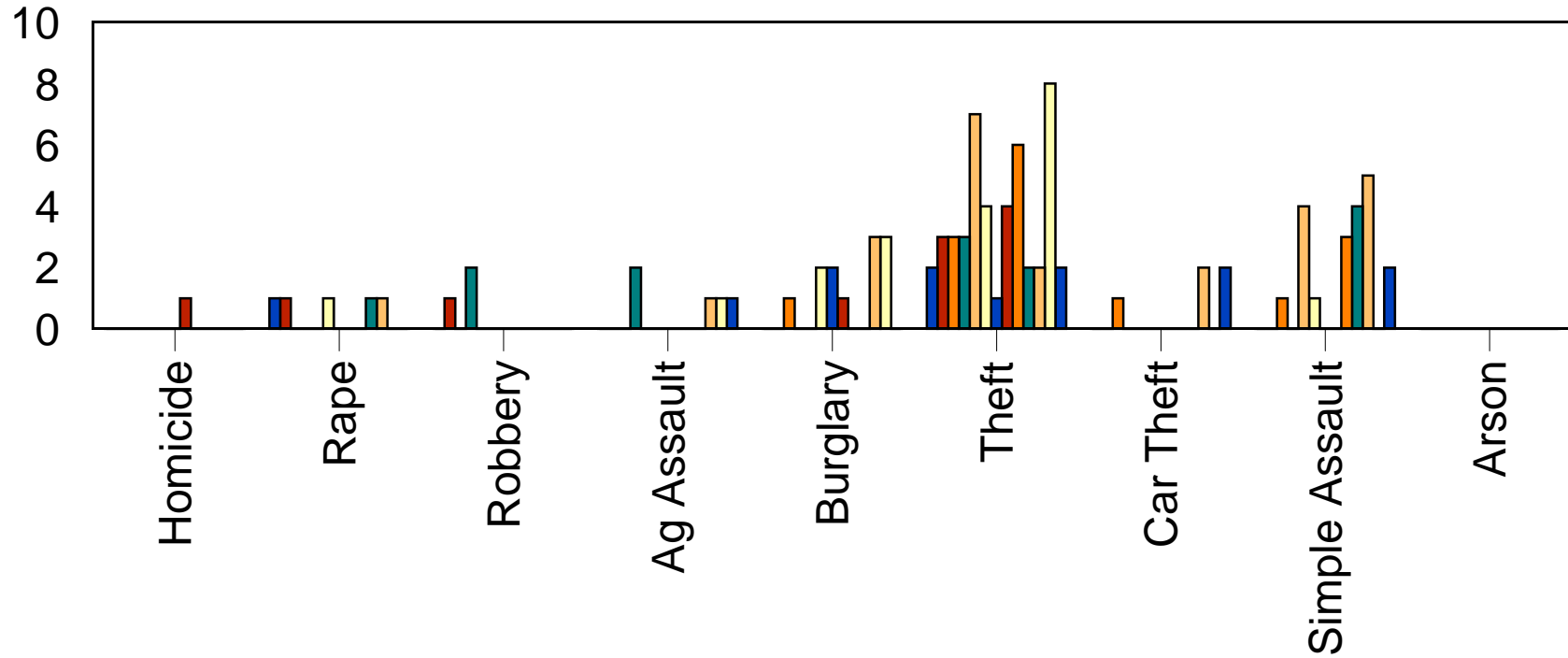
# Ward 3

## Part 2 Crimes - 12 Month Comparison



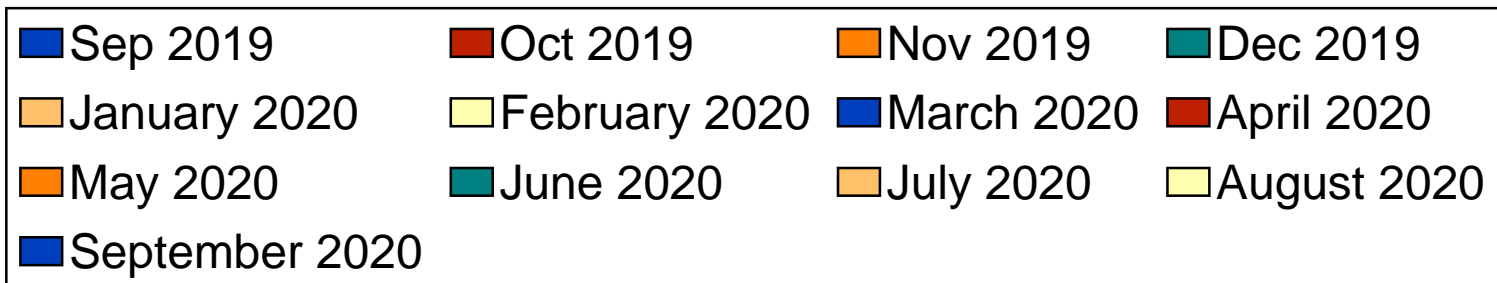
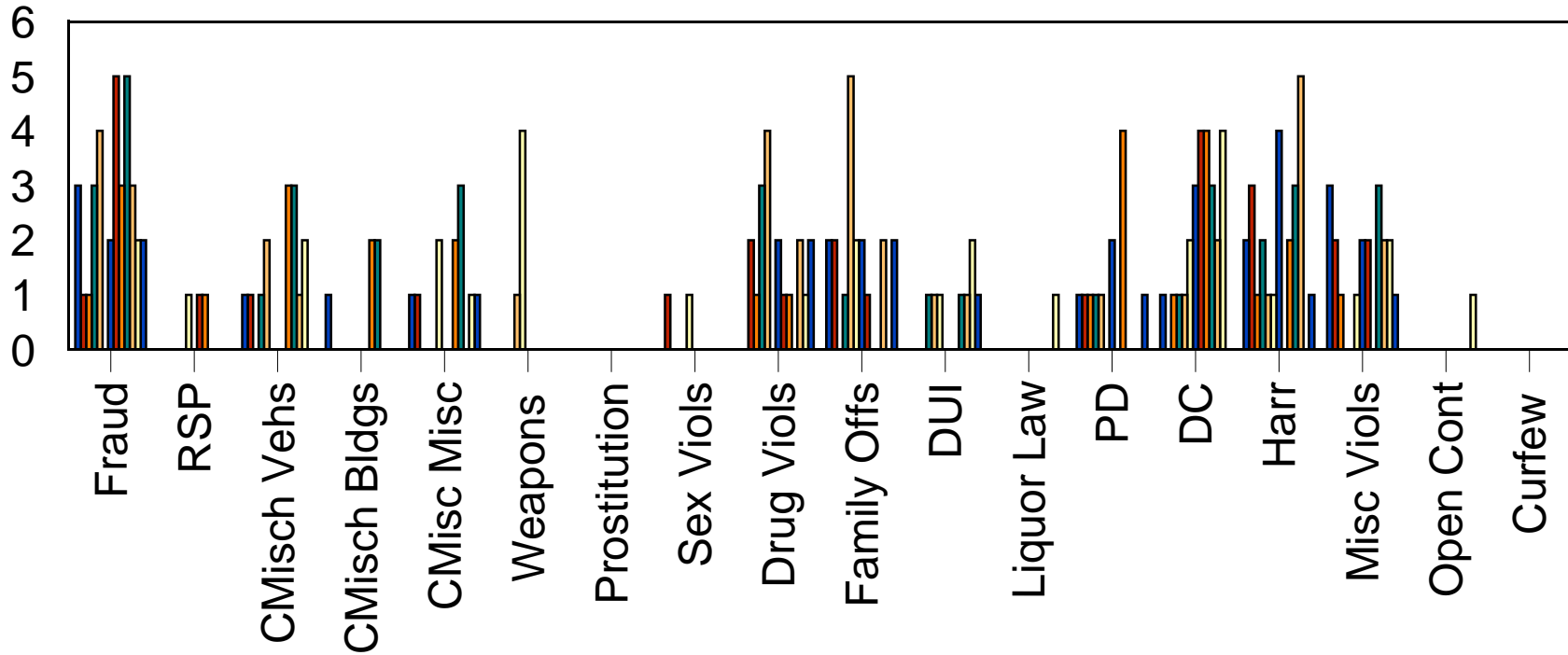
# Ward 4

## Part 1 Crimes - 12 Month Comparison



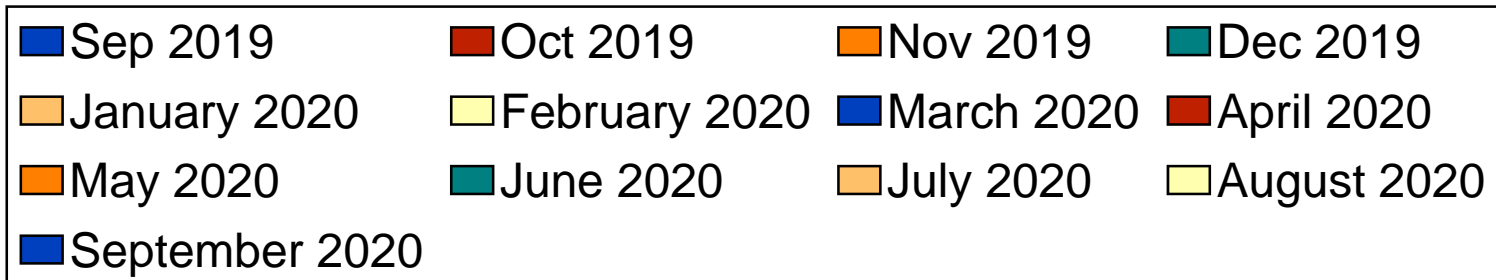
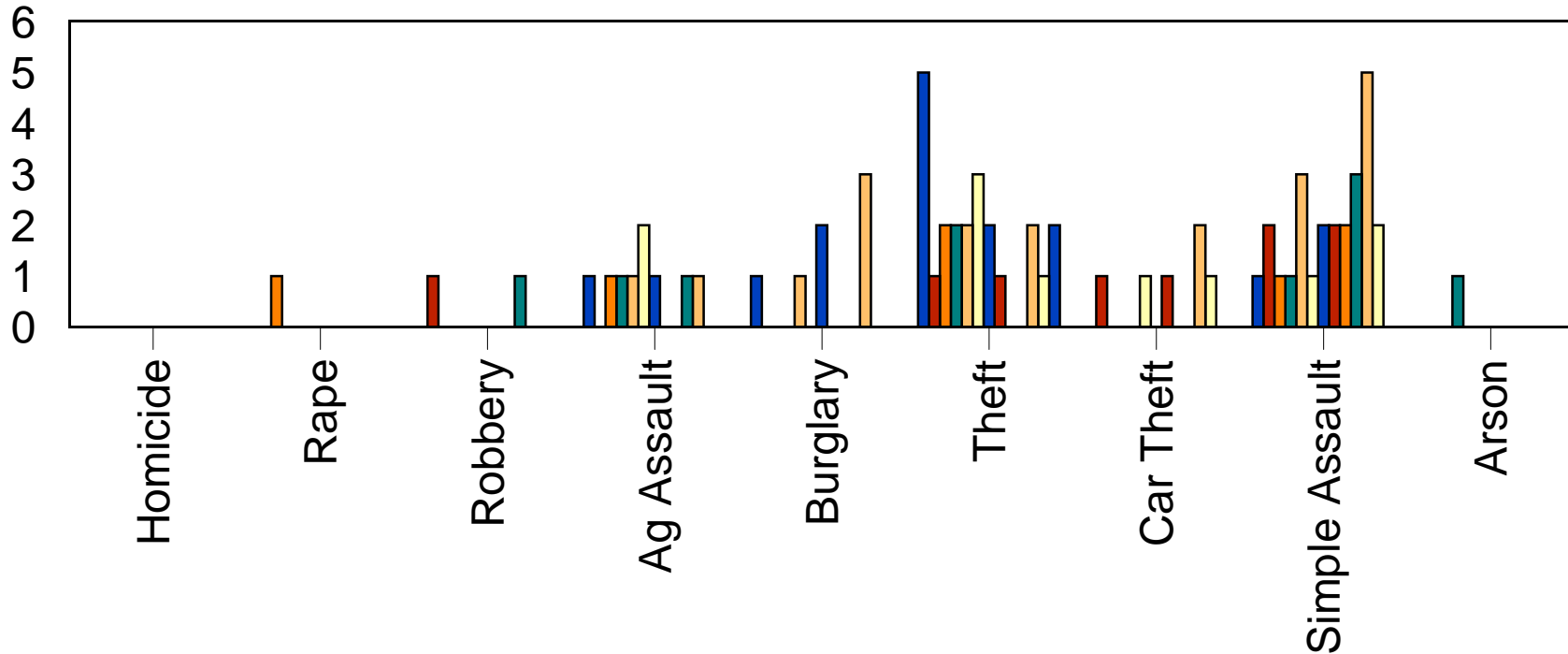
# Ward 4

## Part 2 Crimes - 12 Month Comparison



# Ward 5

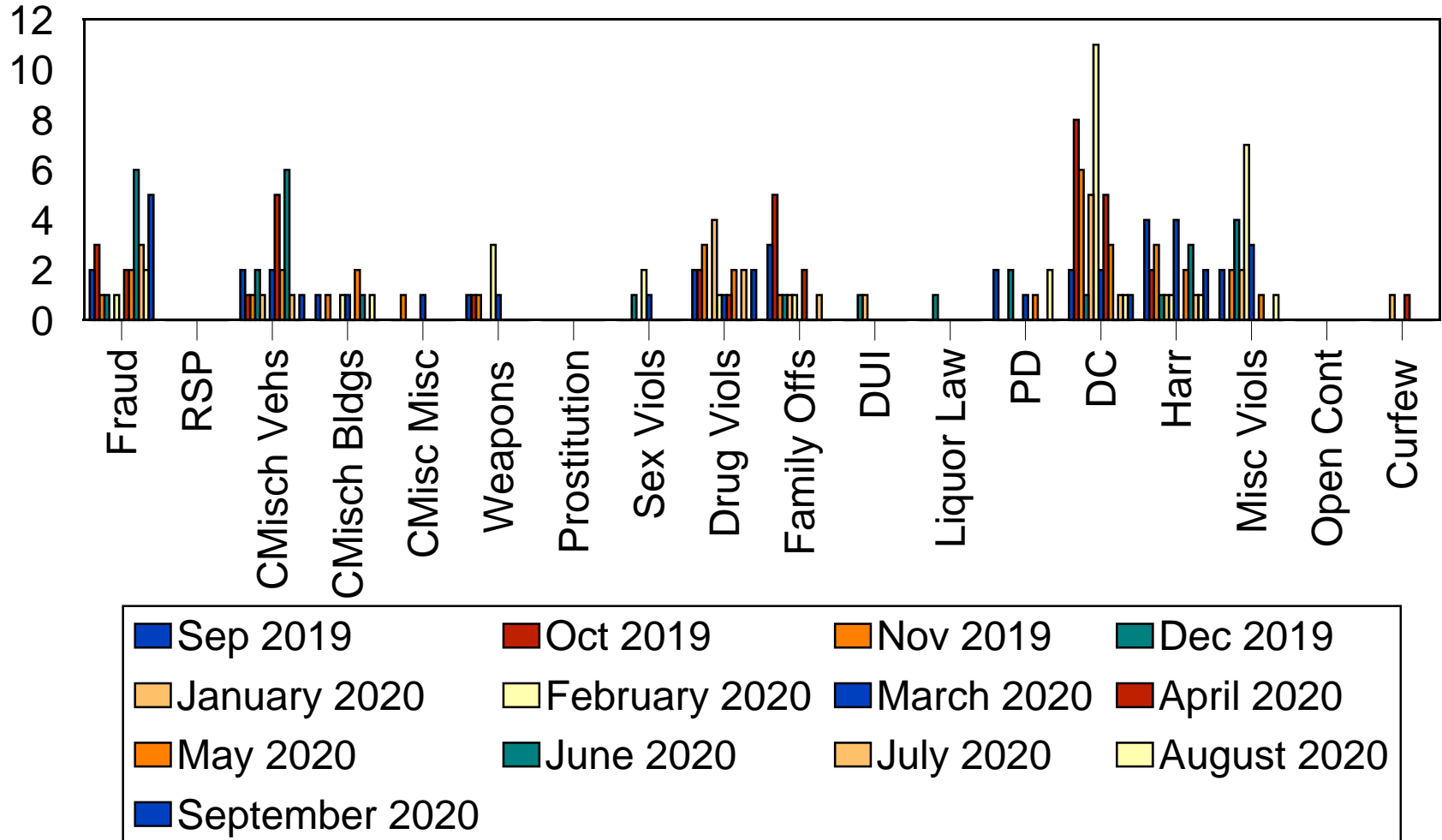
## Part 1 Crimes - 12 Month Comparison





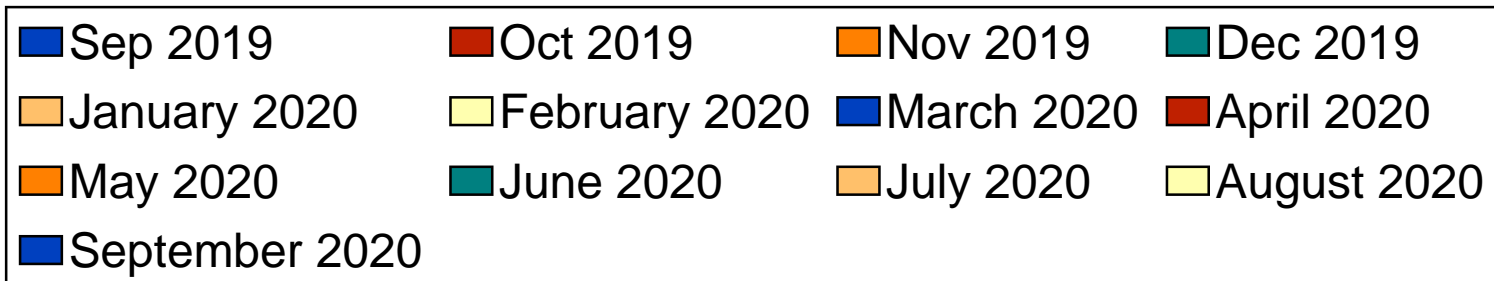
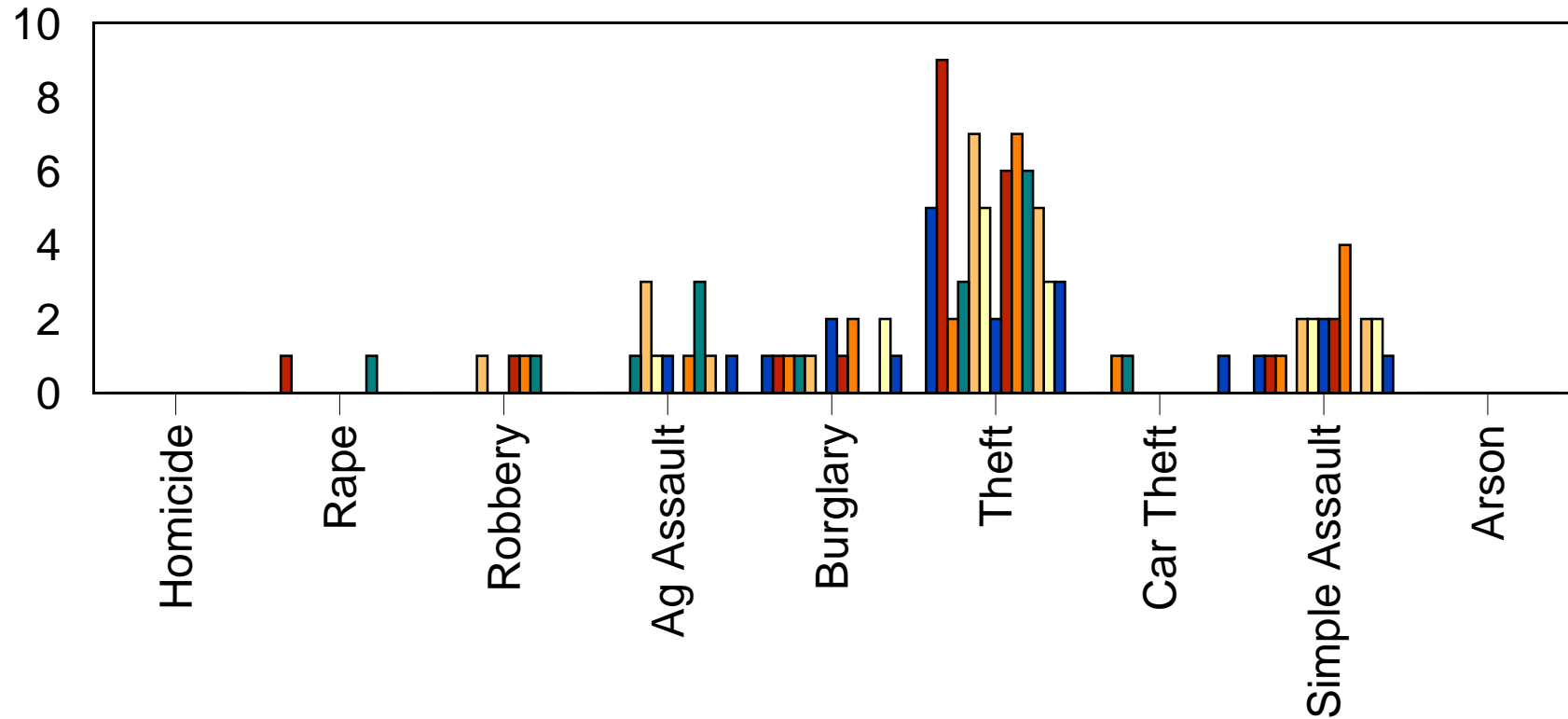
# Ward 5

## Part 2 Crimes - 12 Month Comparison



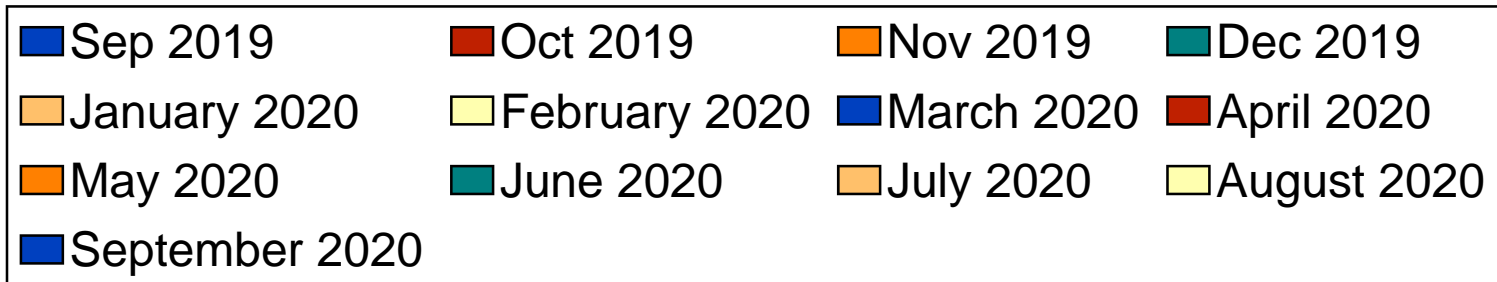
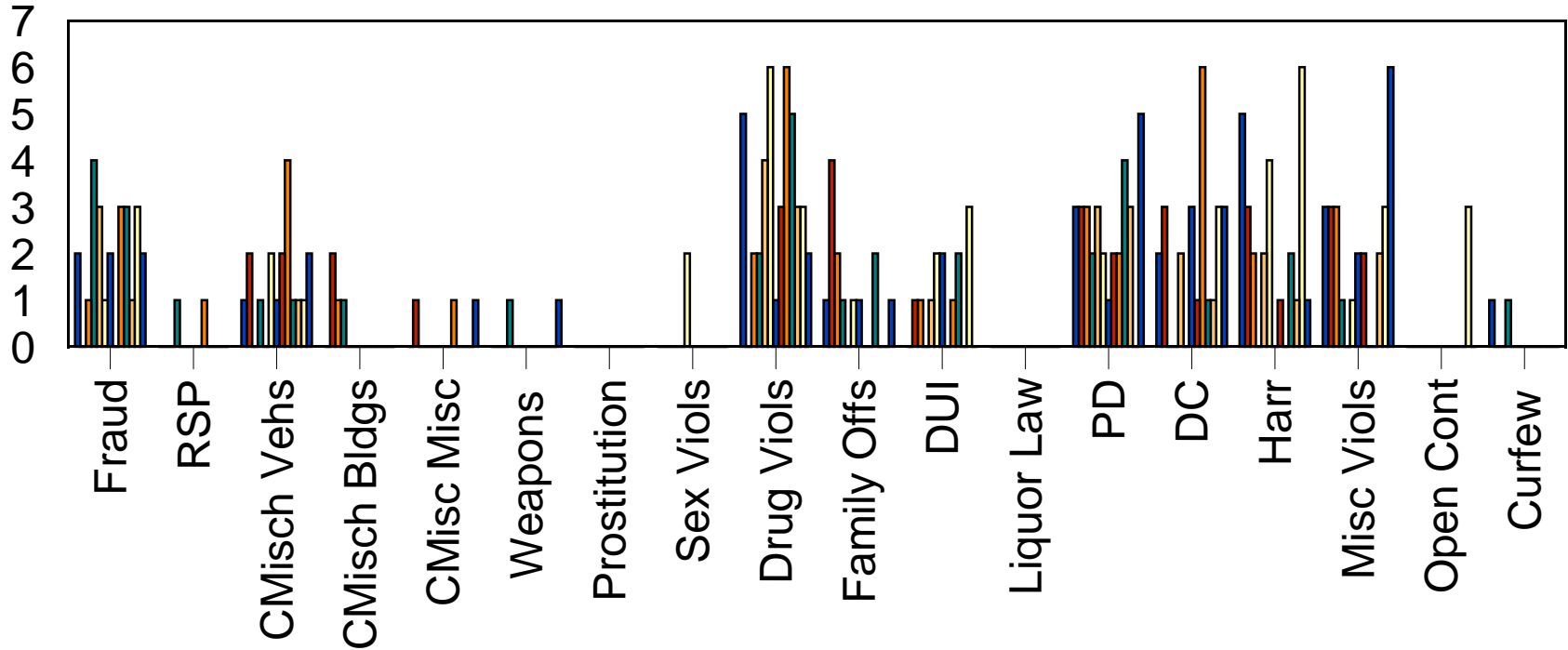
# Ward 6

## Part 1 Crimes - 12 Month Comparison



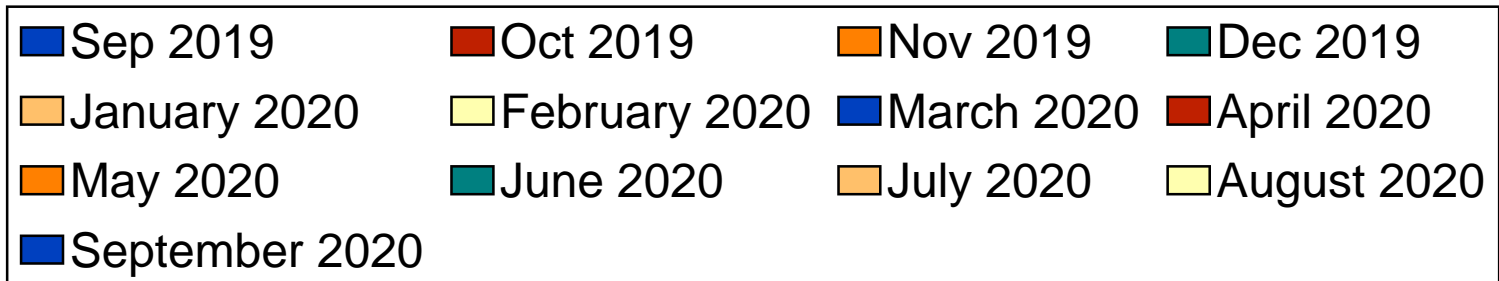
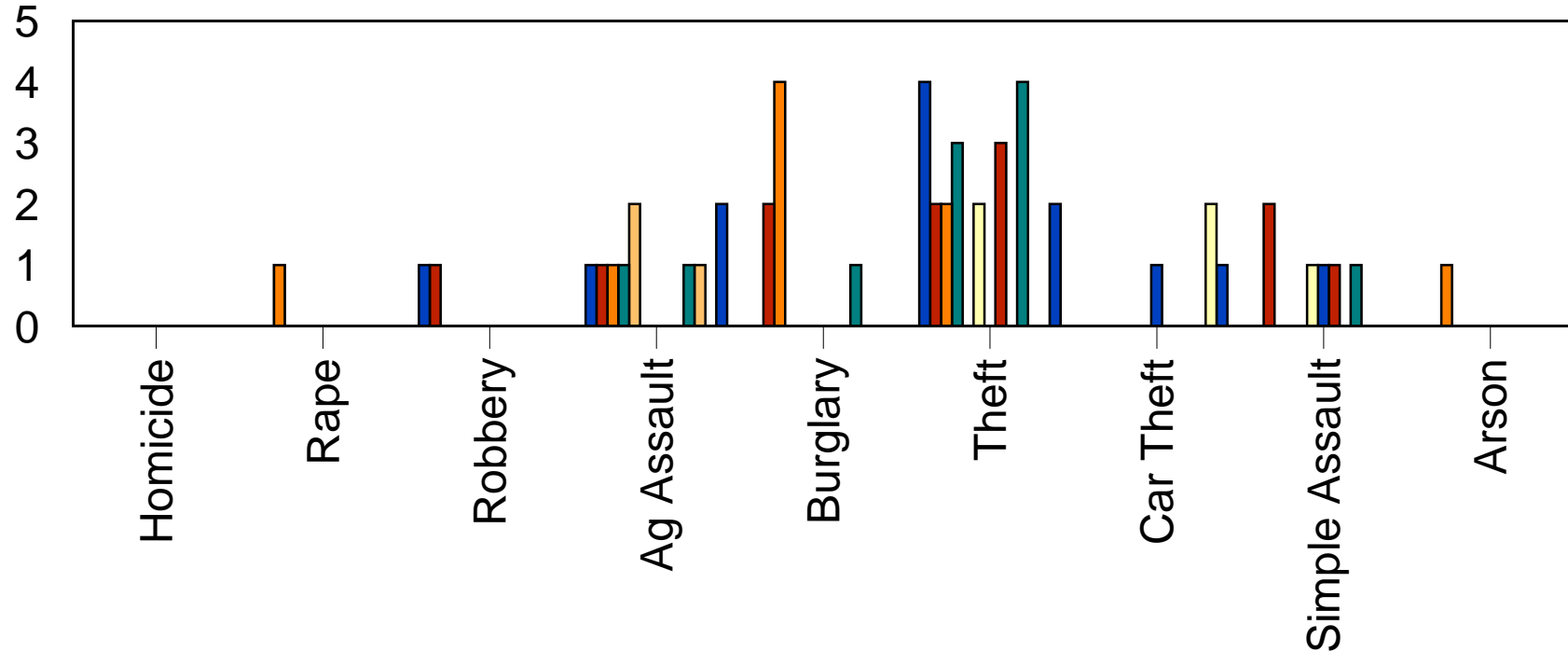
# Ward 6

## Part 2 Crimes - 12 Month Comparison



# Ward 7

## Part 1 Crimes - 12 Month Comparison



# Ward 7

## Part 2 Crimes - 12 Month Comparison

