

**POTTSTOWN POLICE DEPARTMENT
MEMORANDUM**

DATE: August 19, 2020
TO: BOROUGH COUNCIL
FROM: Kevin Owens
Department Administrative Manager
REF: Monthly Report for July 2020

During July 2020, the Pottstown Police Department answered 2,056 calls for service. Of these calls 2,049 occurred in the Borough.

During the month we averaged 66.32 calls per day or 33.16 calls per 12 hour shift. For the year we have answered 15,197 calls. The daily average for the year is 71.35 calls per day or 35.68 calls per 12 hour shift.

During July 2019, we answered 2,419 calls. We answered 363 less calls this month than last July. This is a decrease of 15.00% from last year. For the year we have answered 711 more calls than this time in 2019. This is an increase of 4.91%

Cc Borough Manager
Mayor
Chief
All Personnel

| July 2020 Tally Sheet | | | | | | | | | |
|------------------------------|---------------------------------------|-------------|-------------|------------|------------|-------------|-------------|-------------|-------------------|
| Code | Activity | 1 | 2 | 3 | 4 | 5 | 6 | 7 | Boro Total |
| 0100 | Murder- Manslaughter | 0 | 0 | 0 | 0 | 0 | 0 | 0 | 0 |
| 0200 | Forcible Rape | 0 | 0 | 0 | 1 | 0 | 0 | 0 | 1 |
| 0300 | Robbery | 0 | 1 | 0 | 0 | 0 | 0 | 0 | 1 |
| 0400 | Aggravated Assault | 1 | 1 | 4 | 1 | 1 | 1 | 1 | 10 |
| 0500 | Burglary | 1 | 0 | 0 | 3 | 0 | 0 | 0 | 4 |
| 0600 | Theft | 6 | 12 | 17 | 2 | 3 | 5 | 0 | 45 |
| 0700 | Motor Vehicle Theft | 1 | 0 | 1 | 2 | 1 | 0 | 0 | 5 |
| 0450 | Assaults other | 4 | 1 | 8 | 5 | 1 | 2 | 0 | 21 |
| 0900 | Arson | 0 | 0 | 0 | 0 | 0 | 0 | 0 | 0 |
| 1100 | Fraud | 2 | 3 | 6 | 3 | 3 | 1 | 2 | 20 |
| 1300 | Rec Stolen Property | 0 | 0 | 0 | 0 | 0 | 0 | 1 | 1 |
| 1410 | Criminal Mischief Vehicles | 3 | 0 | 4 | 1 | 1 | 1 | 2 | 12 |
| 1420 | Criminal Mischief Buildings | 3 | 1 | 0 | 0 | 0 | 0 | 0 | 4 |
| 1440 | Criminal Mischief All Others | 2 | 1 | 1 | 0 | 1 | 0 | 0 | 5 |
| 1500 | Weapons Violation | 0 | 2 | 1 | 0 | 0 | 0 | 0 | 3 |
| 1600 | Prostitution | 0 | 0 | 0 | 0 | 0 | 0 | 0 | 0 |
| 1700 | Sex Offenses | 2 | 3 | 1 | 0 | 0 | 0 | 0 | 6 |
| 1800 | Narcotics Violations | 9 | 8 | 6 | 2 | 0 | 3 | 1 | 29 |
| 2000 | Offenses against Family | 0 | 3 | 1 | 2 | 1 | 0 | 1 | 8 |
| 2100 | DUI | 0 | 0 | 2 | 1 | 0 | 0 | 1 | 4 |
| 2200 | Liquor Law Violations | 0 | 0 | 0 | 0 | 0 | 0 | 0 | 0 |
| 2300 | Public Drunkenness | 3 | 8 | 3 | 0 | 0 | 3 | 0 | 17 |
| 2400 | Disorderly Conduct | 3 | 7 | 5 | 2 | 1 | 1 | 1 | 20 |
| 2450 | Harassment | 3 | 4 | 9 | 5 | 1 | 1 | 0 | 23 |
| 2600 | All other Violations | 6 | 2 | 2 | 2 | 0 | 2 | 0 | 14 |
| 2691 | Open Container Violations | 0 | 0 | 0 | 0 | 0 | 0 | 0 | 0 |
| 2800 | Curfew Violations | 0 | 2 | 0 | 0 | 0 | 0 | 0 | 2 |
| 2900 | Runaways | 1 | 6 | 4 | 0 | 0 | 1 | 0 | 12 |
| 3600 | Domestic Disturbances | 26 | 26 | 27 | 15 | 14 | 15 | 5 | 128 |
| 3610 | Other Disturbances | 40 | 56 | 51 | 27 | 18 | 30 | 8 | 230 |
| 3810 | False Alarms | 7 | 5 | 22 | 6 | 5 | 11 | 7 | 63 |
| 3900 | Traffic and Parking Problems | 30 | 17 | 32 | 12 | 12 | 7 | 6 | 116 |
| 6001 | Hit and Run Injury | 0 | 0 | 0 | 1 | 0 | 0 | 0 | 1 |
| 6002 | Death | 0 | 0 | 0 | 0 | 0 | 0 | 0 | 0 |
| 6004 | Property Damage | 0 | 0 | 3 | 1 | 0 | 1 | 1 | 6 |
| 6005 | Hit and Run | 3 | 5 | 5 | 1 | 1 | 2 | 0 | 17 |
| 6006 | Injury | 1 | 3 | 2 | 2 | 0 | 0 | 1 | 9 |
| 6007 | Pedestrian | 1 | 0 | 0 | 1 | 0 | 0 | 0 | 2 |
| 6008 | Non-Injury | 9 | 5 | 19 | 2 | 3 | 7 | 1 | 46 |
| 6010 | Others | 0 | 0 | 0 | 0 | 0 | 0 | 0 | 0 |
| 6602 | Abandoned vehicles | 5 | 6 | 4 | 5 | 1 | 7 | 0 | 28 |
| 8000 | Warrants served | 1 | 4 | 4 | 2 | 0 | 3 | 0 | 14 |
| Misc | All other calls for service | 191 | 308 | 304 | 91 | 62 | 130 | 52 | 1138 |
| | Total calls 2020 | 364 | 500 | 548 | 198 | 130 | 234 | 91 | 2065 |
| | Total calls 2019 | 422 | 627 | 557 | 194 | 148 | 305 | 152 | 2405 |
| | Traffic Citations | | | | | | | | |
| | Speeding | 0 | 0 | 52 | 0 | 0 | 9 | 0 | 61 |
| | Other traffic citations | 12 | 10 | 56 | 0 | 3 | 12 | 3 | 96 |
| | Increase or Decrease from 2019 | -58 | -127 | -9 | 4 | -18 | -71 | -61 | -340 |
| | Percent Increase or Decrease | -16% | -25% | -2% | 2% | -14% | -30% | -67% | -16% |

Calls for Service - by UCR Code

Incidents Reported Between 07/01/2020 and 07/31/2020

POTTSTOWN BORO

| Code | Description | Primary Count | Secondary UCR Count | | |
|------|--|------------------|---------------------|--------|--------|
| | | | Code 2 | Code 3 | Code 4 |
| 0293 | FORCIBLE FONDLING | 1 | | | |
| 0341 | STRONG ARM - HIGHWAY | 1 | | | |
| 0410 | ASSAULT - FIREARM | 1 | | | |
| 0430 | ASSAULT-OTHER DANGEROUS WEAPON | 5 | | | |
| 0440 | ASSAULT - ATROCIOUS- HANDS,FISTS,FEET | 5 | | | |
| 0450 | OTHER ASSAULTS - NOT AGGRAVATED | 21 | 3 | | |
| 0511 | BURGLARY-FORCED ENTRY-RESIDENCE-NIGHT | 0 | 1 | | |
| 0512 | BURGLARY-FORCED ENTRY-RESIDENCE-DAY | 1 | | | |
| 0514 | BURGLARY-FORCE ENTRY-NON-RESID-NIGHT | 1 | | | |
| 0516 | BURGLARY-FORCED ENTRY-NON-RESID-TIME UNK | 1 | | | |
| 0522 | UNLAWFUL ENTRY-NO FORCE-RESIDENCE-DAY | 1 | | | |
| 0613 | THEFT-\$200 & OVER-RETAIL THEFT | 1 | | | |
| 0614 | THEFT-\$200 & OVER-FROM AUTO (EXCPT 0615) | 5 | | | |
| 0616 | THEFT-\$200 & OVER-BICYCLES | 1 | | | |
| 0617 | THEFT-\$200 & OVER-FROM BUILDINGS | 11 | 1 | | |
| 0619 | THEFT-\$200 & OVER-ALL OTHER | 4 | | | |
| 0623 | THEFT-\$50 TO \$200-RETAIL THEFT | 5 | | | |
| 0624 | THEFT-\$50 TO \$200-FROM AUTO (EXCPT 0625) | 1 | | | |
| 0626 | THEFT-\$50 TO \$200-BICYCLES | 3 | | | |
| 0627 | THEFT-\$50 TO \$200-FROM BUILDINGS | 4 | | | |
| 0629 | THEFT-\$50 TO \$200-ALL OTHER | 2 | | | |
| 0633 | THEFT-UNDER \$50-RETAIL THEFT | 4 | | | |
| 0635 | THEFT-UNDER \$50-AUTO PARTS & ACCESSORIES | 1 | 1 | | |
| 0636 | THEFT - UNDER \$50 - BICYCLES | 1 | | | |
| 0637 | THEFT - UNDER \$50 - FROM BUILDINGS | 1 | | | |
| 0644 | THEFT-ATTEMPTED-FROM AUTO (EXCEPT 0645) | 1 | | | |
| 0710 | MOTOR VEHICLE THEFT-AUTO | 4 | | | |
| 0713 | M.V. THEFT - AUTOS - DRIVEWAY | 1 | | | |
| 1010 | FORGERY | 1 | | | |
| 1100 | FRAUD | 9 | 1 | 1 | |
| 1120 | FRAUD - CREDIT CARDS | 5 | | | |
| 1130 | FRAUD - ALL OTHER (FLIM FLAM, CONFIDENCE | 6 | 1 | | |
| 1332 | STOLEN PROP.POSSESSING -ALL OTHER PROP. | 1 | | | |
| 1410 | CRIMINAL MISCHIEF TO AUTOMOBILES | 12 | 1 | | |
| 1420 | CRIMINAL MISCHIEF TO PRIVATE BUILDINGS | 4 | | | |
| 1440 | CRIMINAL MISCHIEF - ALL OTHER | 3 | 1 | | |
| 1450 | ALL OTHER VANDALISM(GRAFFITI) | 2 | | | |
| 1500 | WEAPONS-CARRYING,POSSESSING,ETC. | 3 | 3 | 1 | |
| 1700 | SEX OFFENSES (EXCEPT RAPE & PROSTITUTION | 1 | | | |
| 1720 | SEX OFFENSES - INDECENT EXPOSURE | 2 | | | |
| 1790 | SEX OFFENSES - REPORTS | 3 | | | |
| 1811 | NARCOTICS-SALE-MORPHINE,HEROIN,COCAINE | 8 | 2 | | |
| 1812 | NARCOTICS-SALE-MARIJUANA, HASHISH, ETC. | 3 | | | |
| 1813 | DRUGS-SALE/MFG-SYNTHETIC NARCOTICS | 3 | | | |
| 1831 | NARCOTICS-POSSESSION-MORP,HEROIN,COCAIN | 4 | | | |
| 1832 | NARCOTICS-POSSESSION-MARIJUANA,ETC. | 7 | | | 1 |
| 1833 | NARCOTICS-POSSESSION-SYNTHETIC NARCOTIC | 2 | 1 | 1 | |
| 1834 | NARCOTICS-POSSESSION-OTHER DANGEROUS | 2 | | | |

Calls for Service - by UCR Code

Incidents Reported Between 07/01/2020 and 07/31/2020

POTTSTOWN BORO



| Code | Description | Primary Count | Secondary UCR Count | | |
|------|--|---------------|---------------------|--------|--------|
| | | | Code 2 | Code 3 | Code 4 |
| 2000 | OFFENSES AGAINST FAMILY & CHILDREN | 1 | | | |
| 2001 | CHILD LINE REPORTS | 6 | 1 | | |
| 2020 | OFFENSES AGAINST FAMILY-CHILD ABUSE | 1 | | | |
| 2110 | DRIVING UNDER THE INFLUENCE-LIQUOR/DRUGS | 1 | | | |
| 2111 | DRIVING UNDER THE INFLUENCE - ALCOHOL | 1 | | | |
| 2112 | DRIVE UNDER INFLUENCE-ALCOHOL-IMPAIRED | 1 | | | |
| 2121 | DRIVE UNDER INFLUENCE - DRUGS | 1 | 1 | | |
| 2300 | PUBLIC DRUNKENNESS | 17 | | | |
| 2400 | DISORDERLY CONDUCT | 7 | | | |
| 2410 | HARASSMENT BY COMMUNICATION | 11 | 1 | | |
| 2430 | DISORDERLY CONDUCT - DRUGS | 2 | 1 | | |
| 2450 | HARASSMENT | 22 | 4 | | |
| 2600 | ALL OTHER CRIMES CODE VIOLATIONS | 1 | | | |
| 2632 | ALL OTHER OFFENSES - LITTERING | 1 | | | |
| 2639 | ALL OTHERS - ILLEGAL DUMPING | 6 | | | |
| 2640 | ALL OTHER ORDINANCE VIOLATIONS | 1 | | | |
| 2647 | ALL OTHERS - PROTECTIVE ORDERS | 3 | | | |
| 2660 | ALL OTHER OFFENSES - TRESPASSING | 2 | 5 | | |
| 2812 | CURFEW LAW (JUVENILE) - FEMALE | 2 | | | |
| 2900 | LOST/MISSING PERSONS | 4 | | | |
| 2910 | LOST/MISSING PROPERTY | 2 | | | |
| 2990 | RUNAWAYS - (JUVENILE) - REPORTS | 6 | | 1 | |
| 3000 | FOUND/RECOVERED PROPERTY | 27 | | | |
| 3320 | DOA | 5 | | | |
| 3321 | DOA - OVERDOSE | 2 | | | |
| 3330 | NALOXONE USE/OVERDOSE | 4 | | | |
| 3400 | MENTAL HEALTH | 56 | 1 | | |
| 3500 | SUSPICIOUS PERSONS,AUTOS,CIRCUMSTANCES | 258 | 1 | | |
| 3600 | DISTURBANCES-DOMESTIC | 128 | 43 | 7 | 1 |
| 3610 | DISTURBANCES-JUVENILE | 7 | | | |
| 3620 | DISTURBANCES-OTHER (FIGHTS,DISPUTES,ETC) | 137 | | | |
| 3630 | LOUD MUSIC DISTURBANCE | 34 | | | |
| 3650 | FIREWORKS | 52 | 3 | | |
| 3800 | SERVICE CALL-MISCELLANEOUS | 124 | 3 | | |
| 3810 | SERVICE CALL-ALARMS-UNFOUNDED-EXCPT FIRE | 63 | | | |
| 3820 | SERVICE CALL-ASSIST MOTORIST/DISABLE VEH | 1 | | | |
| 3840 | FIRES (INCLUDING ALARMS-FOUNDED/UNFOUND) | 22 | | | |
| 3870 | MEDICAL EMERGENCY | 77 | 1 | 1 | |
| 3881 | MEDICAL EMERGENCY-OVERDOSE | 10 | 4 | | |
| 3900 | TRAFFIC & PARKING PROBLEMS | 115 | | | |
| 4014 | NON-CRIMINAL-INVESTIGATE OPEN DOOR,ETC. | 4 | | | |
| 4026 | NON-CRIMINAL-WIRES AND POLES DOWN | 1 | | | |
| 4027 | 911 HANGUPS-UNFOUNDED | 15 | | | |
| 4028 | NON-CRIMINAL-OTHER INVESTIGATIONS | 67 | 1 | | |
| 4029 | GUNSHOTS | 2 | | | |
| 5008 | LOST & FOUND - LOST ARTICLES | 1 | | | |
| 5100 | JUVENILE | 10 | 2 | | |
| 5105 | INFORMATION | 6 | | | |

Calls for Service - by UCR Code

Incidents Reported Between 07/01/2020 and 07/31/2020


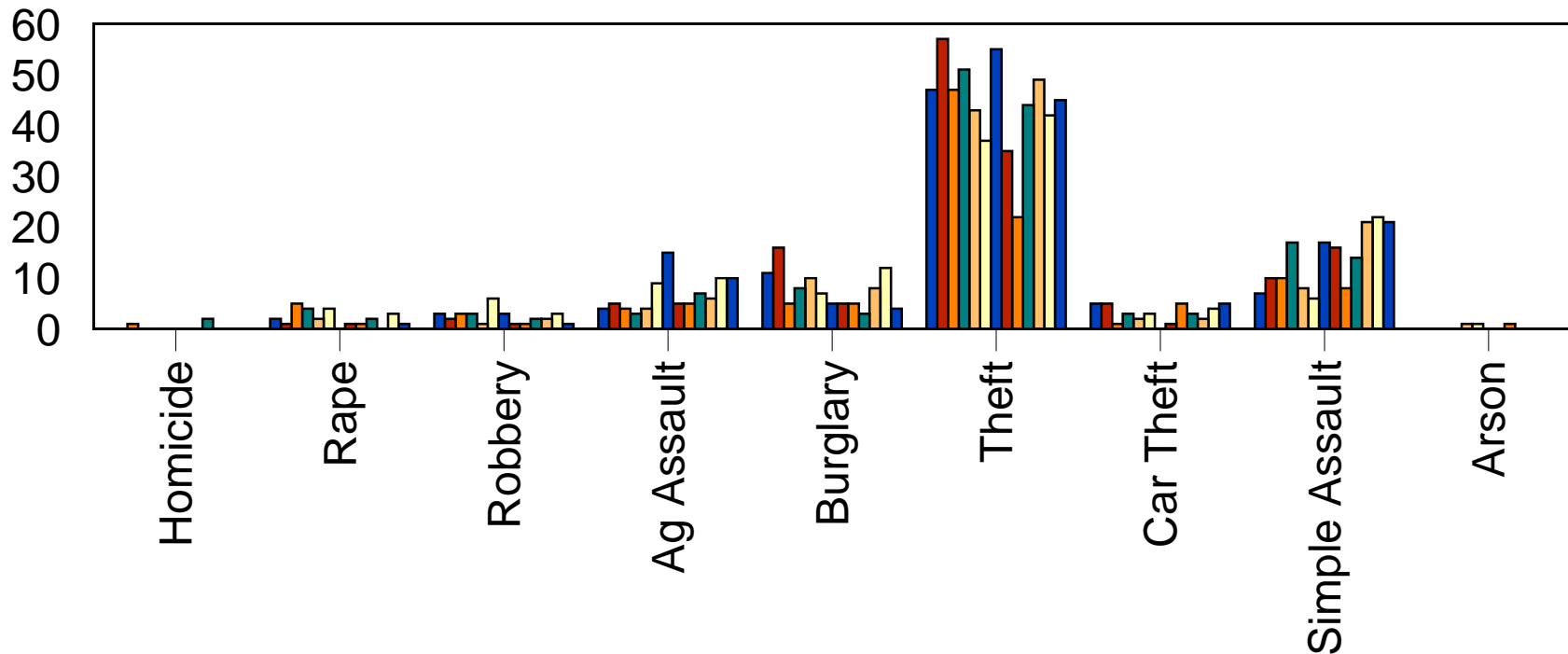
POTTSTOWN BORO



| Code | Description | Primary Count | Secondary UCR Count | | |
|------|--|------------------|---------------------|--------|--------|
| | | | Code 2 | Code 3 | Code 4 |
| 5502 | ANIMAL COMPLAINTS - BARKING DOGS(UNF) | 3 | | | |
| 5504 | ANIMAL COMPLAINTS - DOG BITES | 1 | | | |
| 5506 | ANIMAL COMPLAINTS - STRAY ANIMALS | 16 | | | |
| 5510 | ANIMAL COMPLAINTS - OTHER | 9 | | | |
| 6001 | TRAFFIC ACCIDENT-HIT AND RUN-INJURY | 1 | | | |
| 6004 | TRAFFIC ACC. INVOLVING PROPERTY DAMAGE | 6 | | | |
| 6005 | TRAFFIC ACCIDENT- HIT AND RUN | 17 | | | |
| 6006 | TRAFFIC ACCIDENT INVOLVING INJURY | 9 | | | |
| 6007 | TRAFFIC ACCIDENT-PEDESTRIAN | 2 | | | |
| 6008 | ACCIDENT INVOLVING NONINJURY | 46 | | | |
| 6350 | TRAFFIC ENFORCEMENT-PATROL | 6 | | | |
| 6602 | TRAFFIC RELATED -IMPOUNDED,ABANDON M.V. | 26 | | | |
| 6605 | TRAFFIC RELATED-UNFOUND ACCIDENT | 1 | | | |
| 6608 | TRAFFIC RELATED - ESCORTS | 1 | | | |
| 6612 | TRAFFIC RELATED - SIGNALS-SIGNS OUT | 1 | | | |
| 6613 | TRAFFIC RELATED-SEIZED REG OR LICENSE | 2 | | | |
| 7002 | BUILDING CHECKS - OFFICER INITIATED | 88 | | | |
| 7003 | BUILDING CHECK BUSINESS | 155 | | | |
| 7008 | PUBLIC SERVICES - MEDICAL ASSISTANCE | 2 | | | |
| 7502 | ASSIST OTHER AGENCIES - FIRE DEPT. | 15 | | | |
| 7504 | ASSIST OTHER AGENCIES - OTHER POLICE | 36 | 1 | | 1 |
| 7506 | ASSISTING OTHER AGENCIES - ALL OTHERS | 4 | 2 | | |
| 7508 | ASSIST POTTSTOWN POLICE | 10 | | | |
| 7510 | LIVE SCAN | 4 | | | |
| 8010 | WARRANTS - LOCAL - CRIMINAL | 1 | | | |
| 8014 | WARRANTS - LOCAL - OTHER WARRANTS | 0 | 1 | | |
| 8110 | WARRANTS - MONTGOMERY COUNTY BENCH | 0 | 2 | | |
| 8114 | WARRANTS - OTHER AUTHORITY-OTHER WARRANT | 13 | 2 | | |
| 8504 | DEPARTMENTAL SERVICES - JAIL DUTY | 33 | | | |
| 8510 | DEPT. SERVICES - NNCIC LOOK-UPS | 1 | | | |
| 8518 | DEPARTMENTAL SERVICES - RECORD CHECKS | 2 | | | |
| 9100 | CARD STRUCK WHEN NOT NEEDED | 55 | | | |
| CITT | TRAFFIC CITATION | 127 | | | |
| | Total Calls | 2,189 | | | |

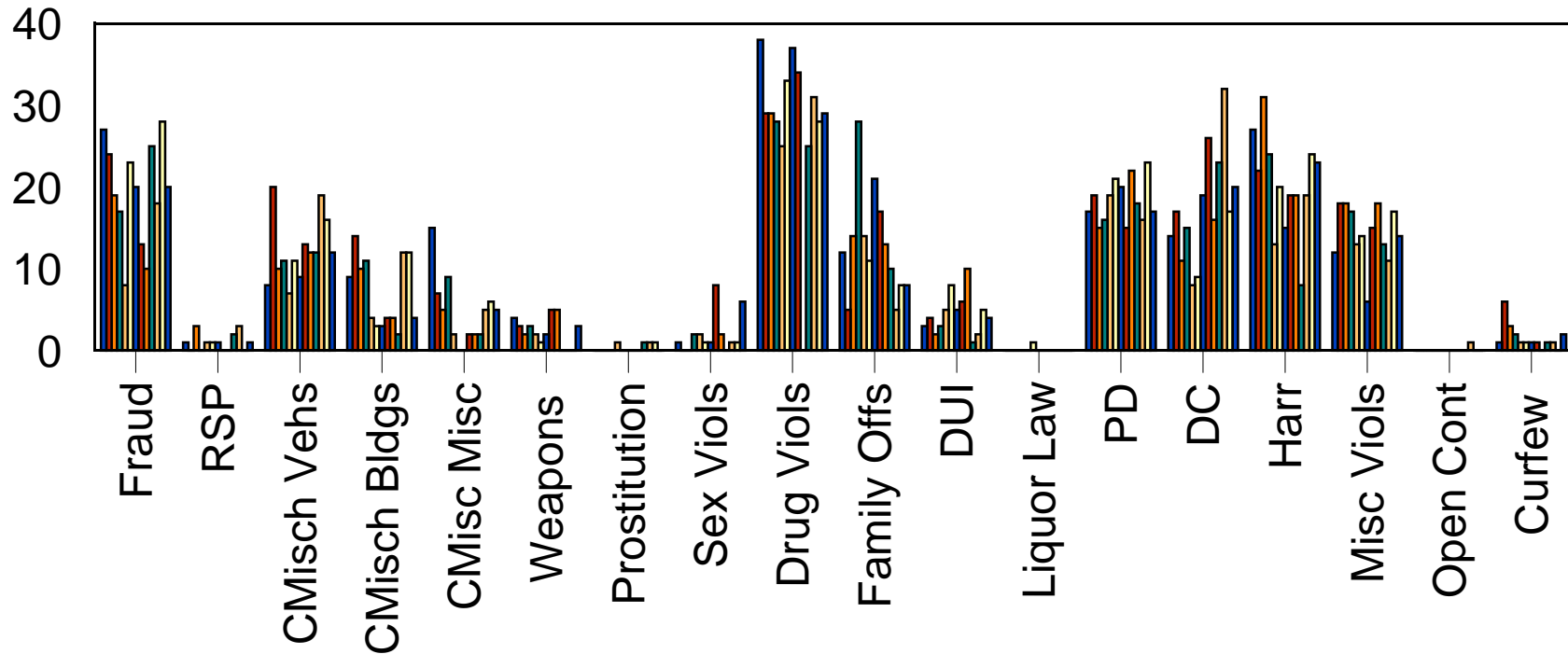
Borough of Pottstown

Part 1 Crimes - 12 Month Comparison




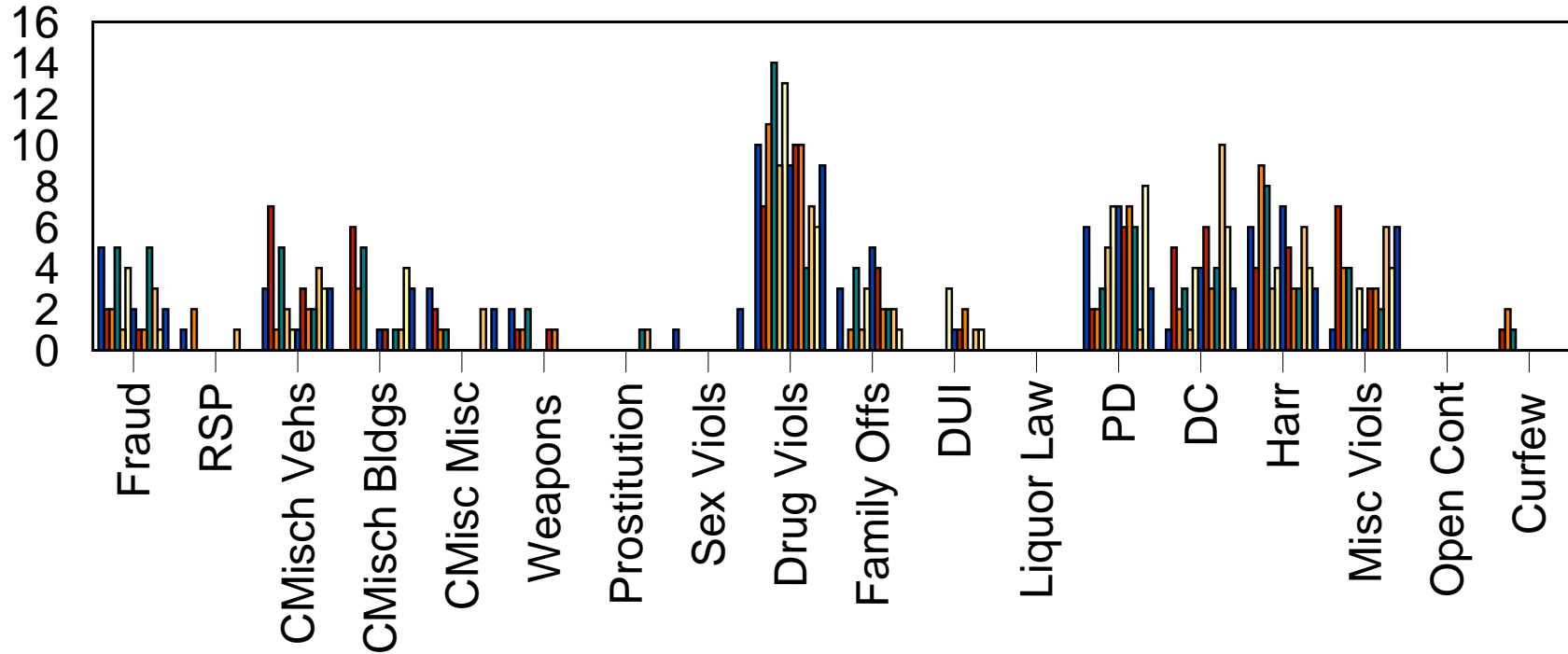
Borough of Pottstown

Part 2 Crimes - 12 Month Comparison




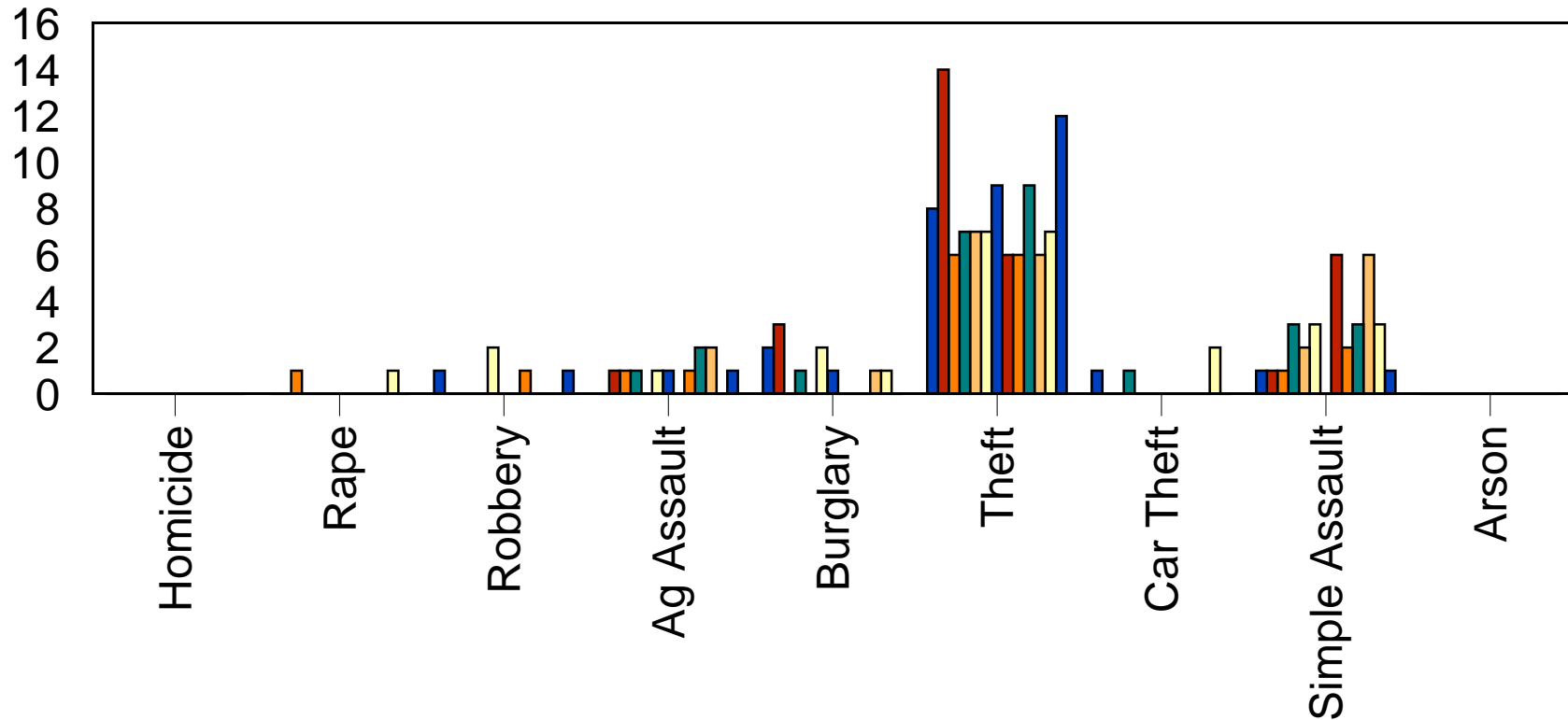
Ward 1

Part 2 Crimes - 12 Month Comparison



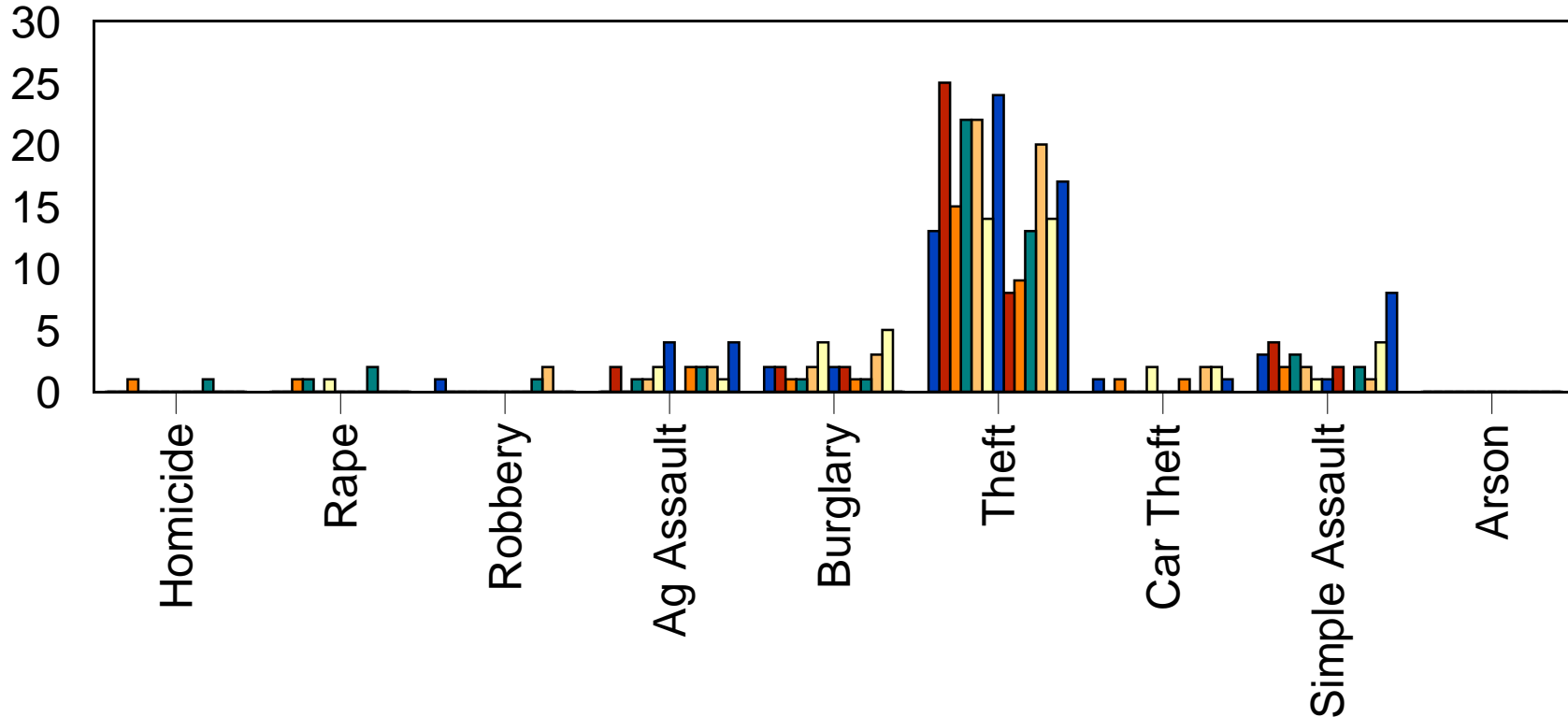
Ward 2

Part 1 Crimes - 12 Month Comparison



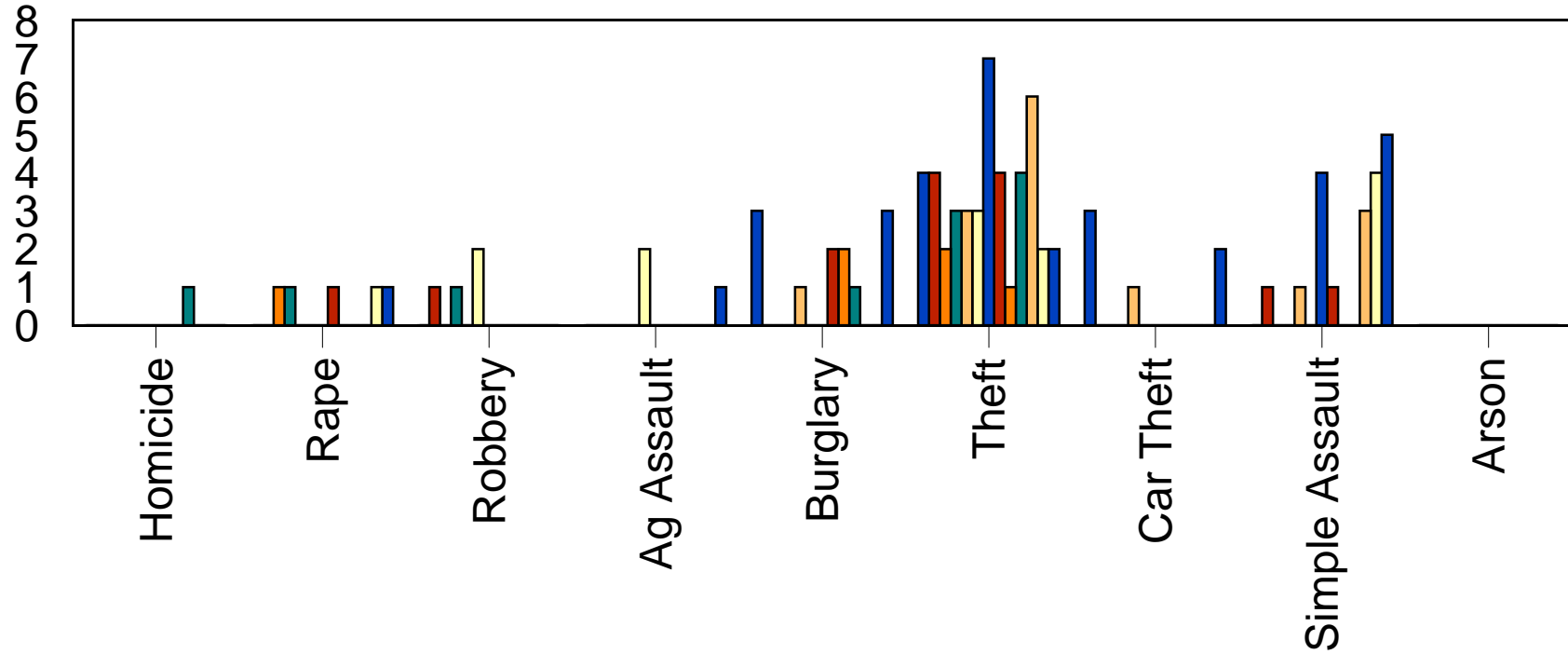
Ward 3

Part 1 Crimes - 12 Month Comparison



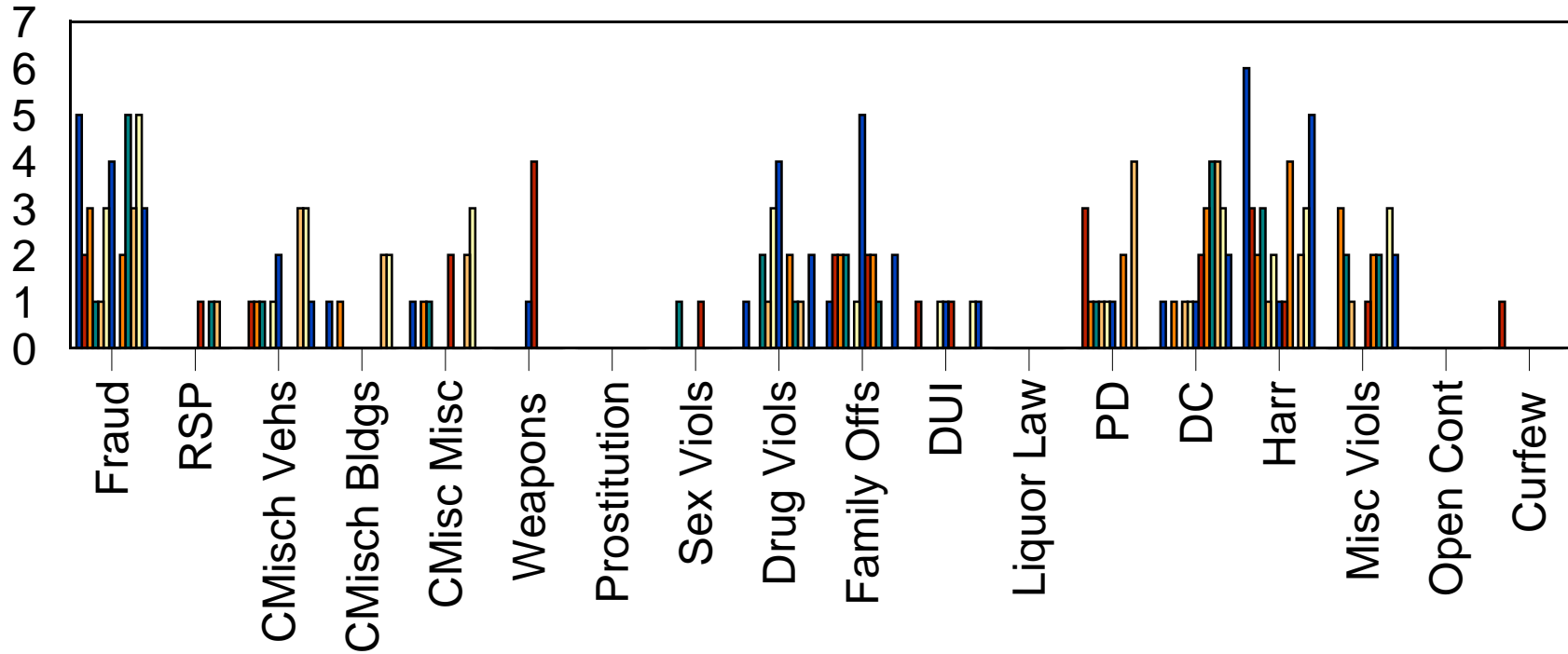
Ward 4

Part 1 Crimes - 12 Month Comparison




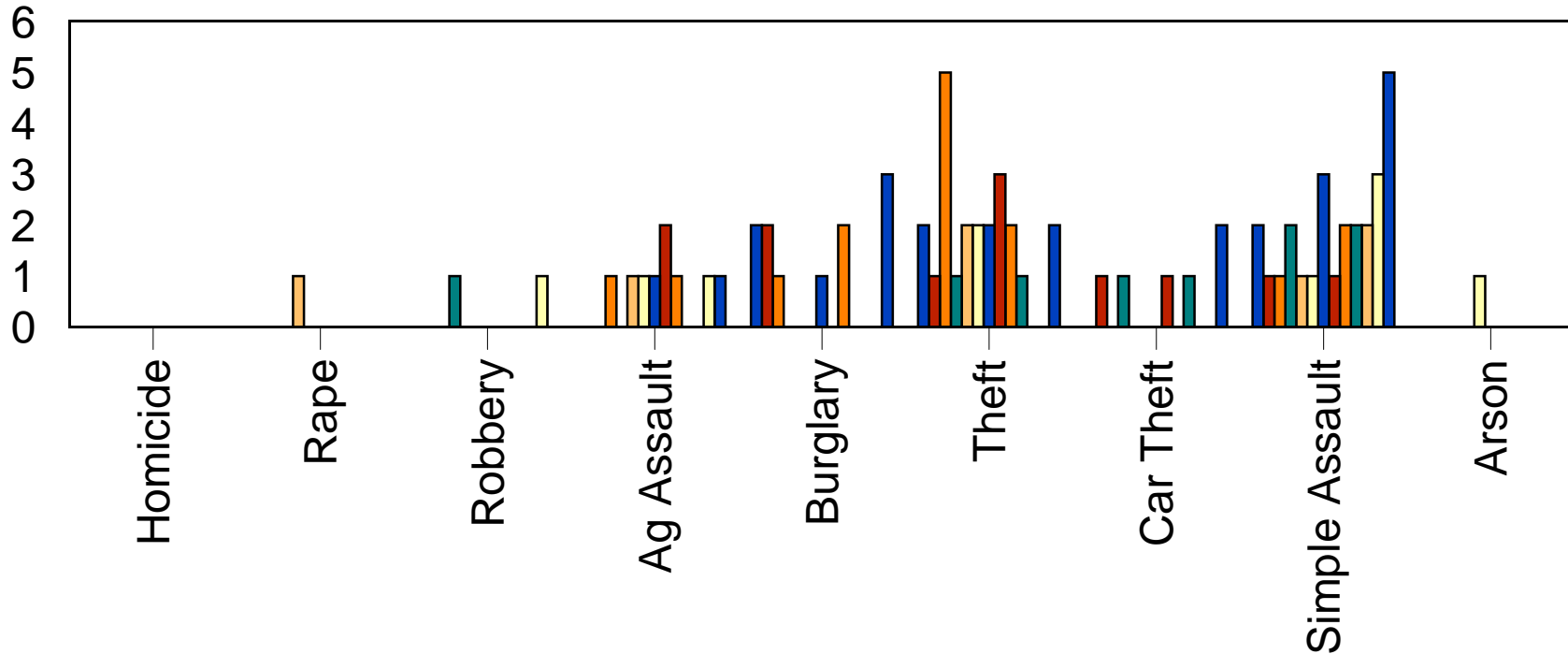
Ward 4

Part 2 Crimes - 12 Month Comparison



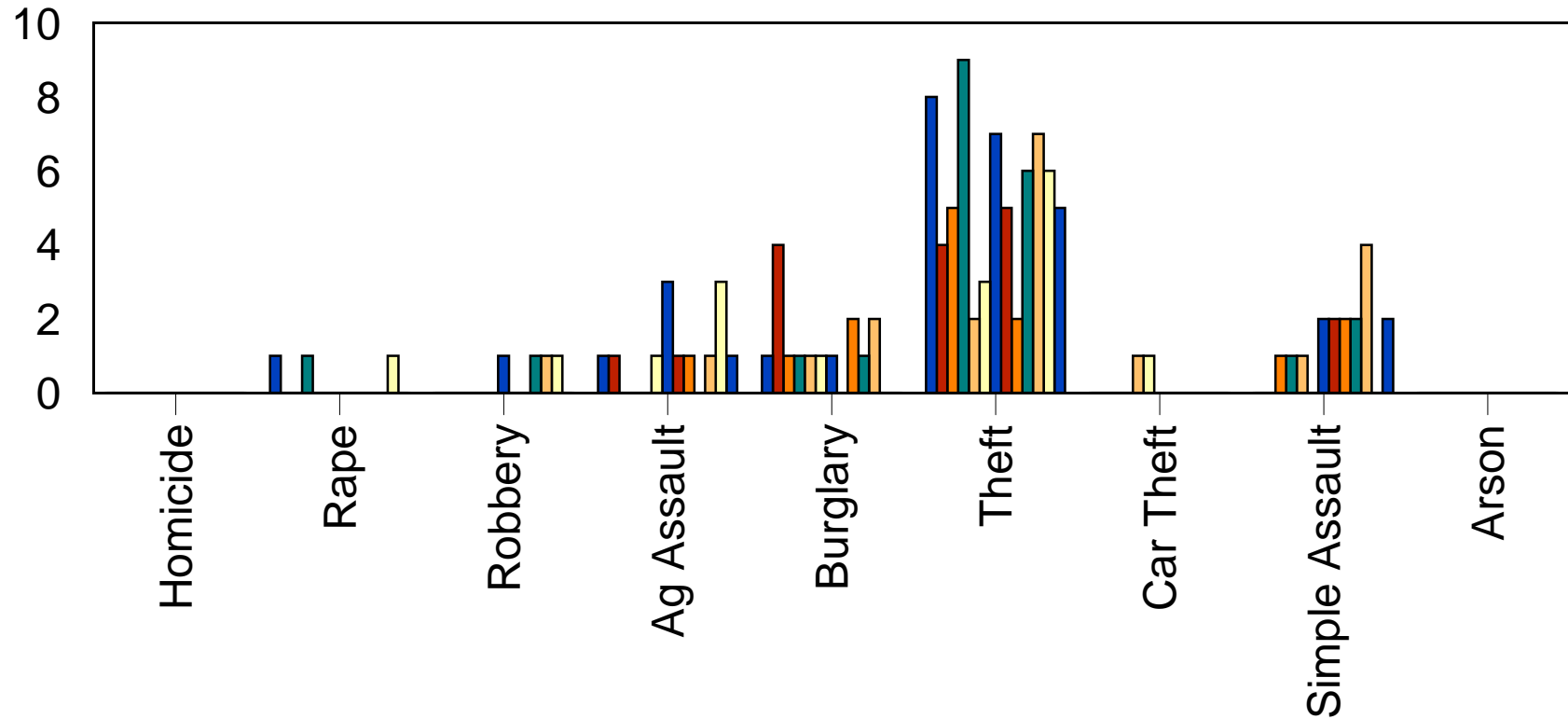
Ward 5

Part 1 Crimes - 12 Month Comparison




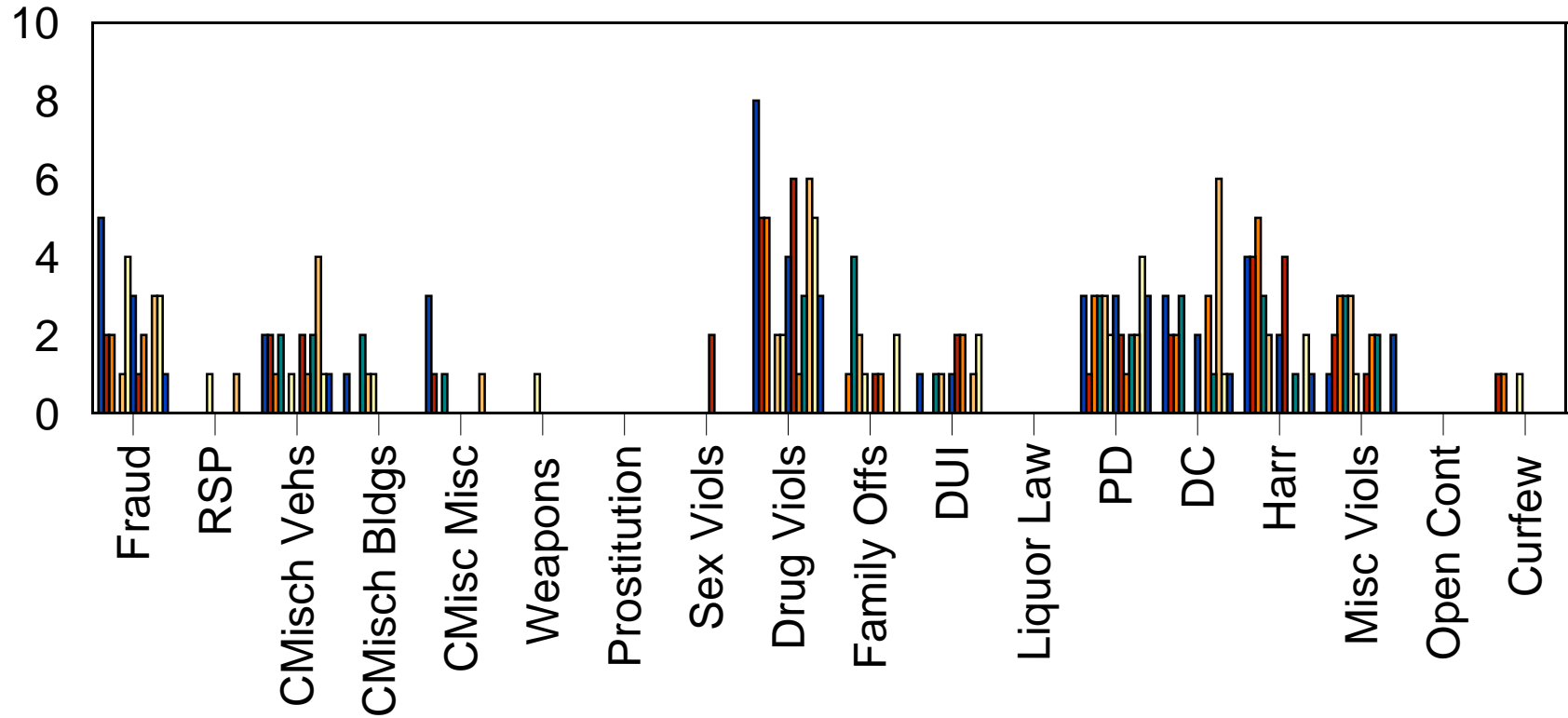
Ward 6

Part 1 Crimes - 12 Month Comparison



Ward 6

Part 2 Crimes - 12 Month Comparison



Ward 7

Part 2 Crimes - 12 Month Comparison

