

**POTTSTOWN POLICE DEPARTMENT
MEMORANDUM**

DATE: June 29,2020
TO: BOROUGH COUNCIL
FROM: Kevin Owens
Department Administrative Manager
REF: Monthly Report for May 2020

During May 2020, the Pottstown Police Department answered 2,431 calls for service. Of these calls 2,429 occurred in the Borough.

During the month we averaged 78.42 calls per day or 39.21 calls per 12 hour shift. For the year we have answered 10,814 calls. The daily average for the year is 71.14 calls per day or 35.57 calls per 12 hour shift.

During May 2019, we answered 2,389 calls. We answered 40 more calls this month than last May. This is an increase of 1.65% from last year. For the year we have answered 1,018 more calls than this time in 2019. This is an increase of 9.41%

Cc Borough Manager
Mayor
Chief
All Personnel

May 2020 Ward Tally Sheet									
Code	Activity	1	2	3	4	5	6	7	Boro Total
0100	Murder- Manslaughter	0	0	0	0	0	0	0	0
0200	Forcible Rape	0	0	0	0	0	0	0	0
0300	Robbery	0	0	2	0	0	0	0	2
0400	Aggravated Assault	1	2	2	0	0	1	0	6
0500	Burglary	2	1	3	0	0	2	0	8
0600	Theft	10	6	20	6	0	7	0	49
0700	Motor Vehicle Theft	0	0	2	0	0	0	0	2
0450	Assaults other	5	6	1	3	2	4	0	21
0900	Arson	0	0	0	0	0	0	0	0
1100	Fraud	3	3	1	3	2	3	3	18
1300	Rec Stolen Property	1	0	0	1	0	1	0	3
1410	Criminal Mischief Vehicles	4	4	2	3	2	4	0	19
1420	Criminal Mischief Buildings	1	4	2	2	2	0	1	12
1440	Criminal Mischief All Others	2	0	0	2	0	1	0	5
1500	Weapons Violation	0	0	0	0	0	0	0	0
1600	Prostitution	1	0	0	0	0	0	0	1
1700	Sex Offenses	0	0	0	0	0	0	0	0
1800	Narcotics Violations	7	10	5	1	2	6	0	31
2000	Offenses against Family	2	1	2	0	0	0	0	5
2100	DUI	1	0	0	0	0	1	0	2
2200	Liquor Law Violations	0	0	0	0	0	0	0	0
2300	Public Drunkenness	1	4	3	4	1	2	1	16
2400	Disorderly Conduct	10	8	0	4	3	6	1	32
2450	Harassment	6	6	3	2	2	0	0	19
2600	All other Violations	6	0	3	0	1	0	1	11
2691	Open Container Violations	0	1	0	0	0	0	0	1
2800	Curfew Violations	0	0	1	0	0	0	0	1
2900	Runaways	1	2	1	2	0	0	1	7
3600	Domestic Disturbances	40	43	25	15	15	12	1	151
3610	Other Disturbances	76	42	63	21	35	16	4	257
3810	False Alarms	5	11	12	20	4	11	0	63
3900	Traffic and Parking Problems	15	23	24	16	3	18	4	103
6001	Hit and Run Injury	0	0	0	0	0	0	0	0
6002	Death	0	0	0	0	0	0	0	0
6004	Property Damage	1	1	1	0	1	1	1	6
6005	Hit and Run	2	1	4	2	1	1	2	13
6006	Injury	0	0	3	1	0	0	3	7
6007	Pedestrian	1	0	2	1	0	0	0	4
6008	Non-Injury	7	2	11	3	2	4	3	32
6010	Others	0	0	0	0	0	0	0	0
6602	Abandoned vehicles	4	2	0	2	2	4	0	14
8000	Warrants served	1	5	1	0	1	1	0	9
Misc	All other calls for service	308	341	397	124	89	234	73	1337
	Total calls 2020	515	526	566	232	166	330	96	2431
	Total calls 2019	465	593	506	199	189	310	127	2389
	Traffic Citations								
	Speeding	0	0	0	0	0	1	0	1
	Other traffic citations	14	6	10	3	1	3	6	43
	Increase or Decrease from 2019	50	-67	60	33	-23	20	-31	42
	Percent Increase or Decrease	10%	-13%	11%	14%	-14%	6%	-32%	2%

Calls for Service - by UCR Code

Incidents Reported Between 05/01/2020 and 05/31/2020

All Municipalities



Code	Description	Primary Count	Secondary UCR Count		
			Code 2	Code 3	Code 4
0330	ROBBERY-OTHER DANGEROUS WEAPON	1			
0345	STRONG ARM - CHAIN STORE	1			
0410	ASSAULT - FIREARM	2			
0440	ASSAULT - ATROCIOUS- HANDS,FISTS,FEET	4			
0450	OTHER ASSAULTS - NOT AGGRAVATED	21	3		
0512	BURGLARY-FORCED ENTRY-RESIDENCE-DAY	2			
0513	BURGLARY-FORCED ENTRY-RESIDNTL-TIME UNKN	1			
0514	BURGLARY-FORCE ENTRY-NON-RESID-NIGHT	2			
0516	BURGLARY-FORCED ENTRY-NON-RESID-TIME UNK	1			
0522	UNLAWFUL ENTRY-NO FORCE-RESIDENCE-DAY	1			
0613	THEFT-\$200 & OVER-RETAIL THEFT	1			
0614	THEFT-\$200 & OVER-FROM AUTO (EXCPT 0615)	4			
0617	THEFT-\$200 & OVER-FROM BUILDINGS	6	1		
0619	THEFT-\$200 & OVER-ALL OTHER	1			
0623	THEFT-\$50 TO \$200-RETAIL THEFT	4			
0624	THEFT-\$50 TO \$200-FROM AUTO (EXCPT 0625)	4			
0626	THEFT-\$50 TO \$200-BICYCLES	3			
0627	THEFT-\$50 TO \$200-FROM BUILDINGS	6			
0629	THEFT-\$50 TO \$200-ALL OTHER	4			
0633	THEFT-UNDER \$50-RETAIL THEFT	6			
0634	THEFT-UNDER \$50-FROM AUTO (EXCEPT 0635)	2			
0635	THEFT-UNDER \$50-AUTO PARTS & ACCESSORIES	2			
0636	THEFT - UNDER \$50 - BICYCLES	2			
0637	THEFT - UNDER \$50 - FROM BUILDINGS	3			
0644	THEFT-ATTEMPTED-FROM AUTO (EXCEPT 0645)	1			
0712	M.V. THEFT - STREET - RESIDENTIAL AREA	1			
0713	M.V. THEFT - AUTOS - DRIVEWAY	0	1		
0733	M.V.THEFT-OTHER VEHICLE-DRIVEWAY	1			
1010	FORGERY	4			
1026	COUNTERFEITING - USING	1			
1100	FRAUD	10			
1110	FRAUD - BAD CHECKS	1			
1120	FRAUD - CREDIT CARDS	5			
1130	FRAUD - ALL OTHER (FLIM FLAM, CONFIDENCE	2			
1300	STOLEN PROPERTY-RECEIVING,POSSESSING,ETC	1			
1321	STOLEN PROP.-RECEIVING MOTOR VEHICLE	2			
1410	CRIMINAL MISCHIEF TO AUTOMOBILES	20	2	1	
1420	CRIMINAL MISCHIEF TO PRIVATE BUILDINGS	13	1		
1430	CRIMINAL MISCHIEF - PUBLIC BUILDINGS	0	1	1	
1440	CRIMINAL MISCHIEF - ALL OTHER	5	2	1	1
1500	WEAPONS-CARRYING,POSSESSING,ETC.	0	1	1	
1690	PROSTITUTION/VICE - REPORTS	1			
1700	SEX OFFENSES (EXCEPT RAPE & PROSTITUTION	0		1	
1811	NARCOTICS-SALE-MORPHINE,HEROIN,COCAINE	7			
1812	NARCOTICS-SALE-MARIJUANA, HASHISH, ETC.	1	1		
1821	NARCOTICS-MANUFACTURE-MORPHINE,HEROIN...	0	1		
1831	NARCOTICS-POSSESSION-MORP,HEROIN,COCAIN	10	1		
1832	NARCOTICS-POSSESSION-MARIJUANA,ETC.	5	2		

Calls for Service - by UCR Code

Incidents Reported Between 05/01/2020 and 05/31/2020

All Municipalities



Code	Description	Primary Count	Secondary UCR Count		
			Code 2	Code 3	Code 4
1833	NARCOTICS-POSSESSION-SYNTHETIC NARCOTIC	4			
1834	NARCOTICS-POSSESSION-OTHER DANGEROUS	4	3	1	
2001	CHILD LINE REPORTS	4			
2020	OFFENSES AGAINST FAMILY-CHILD ABUSE	1			
2110	DRIVING UNDER THE INFLUENCE-LIQUOR/DRUGS	1	1		
2111	DRIVING UNDER THE INFLUENCE - ALCOHOL	1			
2300	PUBLIC DRUNKENNESS	17		1	
2400	DISORDERLY CONDUCT	12	1	1	
2410	HARASSMENT BY COMMUNICATION	16			
2430	DISORDERLY CONDUCT - DRUGS	4			
2450	HARASSMENT	19	1		
2600	ALL OTHER CRIMES CODE VIOLATIONS	1	1	1	
2616	ALL OTHERS - CONTEMPT OF COURT (NON M.V)	3	1		
2620	ALL OTHER OFFENSES - ESCAPE	0	1		
2639	ALL OTHERS - ILLEGAL DUMPING	4			
2640	ALL OTHER ORDINANCE VIOLATIONS	1			
2647	ALL OTHERS - PROTECTIVE ORDERS	1			
2660	ALL OTHER OFFENSES - TRESPASSING	1	2	1	
2664	ALL OTHER OFFENSES - ALL OTHER (MISC.)	1			
2691	OPEN CONTAINER ORDINANCE	1			
2811	CURFEW LAW (JUVENILE) - MALE	1			
2900	LOST/MISSING PERSONS	1			
2910	LOST/MISSING PROPERTY	5			
2990	RUNAWAYS - (JUVENILE) - REPORTS	1			
3000	FOUND/RECOVERED PROPERTY	37	2		
3300	SUICIDES	1			
3320	DOA	8			
3321	DOA - OVERDOSE	2			
3330	NALOXONE USE/OVERDOSE	6			
3400	MENTAL HEALTH	49	3	1	1
3500	SUSPICIOUS PERSONS,AUTOS,CIRCUMSTANCES	292			
3600	DISTURBANCES-DOMESTIC	152	59	2	
3610	DISTURBANCES-JUVENILE	16	1		
3620	DISTURBANCES-OTHER (FIGHTS,DISPUTES,ETC)	186			
3630	LOUD MUSIC DISTURBANCE	52			
3640	ANIMAL COMPLAINTS-BARKING DOGS(FOUNDED)	3			
3800	SERVICE CALL-MISCELLANEOUS	93	2	1	
3810	SERVICE CALL-ALARMS-UNFOUNDED-EXCPT FIRE	56			
3820	SERVICE CALL-ASSIST MOTORIST/DISABLE VEH	3			
3840	FIRES (INCLUDING ALARMS-FOUNDED/UNFOUND)	22			
3860	SERVICE CALL-LOCKOUTS (VEHICLE/BLDG)	1			
3870	MEDICAL EMERGENCY	68	12	4	1
3880	OPEN DOORS/WINDOWS - DISCOVERED	2			
3900	TRAFFIC & PARKING PROBLEMS	103			
4014	NON-CRIMINAL-INVESTIGATE OPEN DOOR,ETC.	4			
4024	NON-CRIMINAL - WATER LEAKS,MAINS, ETC.	1			
4026	NON-CRIMINAL-WIRES AND POLES DOWN	4			
4027	911 HANGUPS-UNFOUNDED	12			

Calls for Service - by UCR Code

Incidents Reported Between 05/01/2020 and 05/31/2020

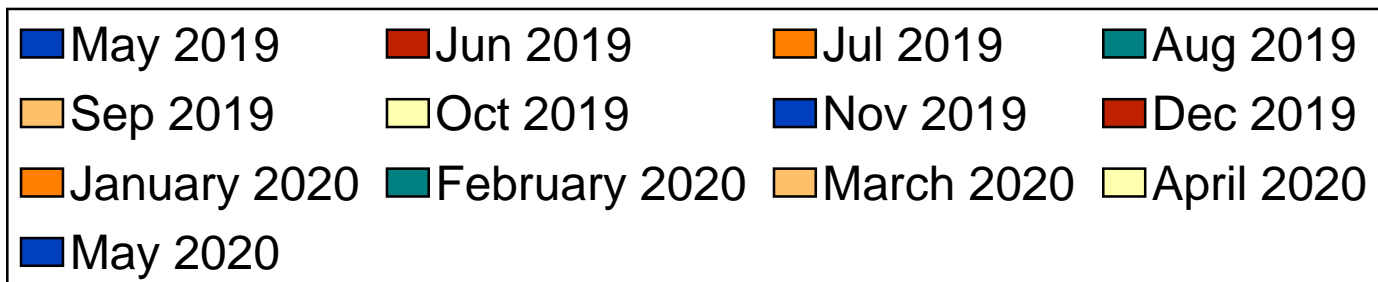
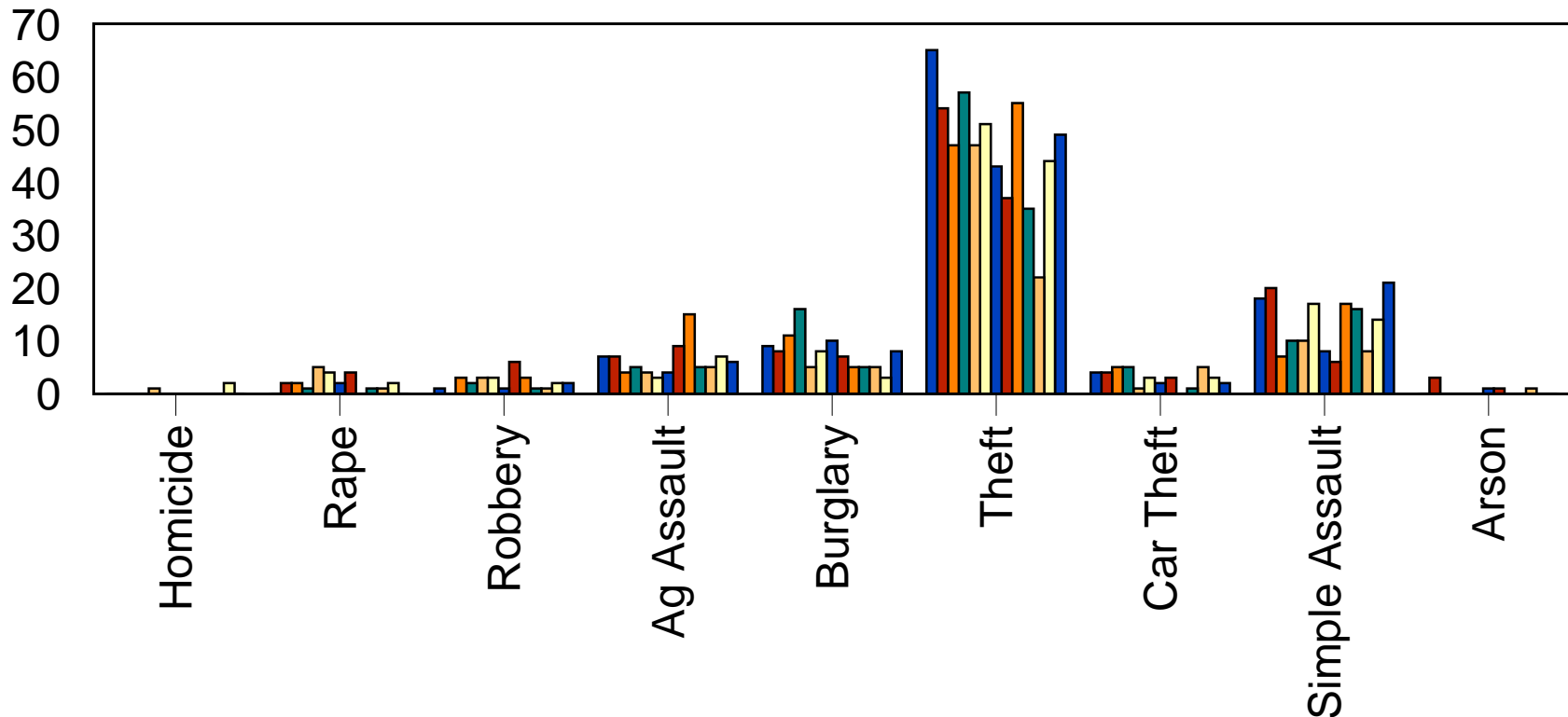
All Municipalities



Code	Description	Primary Count	Secondary UCR Count		
			Code 2	Code 3	Code 4
4028	NON-CRIMINAL-OTHER INVESTIGATIONS	52			
4029	GUNSHOTS	5	2		
5006	LOST & FOUND - LOST ANIMAL	1			
5008	LOST & FOUND - LOST ARTICLES	1			
5010	LOST & FOUND - MISSING JUVENILE FEMALE	1			
5016	LOST & FOUND - MISSING ADULT MALES	1			
5100	JUVENILE	28			
5105	INFORMATION	6			
5502	ANIMAL COMPLAINTS - BARKING DOGS(UNF)	9			
5504	ANIMAL COMPLAINTS - DOG BITES	5			
5506	ANIMAL COMPLAINTS - STRAY ANIMALS	27			
5508	ANIMAL COMPLAINTS - OTHER ANIMAL BITES	1			
5510	ANIMAL COMPLAINTS - OTHER	21	1		
5590	ANIMAL COMPLAINTS - REPORTS	2			
6004	TRAFFIC ACC. INVOLVING PROPERTY DAMAGE	6			
6005	TRAFFIC ACCIDENT- HIT AND RUN	13			
6006	TRAFFIC ACCIDENT INVOLVING INJURY	7			
6007	TRAFFIC ACCIDENT-PEDESTRIAN	4			
6008	ACCIDENT INVOLVING NONINJURY	32			
6602	TRAFFIC RELATED -IMPOUNDED,ABANDON M.V.	14			
6605	TRAFFIC RELATED-UNFOUND ACCIDENT	1			
6610	TRAFFIC RELATED - MOTORIST AID	3			
6612	TRAFFIC RELATED - SIGNALS-SIGNS OUT	1			
6613	TRAFFIC RELATED-SEIZED REG OR LICENSE	3	2		
7002	BUILDING CHECKS - OFFICER INITIATED	193			
7003	BUILDING CHECK BUSINESS	373			
7005	LIBRARY CHECK	6			
7014	PUBLIC SERVICE - OTHERS (OFFICER ASSIST)	1			
7502	ASSIST OTHER AGENCIES - FIRE DEPT.	29			
7504	ASSIST OTHER AGENCIES - OTHER POLICE	34	1		
7506	ASSISTING OTHER AGENCIES - ALL OTHERS	6	3		
7508	ASSIST POTTSTOWN POLICE	9			
7510	LIVE SCAN	15			
8010	WARRANTS - LOCAL - CRIMINAL	1	1		1
8014	WARRANTS - LOCAL - OTHER WARRANTS	1			
8110	WARRANTS - MONTGOMERY COUNTY BENCH	1			
8114	WARRANTS - OTHER AUTHORITY-OTHER WARRANT	8			
8504	DEPARTMENTAL SERVICES - JAIL DUTY	18			
9020	ADMINISTRATION - TRAINING RECEIVED	1			
9100	CARD STRUCK WHEN NOT NEEDED	40			
CITT	TRAFFIC CITATION	34			
Total Calls		2,466			

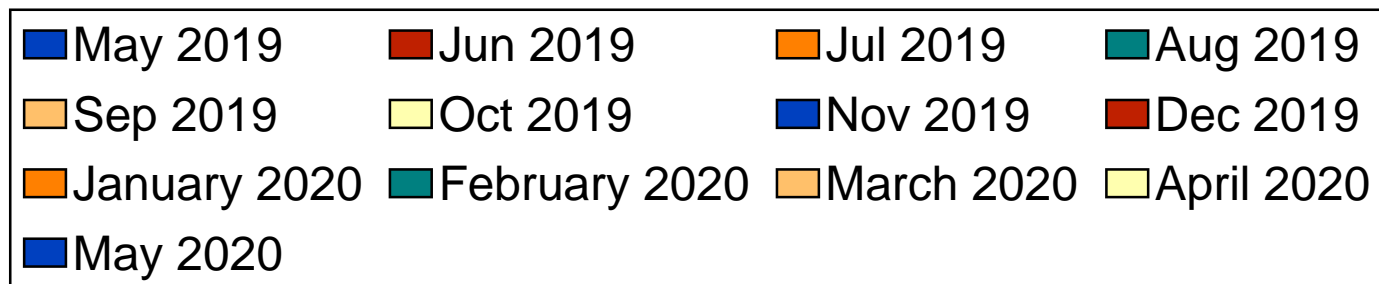
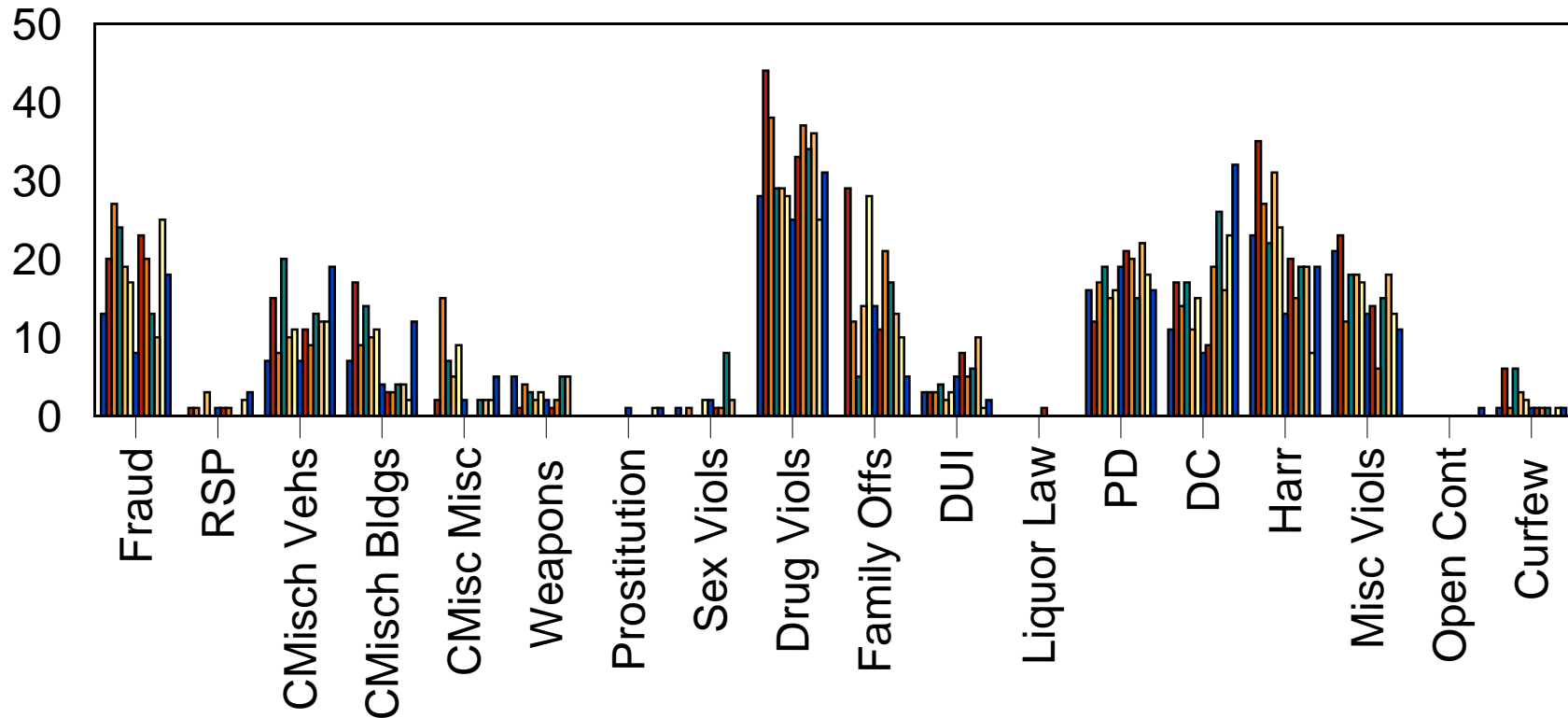
Borough of Pottstown

Part 1 Crimes - 12 Month Comparison



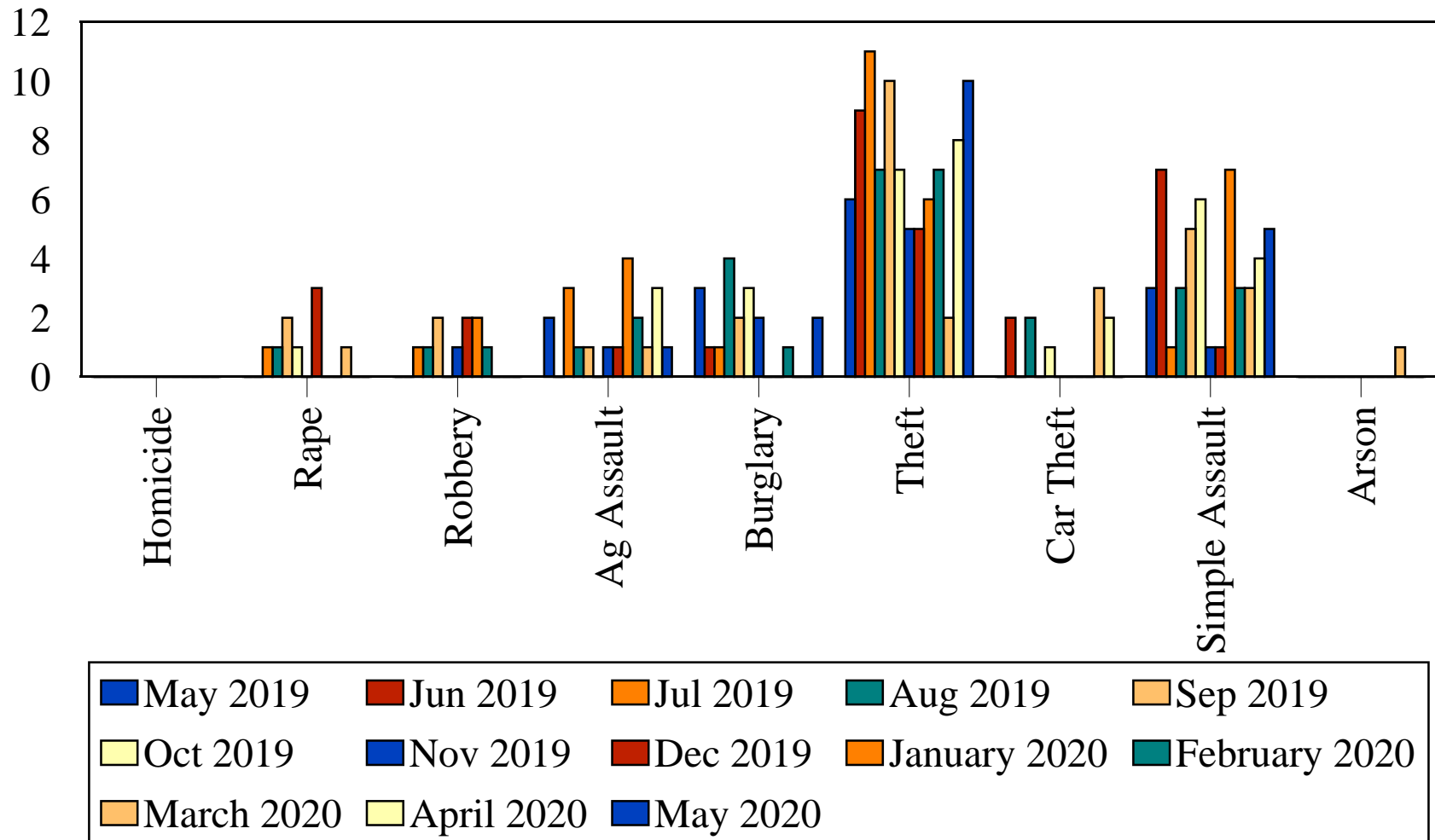
Borough of Pottstown

Part 2 Crimes - 12 Month Comparison



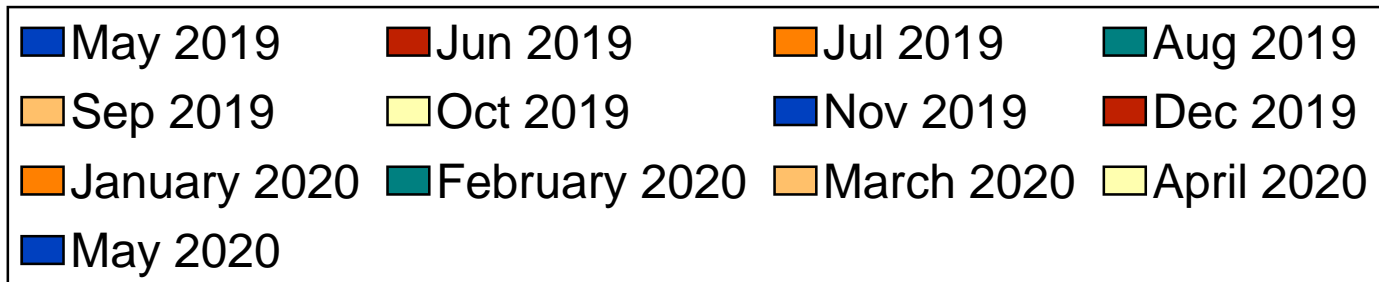
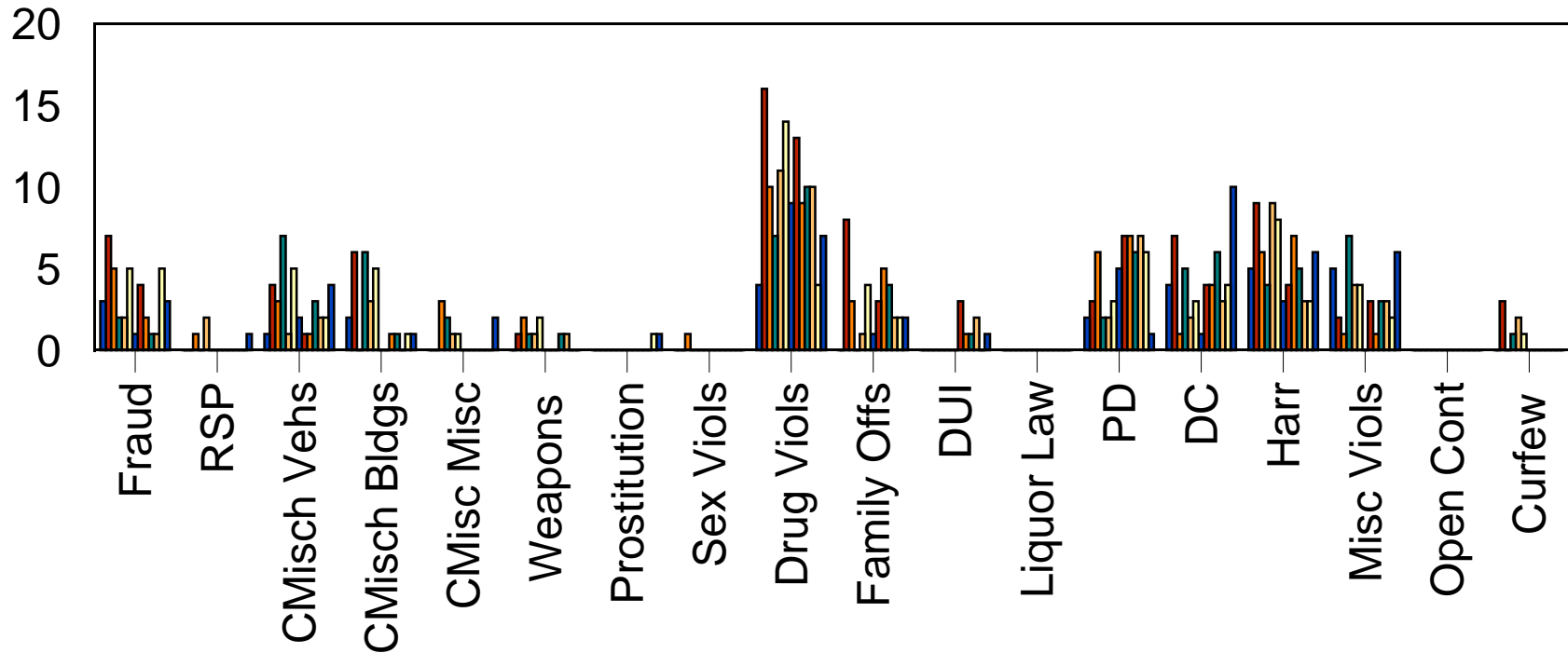
Ward 1

Part 1 Crimes - 12 Month Comparison



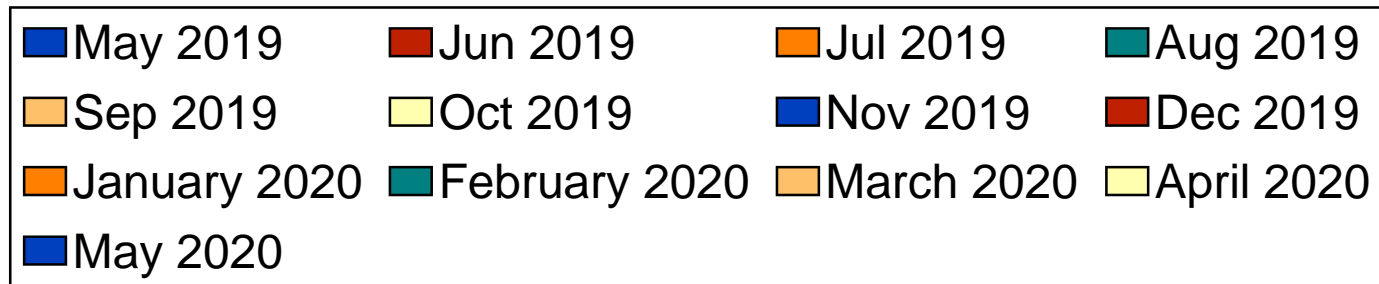
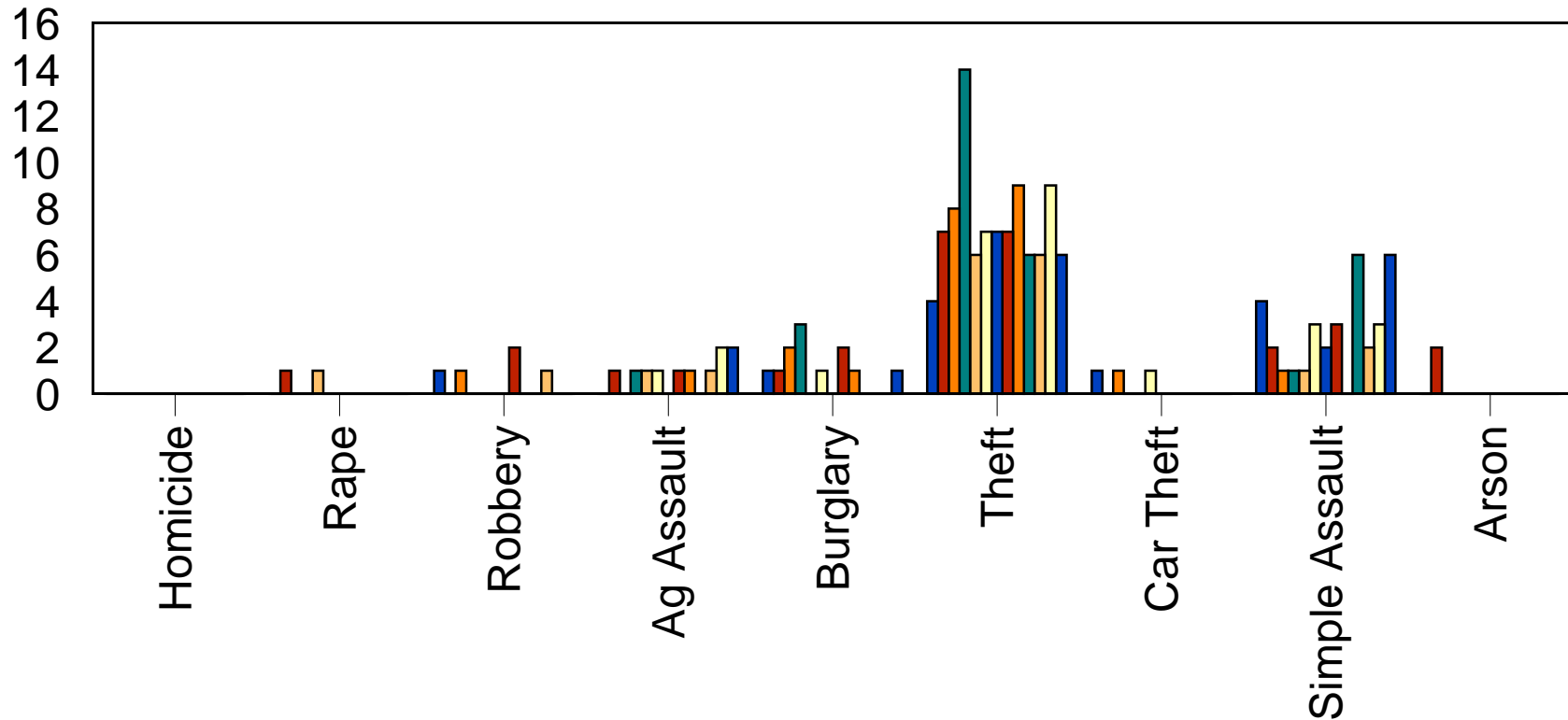
Ward 1

Part 2 Crimes - 12 Month Comparison



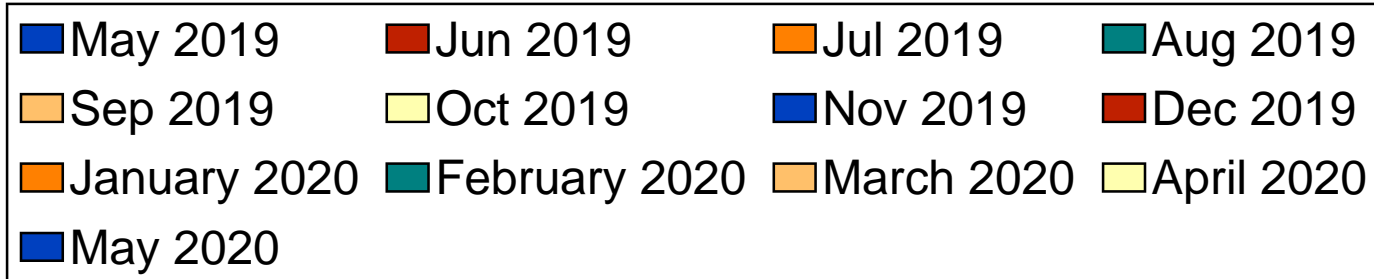
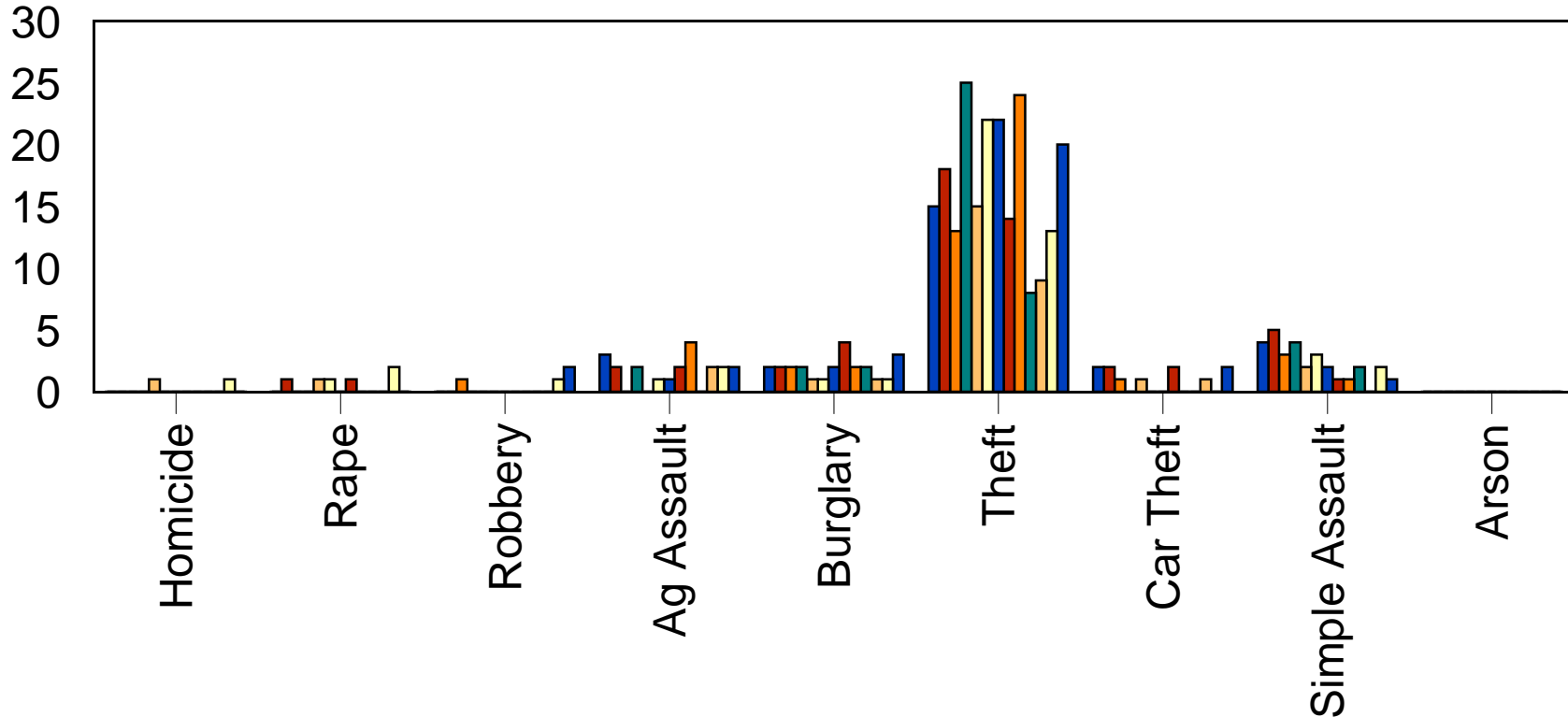
Ward 2

Part 1 Crimes - 12 Month Comparison



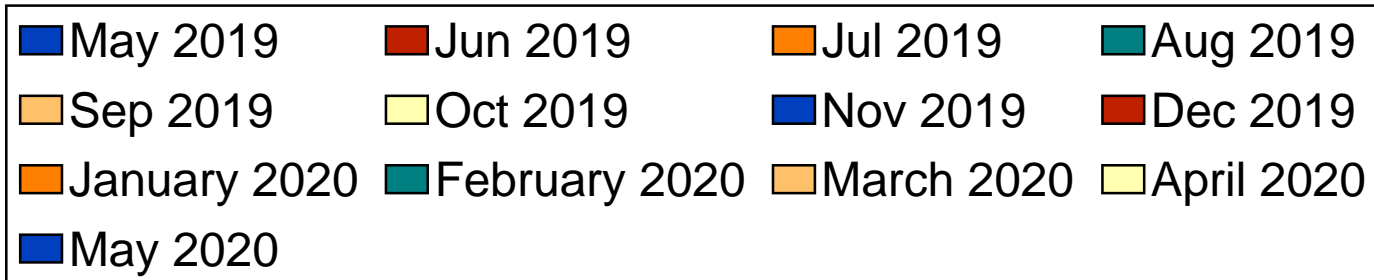
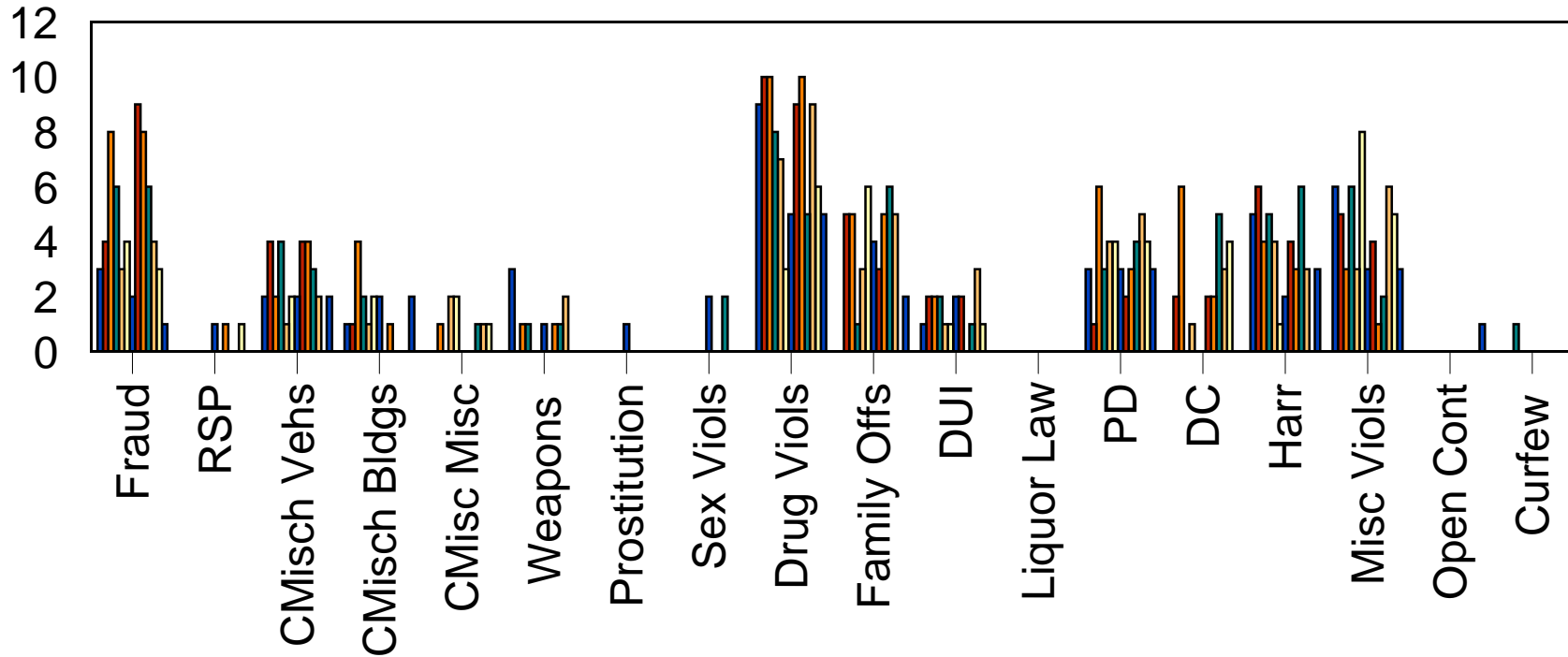
Ward 3

Part 1 Crimes - 12 Month Comparison




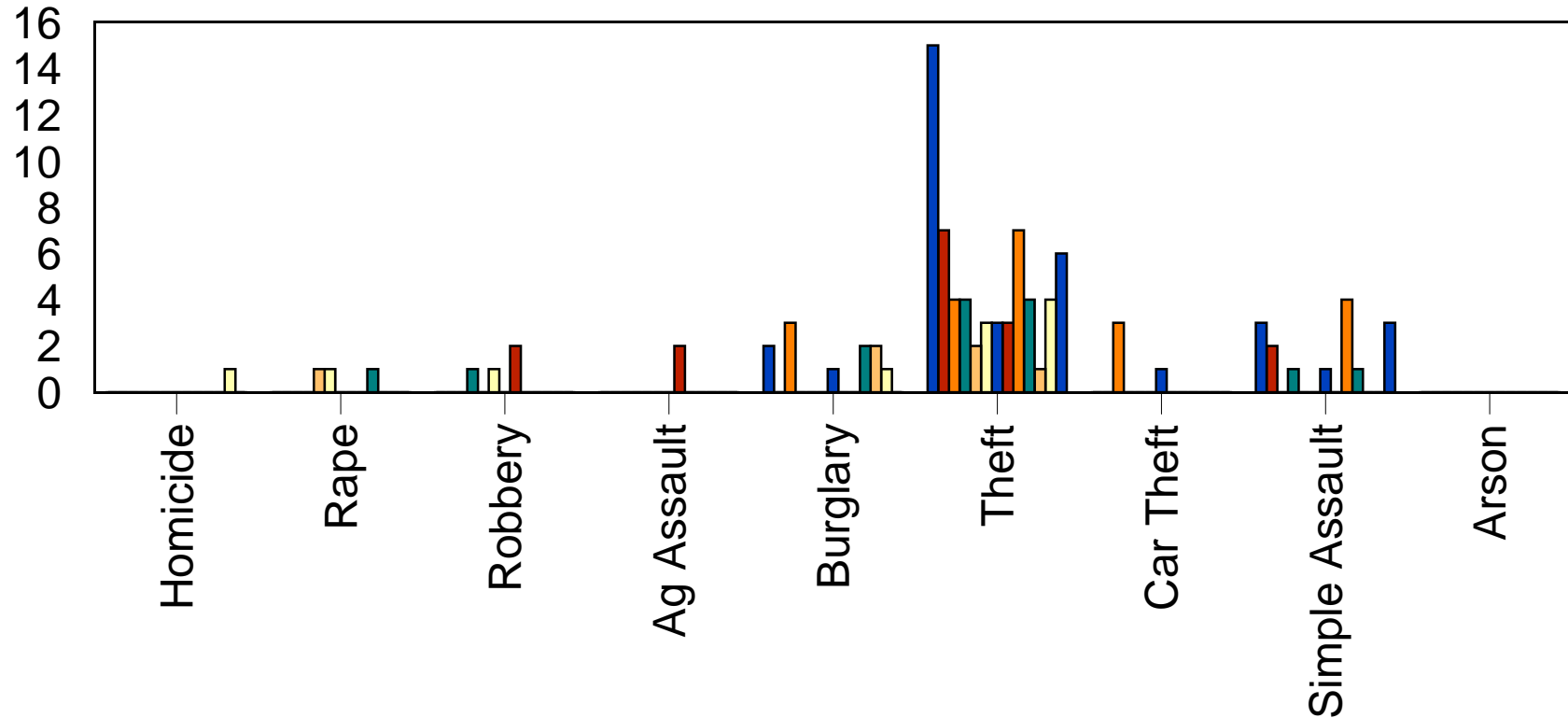
Ward 3

Part 2 Crimes - 12 Month Comparison



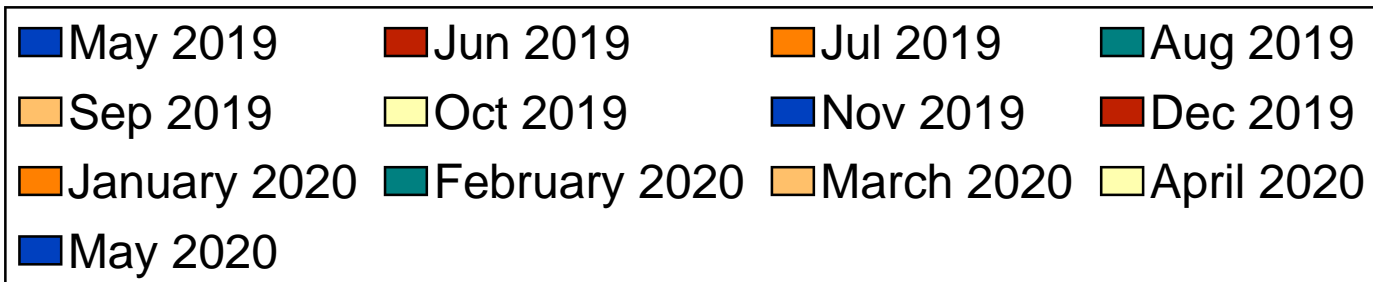
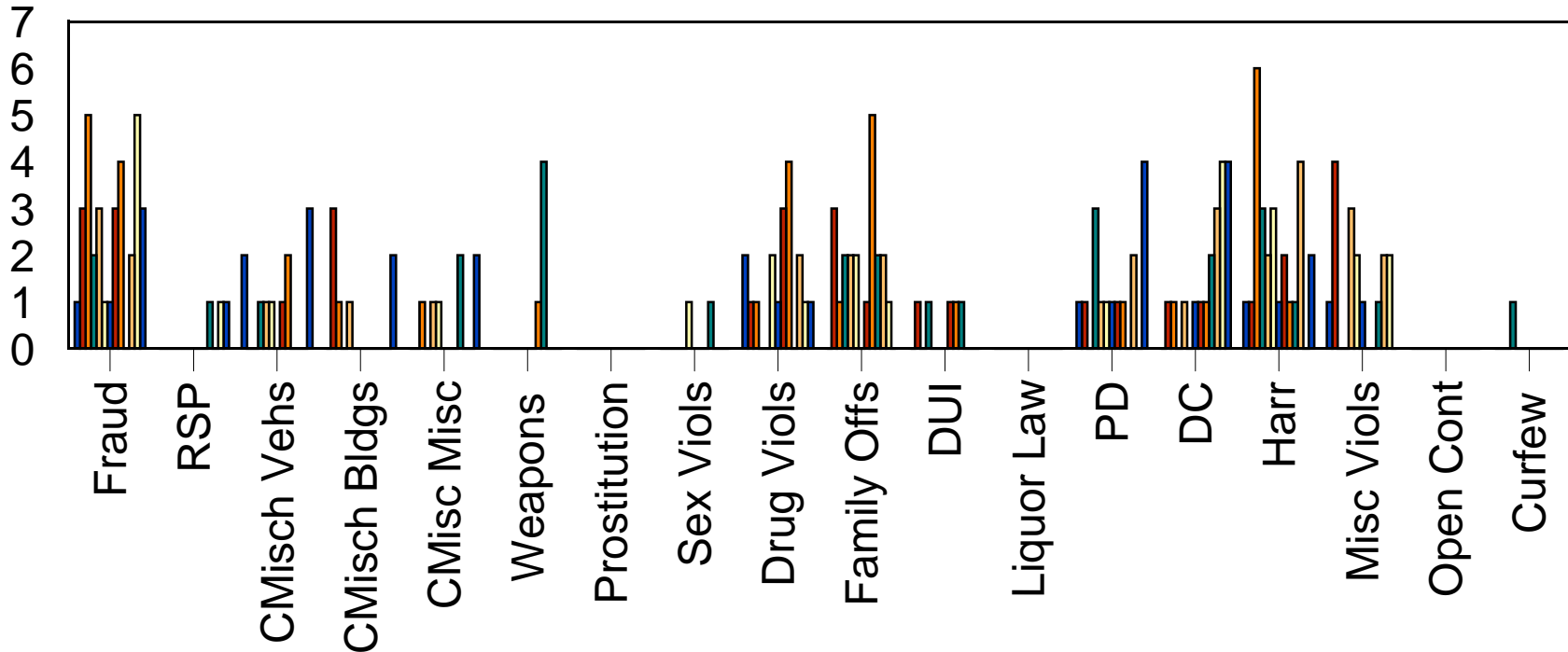
Ward 4

Part 1 Crimes - 12 Month Comparison



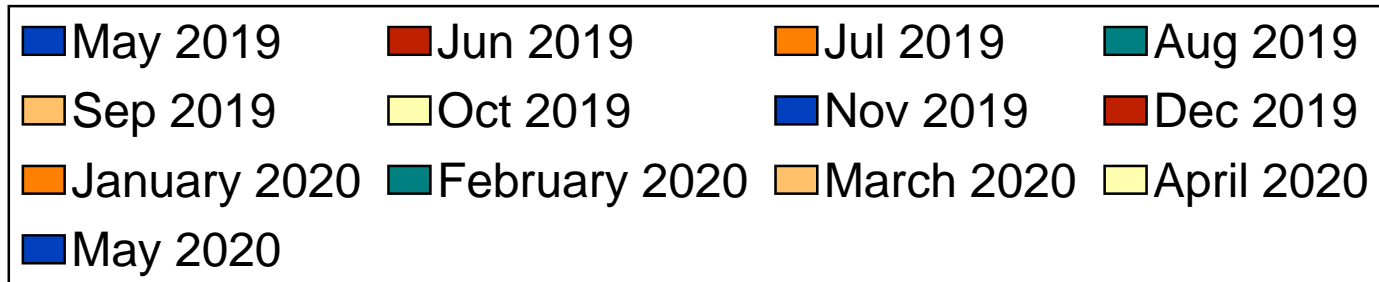
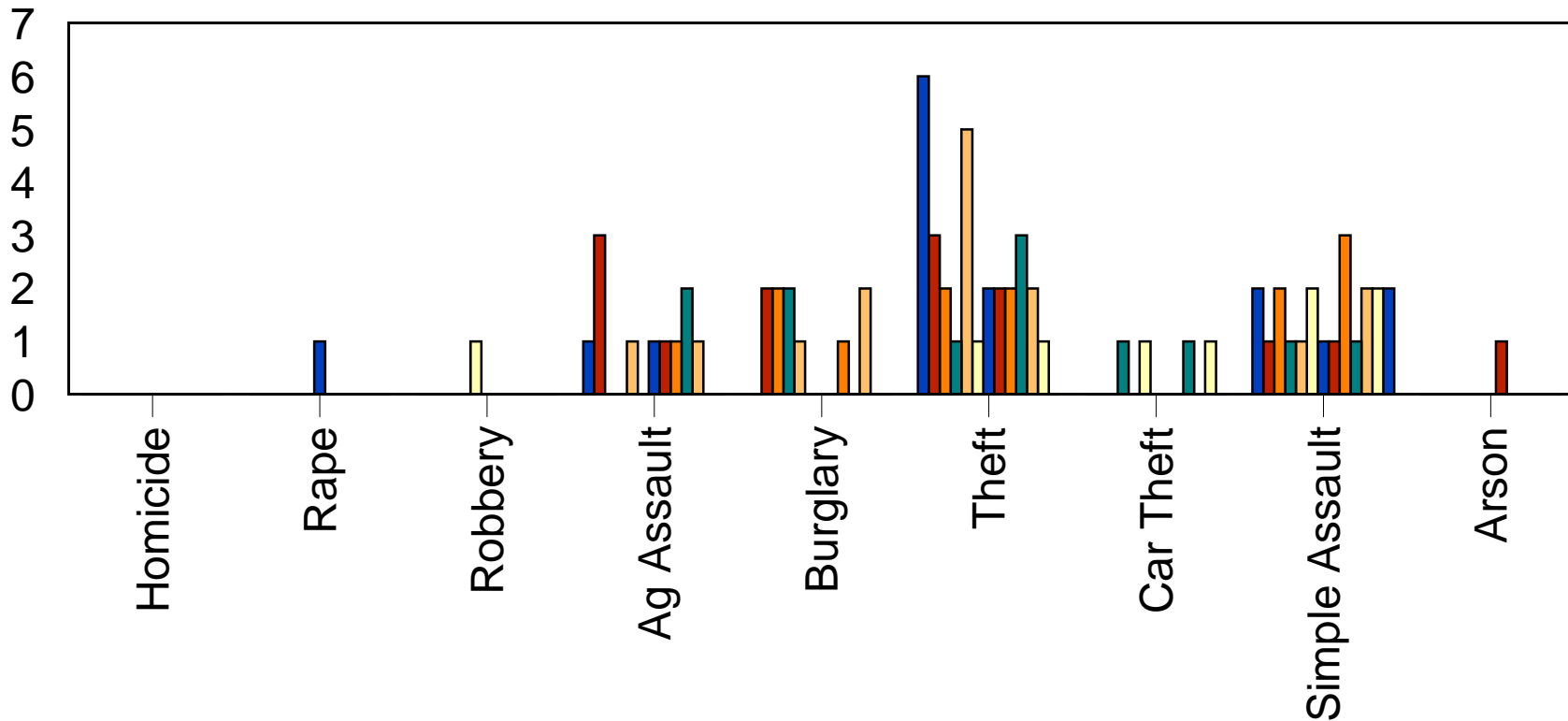
Ward 4

Part 2 Crimes - 12 Month Comparison



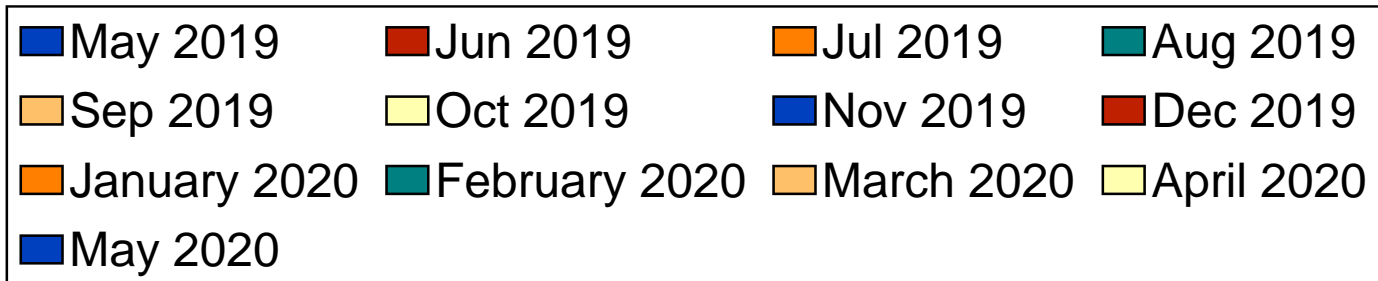
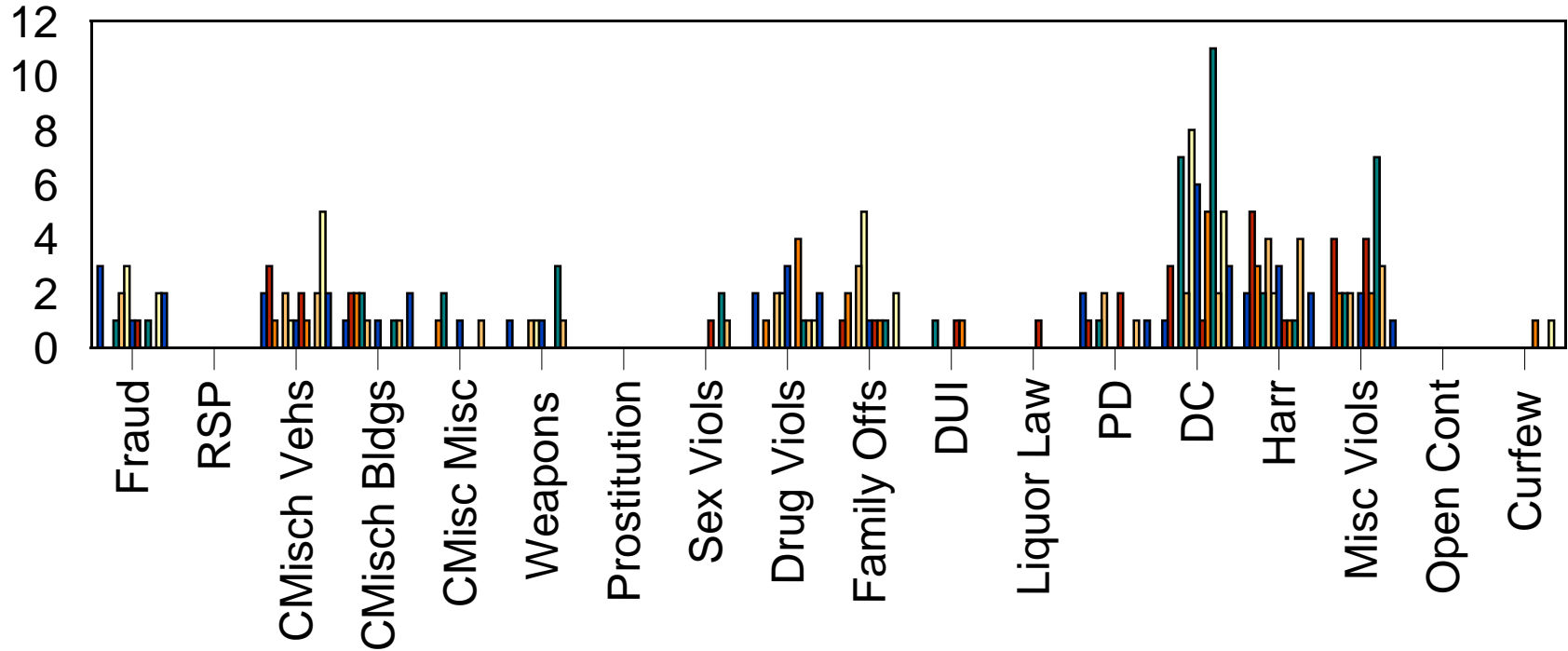
Ward 5

Part 1 Crimes - 12 Month Comparison




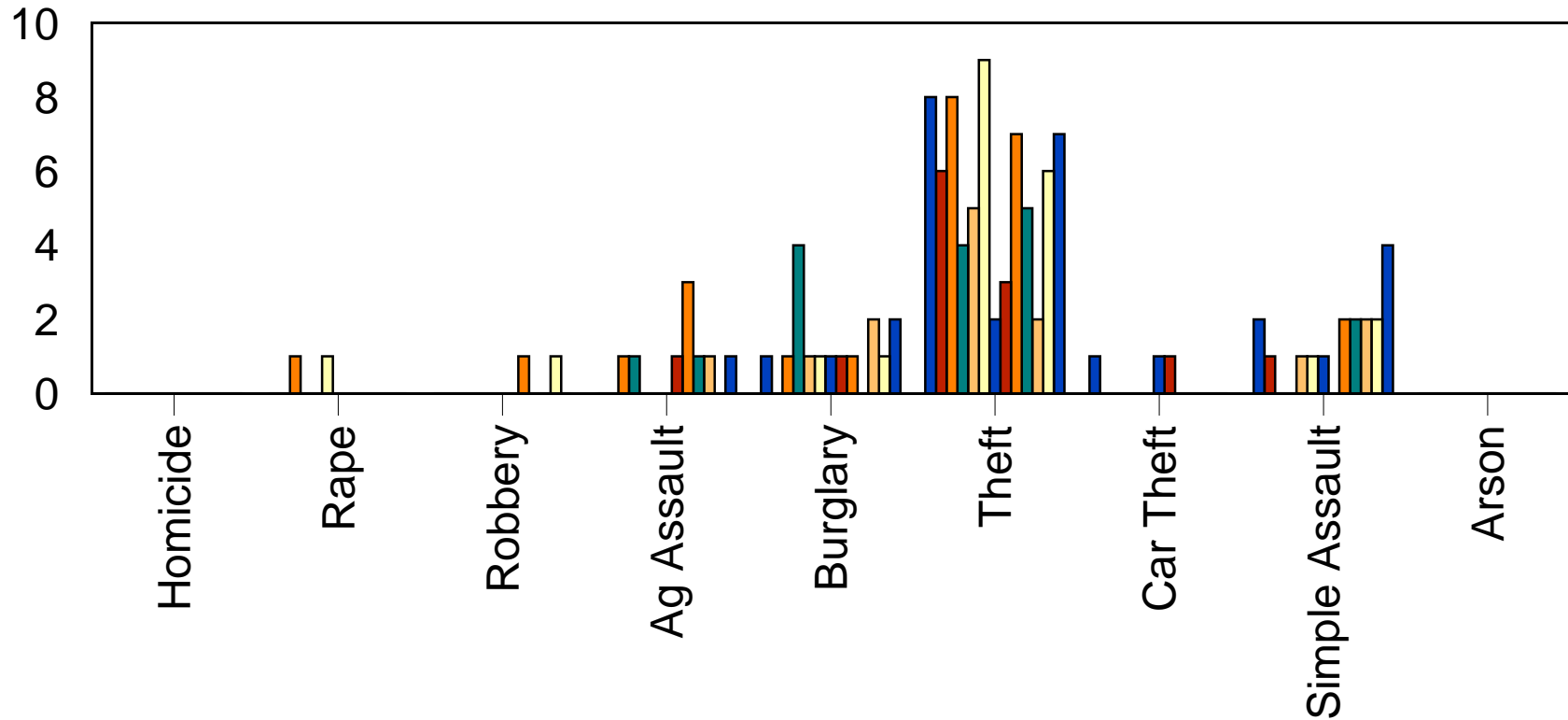
Ward 5

Part 2 Crimes - 12 Month Comparison




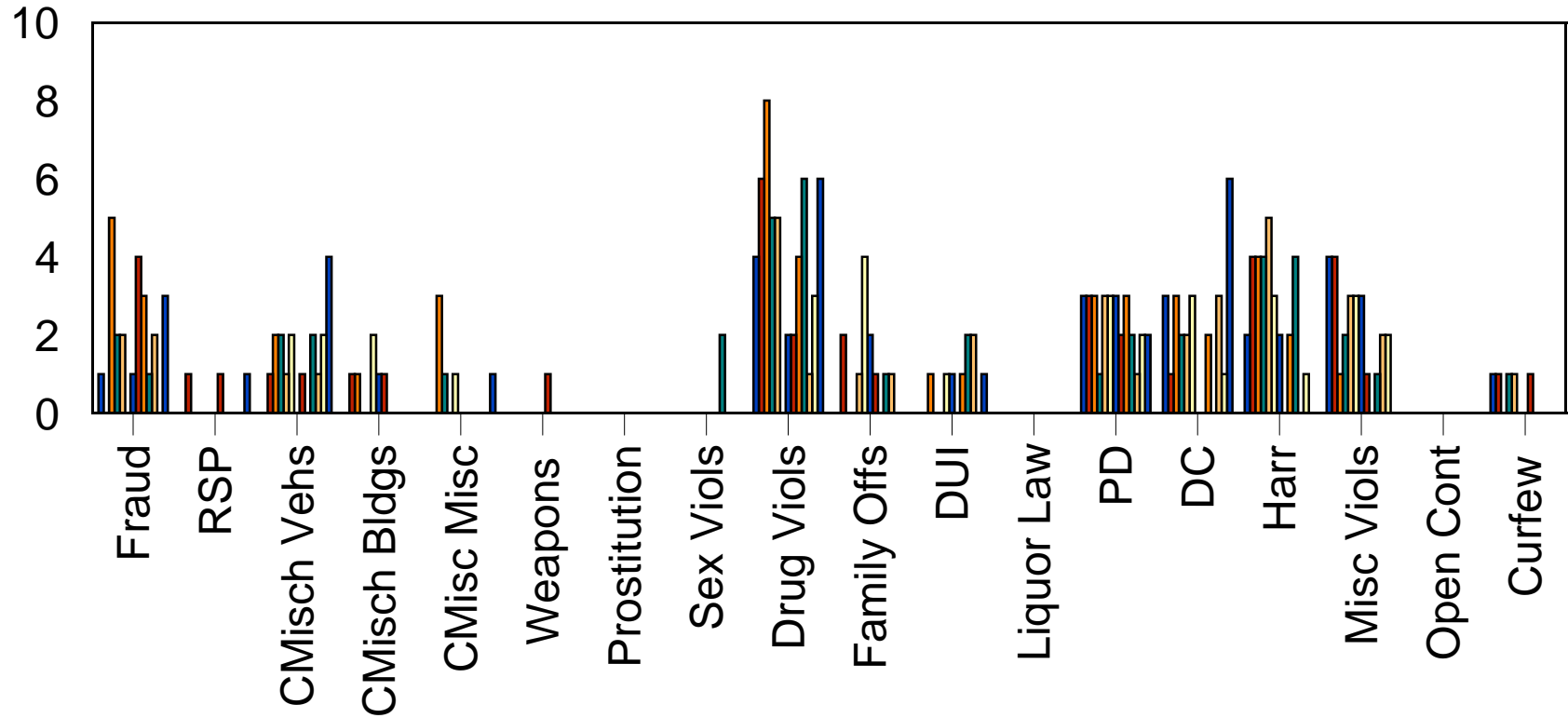
Ward 6

Part 1 Crimes - 12 Month Comparison



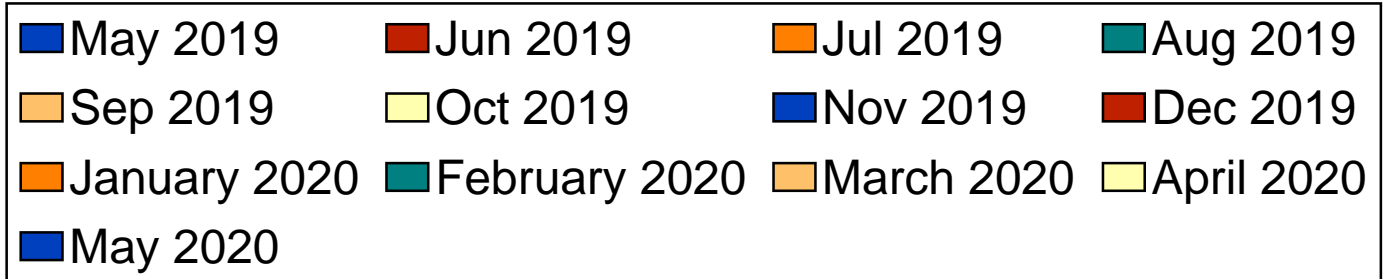
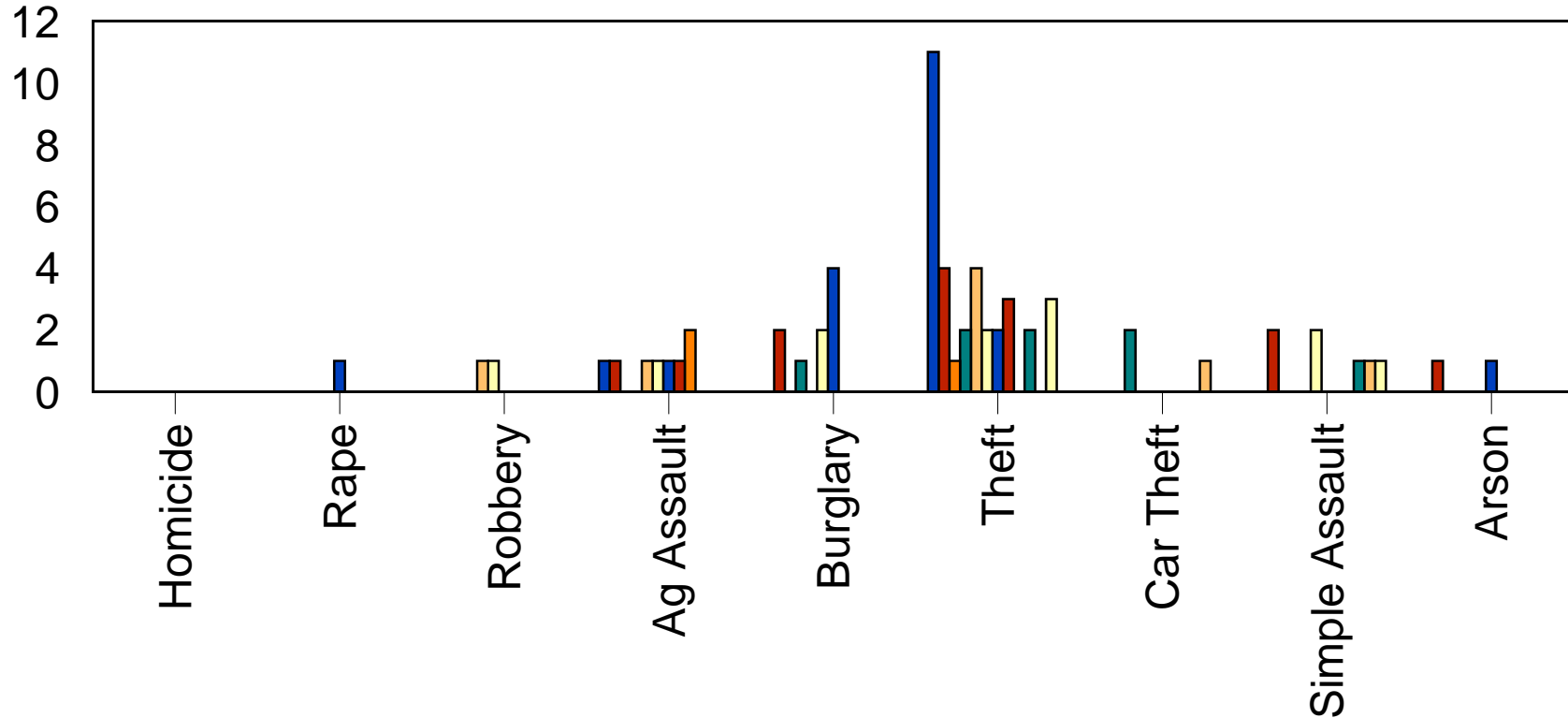
Ward 6

Part 2 Crimes - 12 Month Comparison



Ward 7

Part 1 Crimes - 12 Month Comparison



Ward 7

Part 2 Crimes - 12 Month Comparison

