

**POTTSTOWN POLICE DEPARTMENT
MEMORANDUM**

DATE: April 24, 2020
TO: BOROUGH COUNCIL
FROM: Kevin Owens
Department Administrative Manager
REF: Monthly Report for March 2020

During March 2020, the Pottstown Police Department answered 2,074 calls for service. Of these calls 2,069 occurred in the Borough.


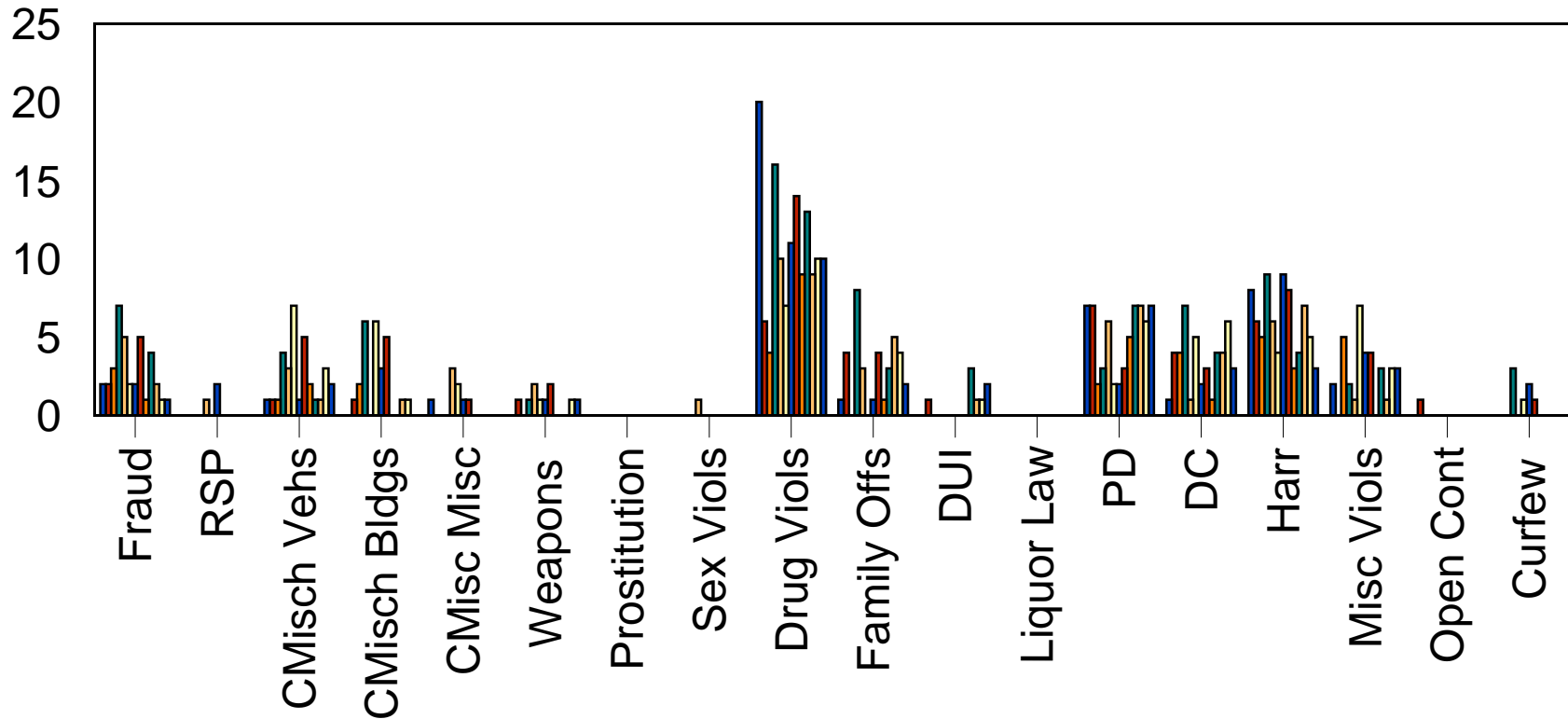
During the month we averaged 66.90 calls per day or 33.45 calls per 12 hour shift. For the year we have answered 6,238 calls. The daily average for the year is 68.55 calls per day or 34.28 calls per 12 hour shift.

During March 2019, we answered 1,910 calls. We answered 164 more calls this month than last March. This is an increase of 7.91% from last year. For the year we have answered 848 more calls than this time in 2019. This is an increase of 13.59%

Cc Borough Manager
Mayor
Capt
Chief
All Personnel


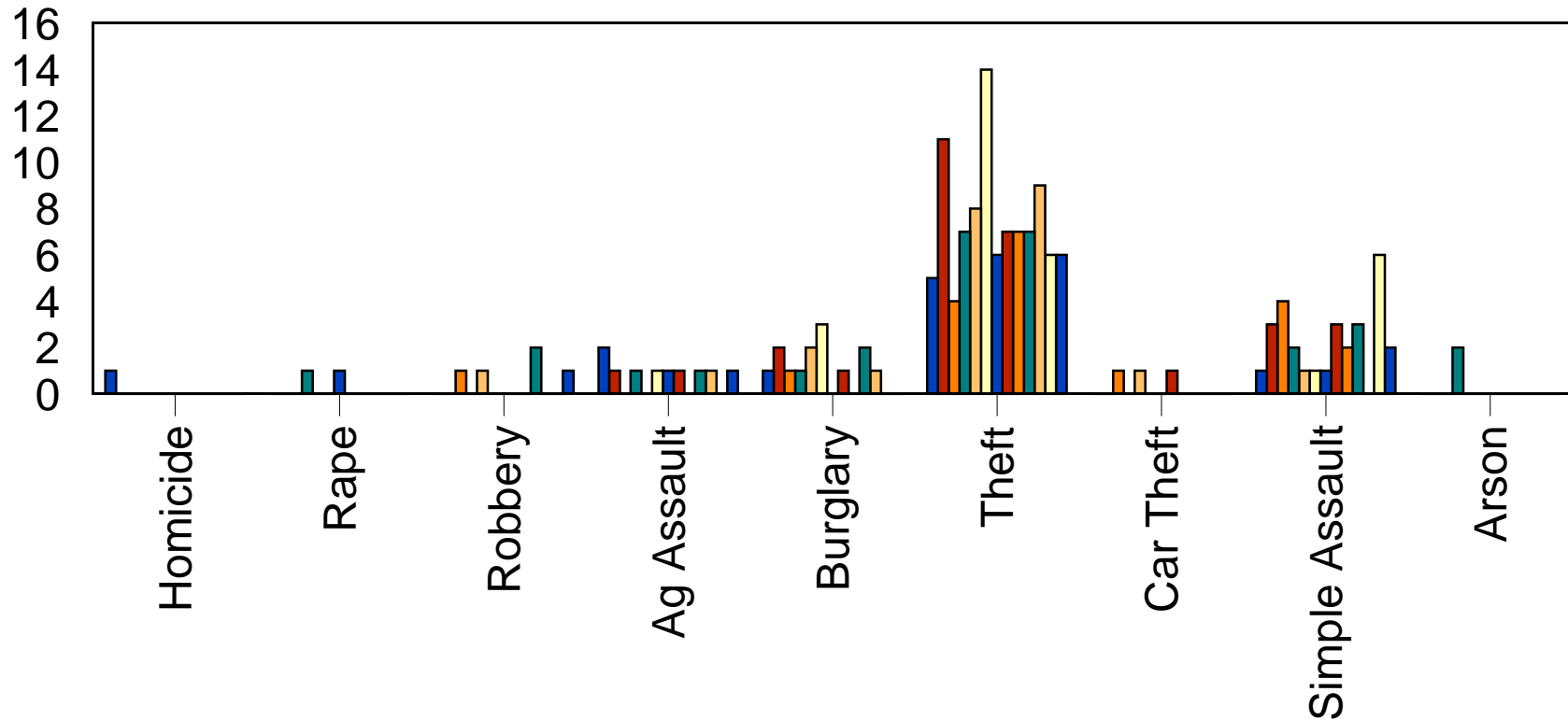
Ward 1

Part 2 Crimes - 12 Month Comparison




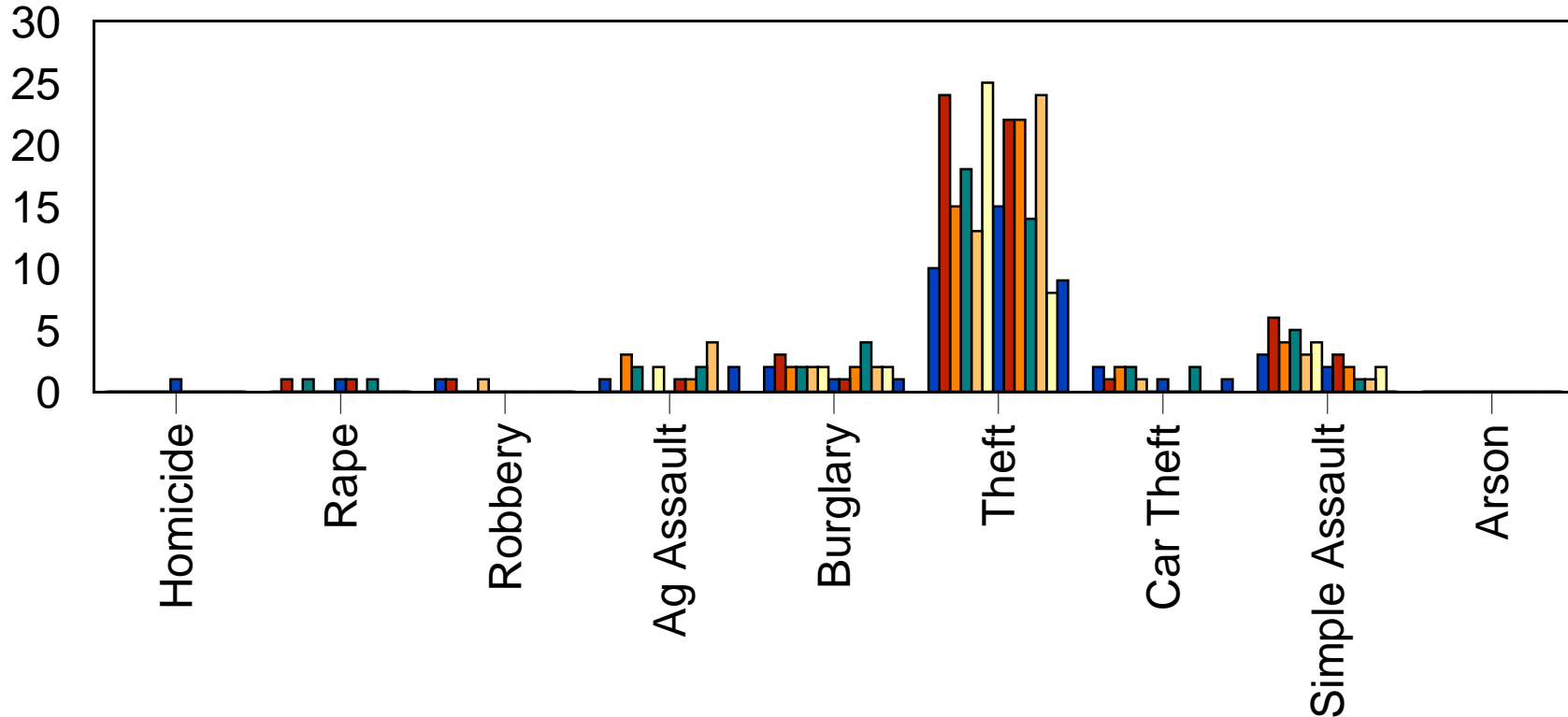
Ward 2

Part 1 Crimes - 12 Month Comparison




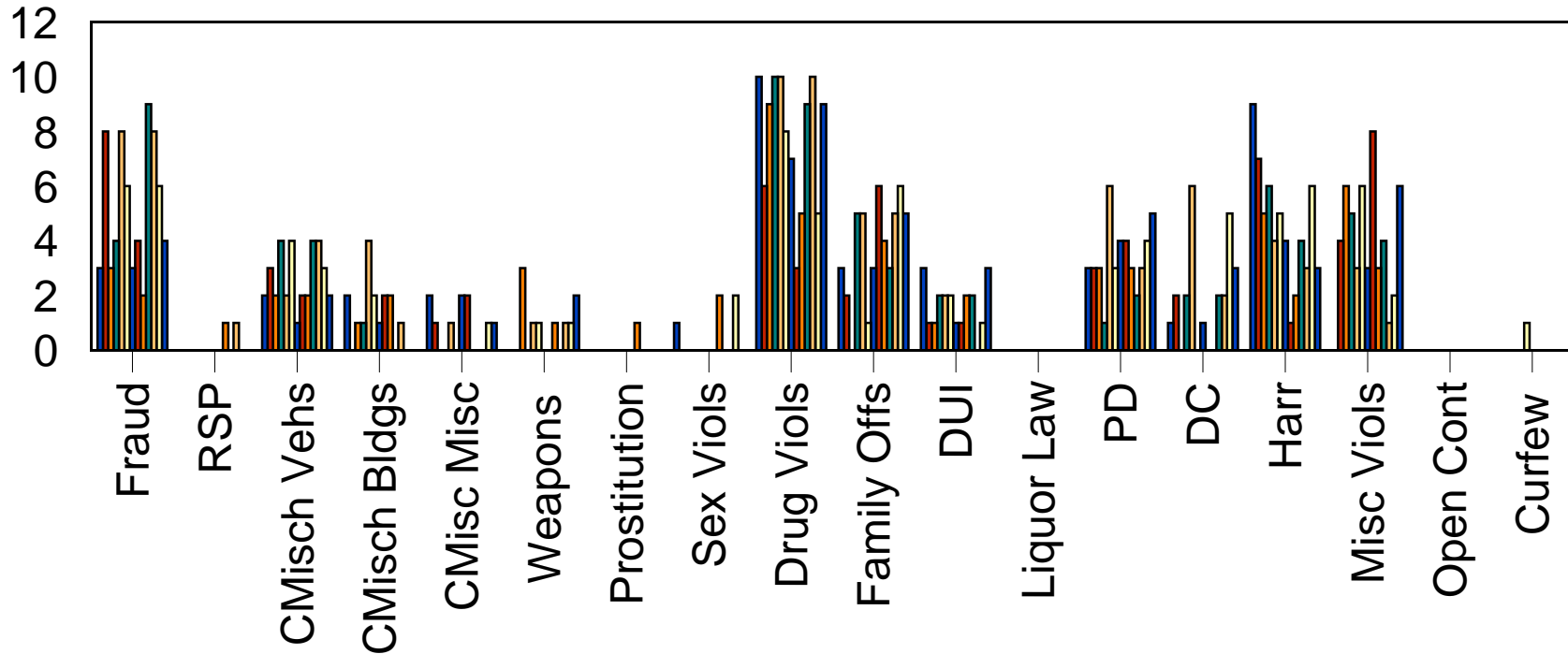
Ward 3

Part 1 Crimes - 12 Month Comparison




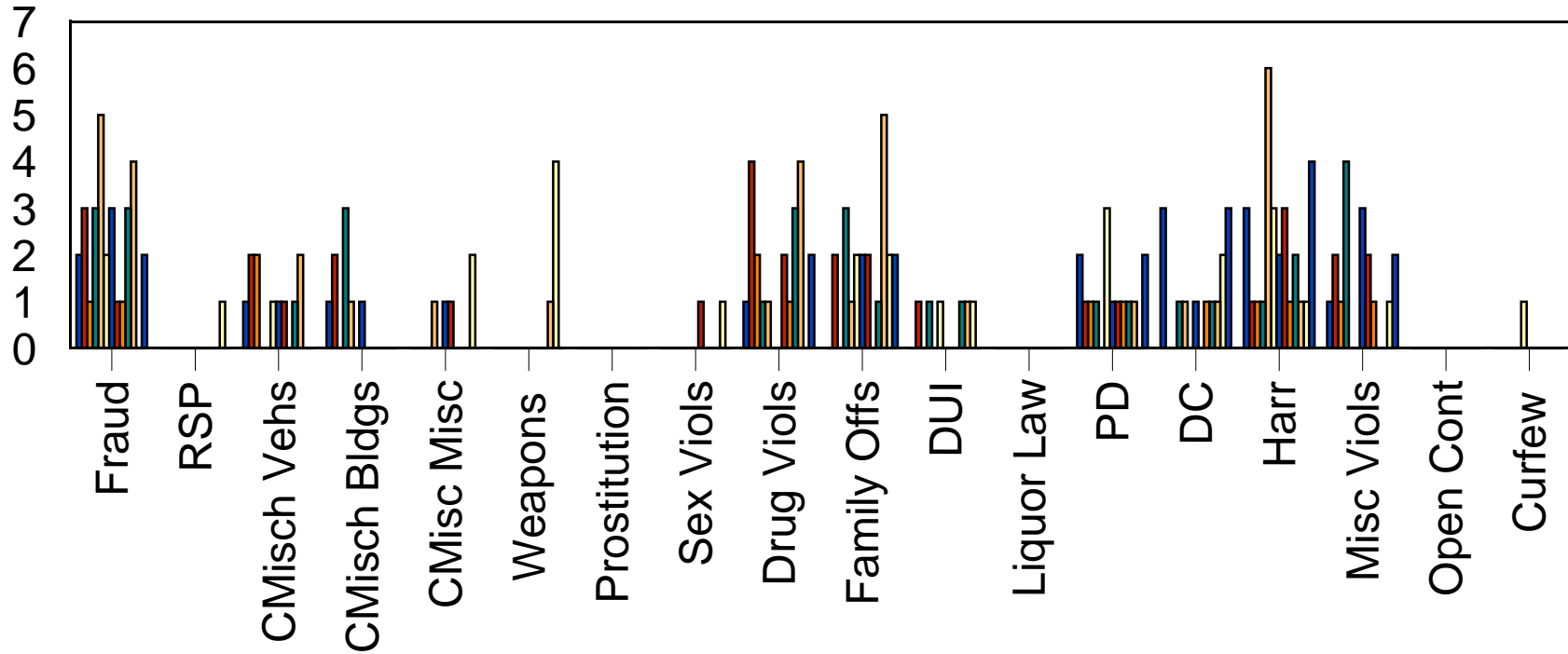
Ward 3

Part 2 Crimes - 12 Month Comparison




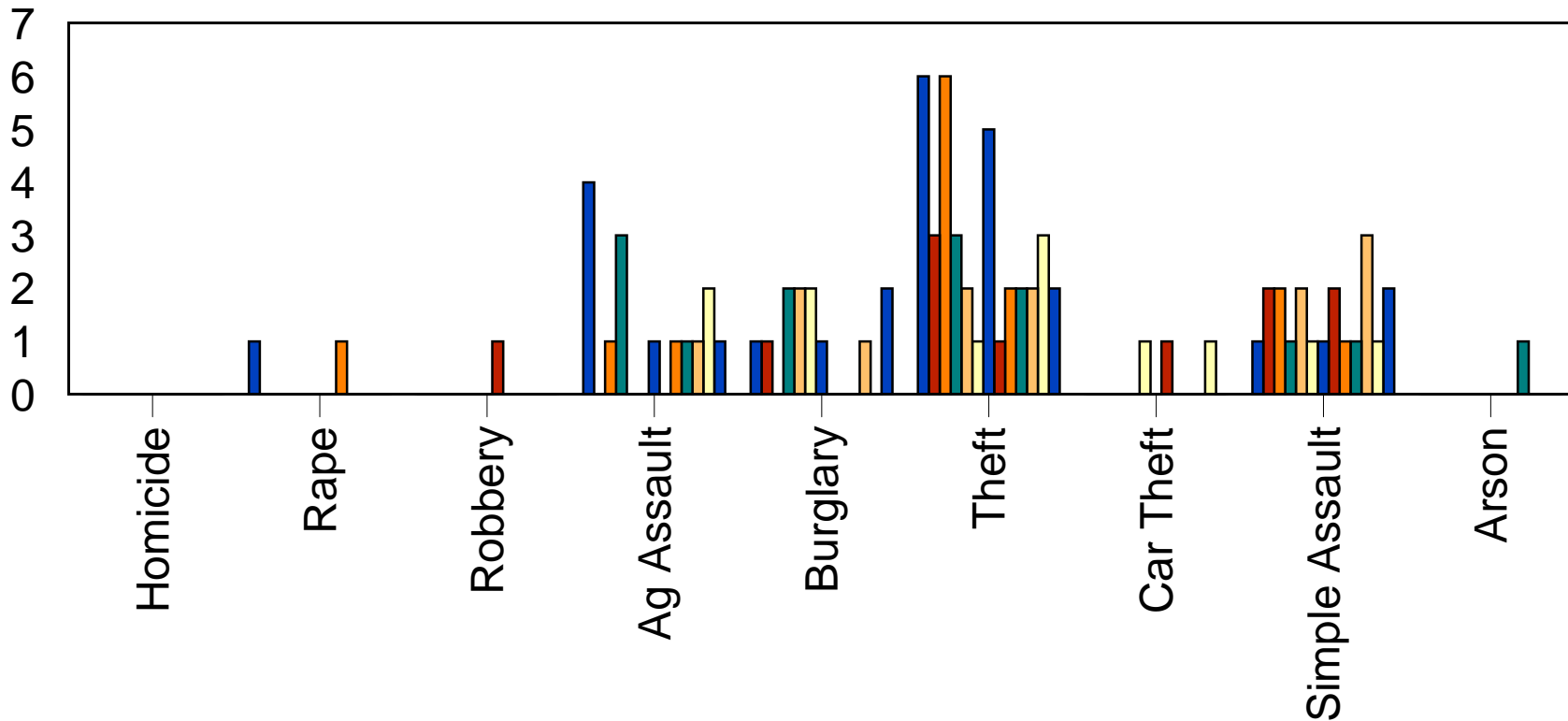
Ward 4

Part 2 Crimes - 12 Month Comparison




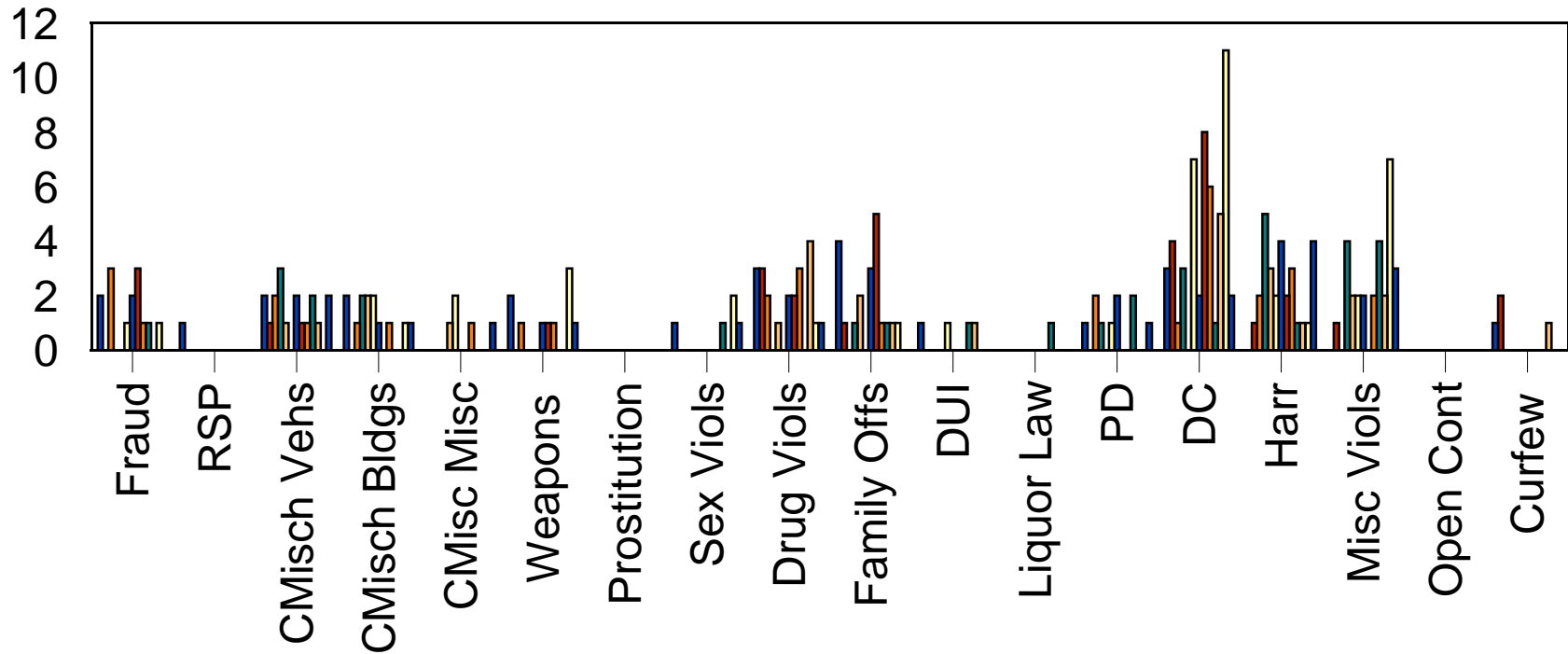
Ward 5

Part 1 Crimes - 12 Month Comparison




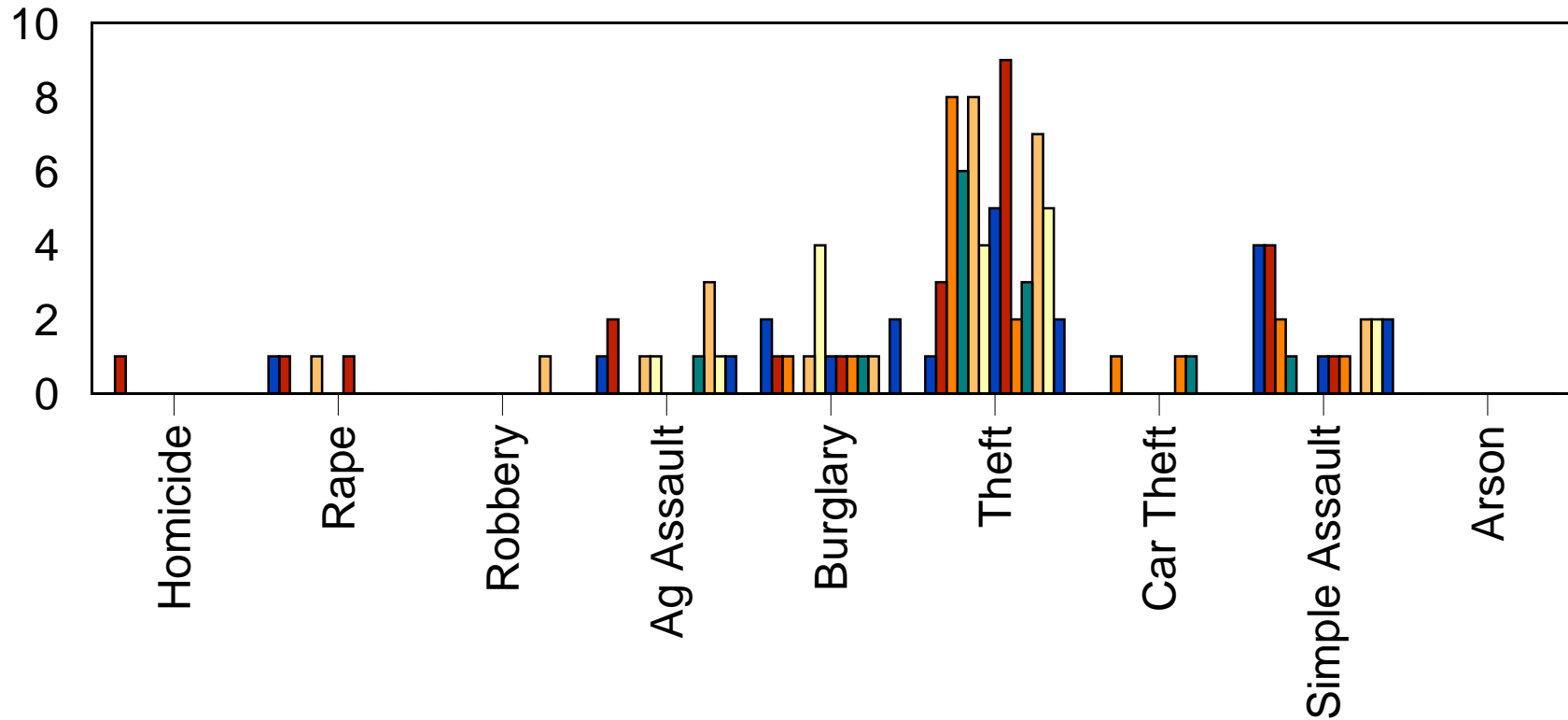
Ward 5

Part 2 Crimes - 12 Month Comparison




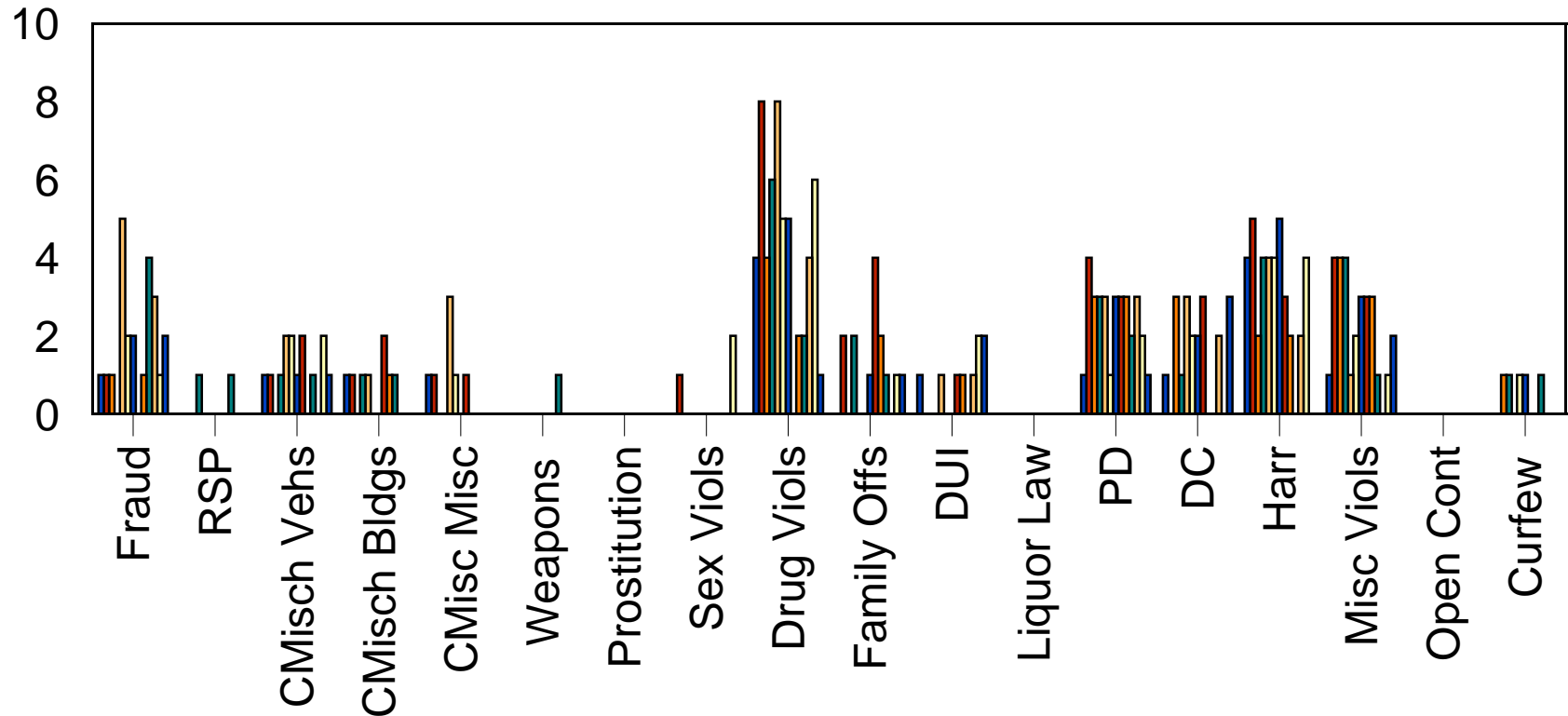
Ward 6

Part 1 Crimes - 12 Month Comparison




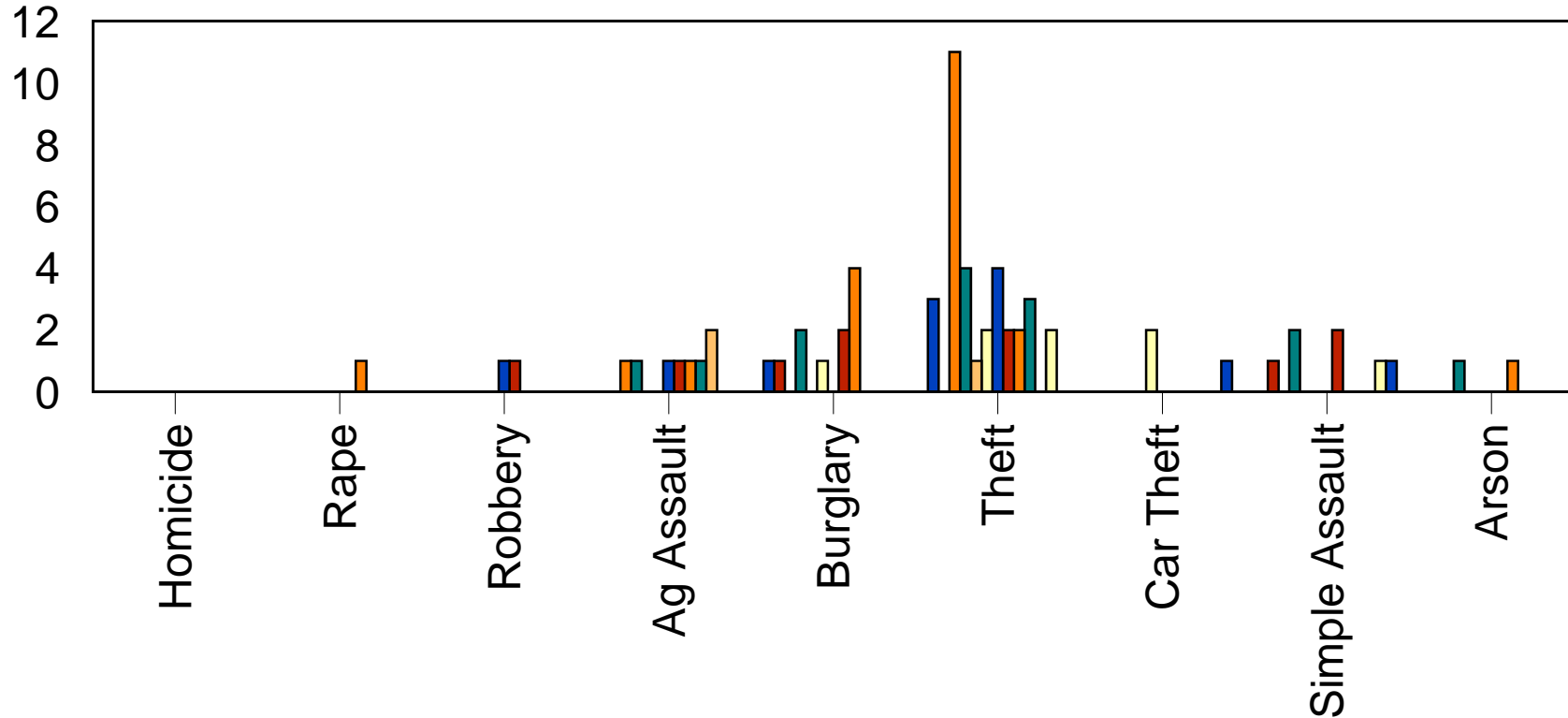
Ward 6

Part 2 Crimes - 12 Month Comparison




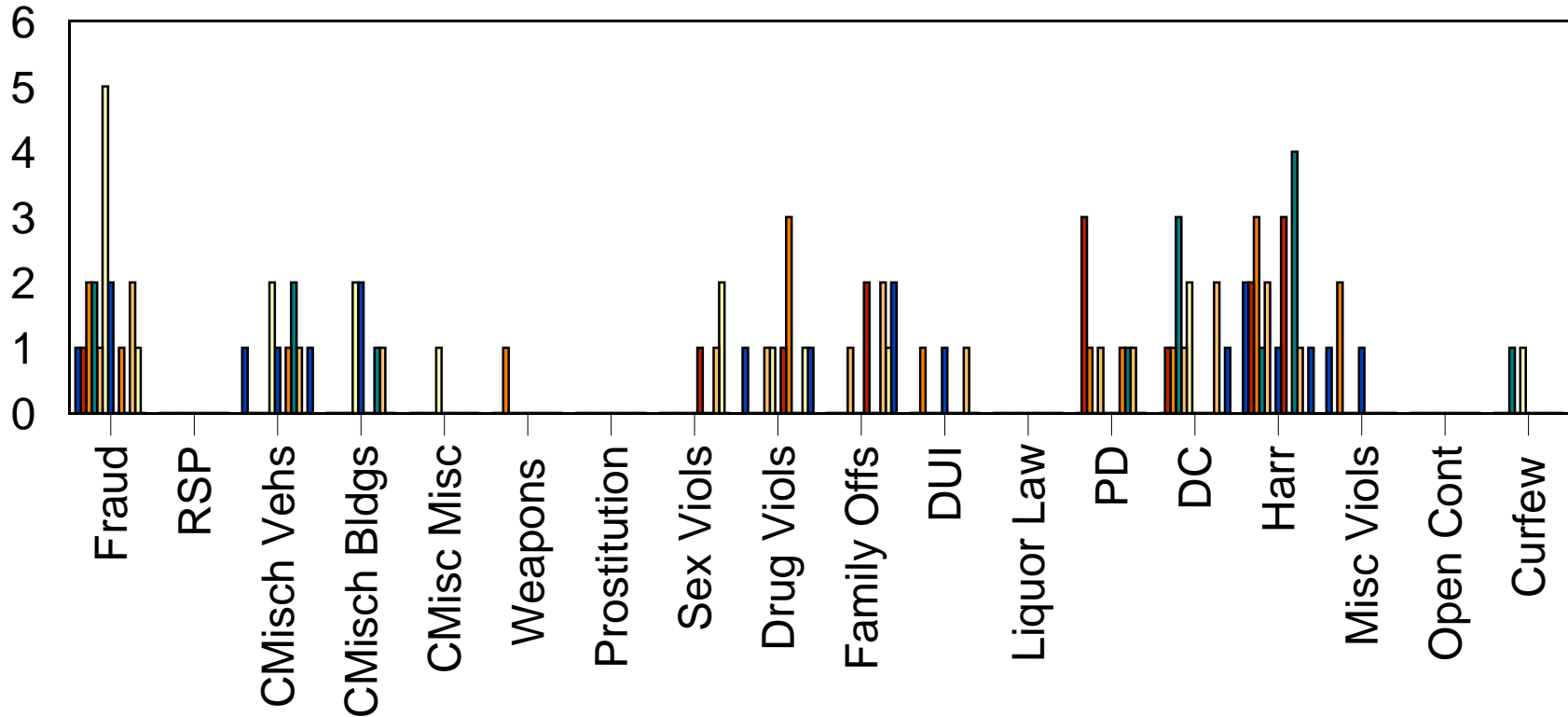
Ward 7

Part 1 Crimes - 12 Month Comparison




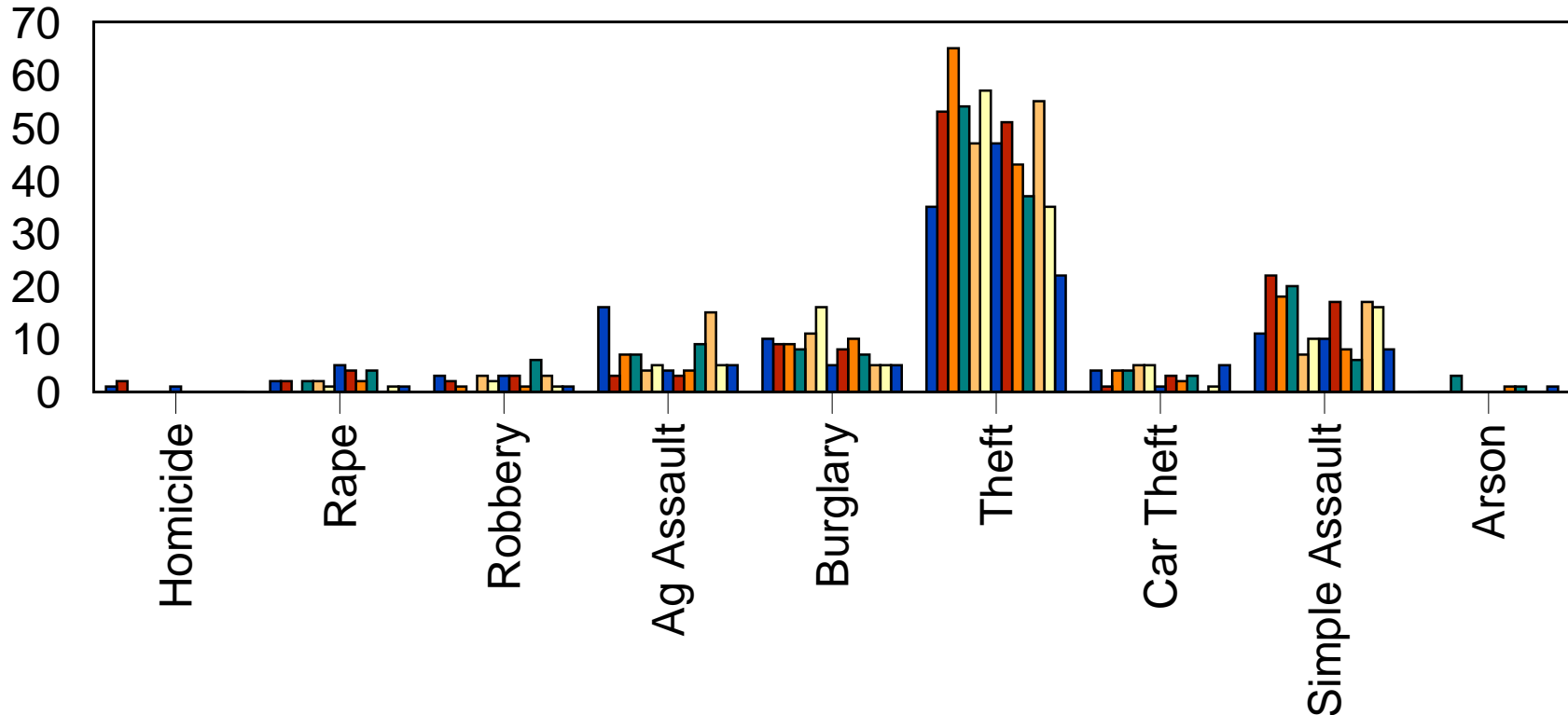
Ward 7

Part 2 Crimes - 12 Month Comparison




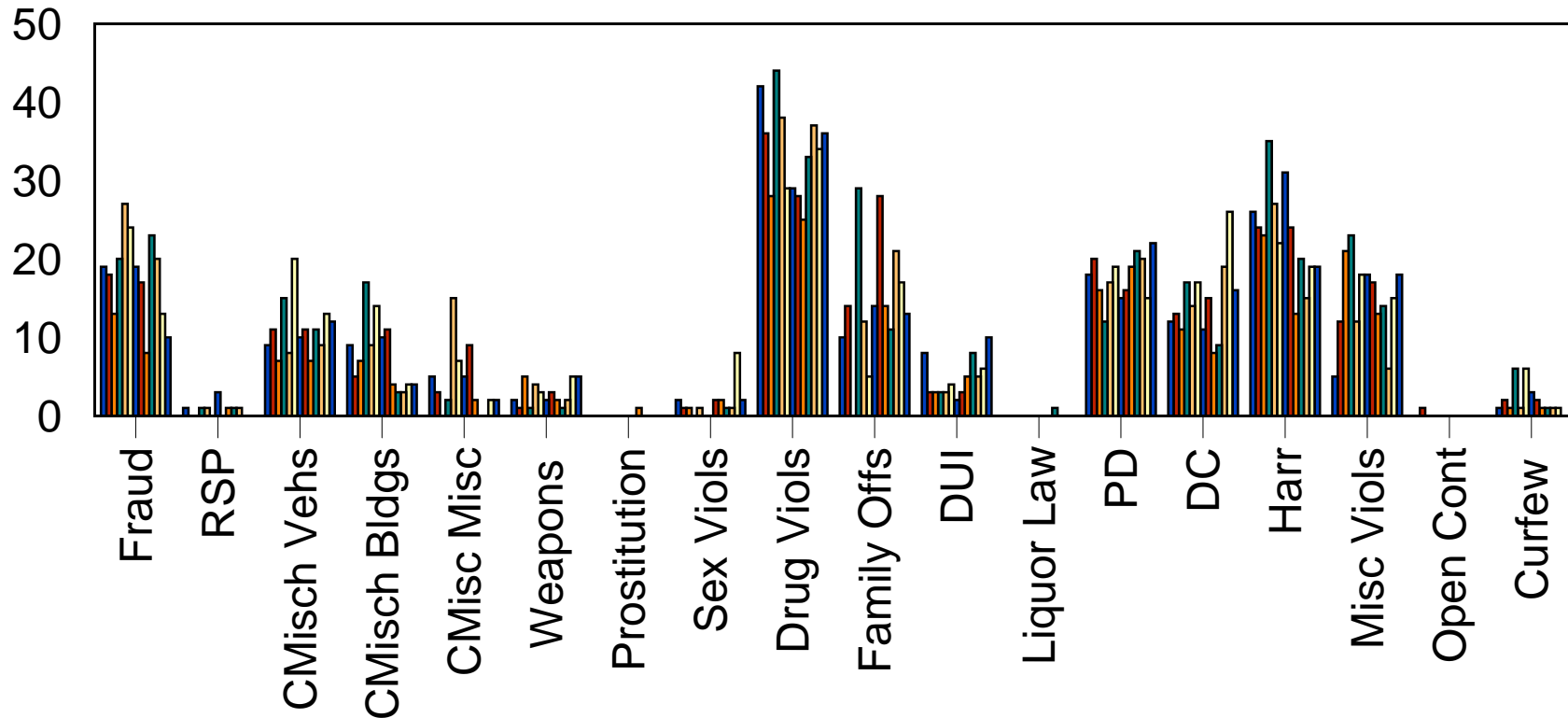
Borough of Pottstown

Part 1 Crimes - 12 Month Comparison



Borough of Pottstown

Part 2 Crimes - 12 Month Comparison



Code	Activity	1	2	3	4	5	6	7	Boro Total
0100	Murder- Manslaughter	0	0	0	0	0	0	0	0
0200	Forcible Rape	1	0	0	0	0	0	0	1
0300	Robbery	0	1	0	0	0	0	0	1
0400	Aggravated Assault	1	1	2	0	0	1	0	5
0500	Burglary	0	0	1	2	0	2	0	5
0600	Theft	2	6	9	1	2	2	0	22
0700	Motor Vehicle Theft	3	0	1	0	0	0	1	5
0450	Assaults other	3	2	0	0	0	2	1	8
0900	Arson	1	0	0	0	0	0	0	1
1100	Fraud	1	1	4	2	0	2	0	10
1300	Rec Stolen Property	0	0	0	0	0	0	0	0
1410	Criminal Mischief Vehicles	2	4	2	0	2	1	1	12
1420	Criminal Mischief Buildings	0	3	0	0	1	0	0	4
1440	Criminal Mischief All Others	0	0	1	0	1	0	0	2
1500	Weapons Violation	1	1	2	0	1	0	0	5
1600	Prostitution	0	0	0	0	0	0	0	0
1700	Sex Offenses	0	1	0	0	1	0	0	2
1800	Narcotics Violations	10	12	9	2	1	1	1	36
2000	Offenses against Family	2	1	5	2	0	1	2	13
2100	DUI	2	3	3	0	0	2	0	10
2200	Liquor Law Violations	0	0	0	0	0	0	0	0
2300	Public Drunkenness	7	6	5	2	1	1	0	22
2400	Disorderly Conduct	3	1	3	3	2	3	1	16
2450	Harassment	3	4	3	4	4	0	1	19
2600	All other Violations	3	2	6	2	3	2	0	18
2691	Open Container Violations	0	0	0	0	0	0	0	0
2800	Curfew Violations	0	0	0	0	0	0	0	0
2900	Runaways	1	1	0	0	1	2	0	5
3600	Domestic Disturbances	24	25	27	6	9	16	2	109
3610	Other Disturbances	49	21	32	8	13	20	9	152
3810	False Alarms	6	12	12	5	5	18	4	62
3900	Traffic and Parking Problems	16	21	24	9	6	7	5	88
6001	Hit and Run Injury	0	0	1	0	0	0	0	1
6002	Death	0	0	0	0	0	0	0	0
6004	Property Damage	0	0	1	0	0	1	0	2
6005	Hit and Run	2	2	4	0	1	1	0	10
6006	Injury	4	1	3	1	0	1	0	10
6007	Pedestrian	0	0	0	1	0	0	0	1
6008	Non-Injury	9	2	4	2	2	6	4	29
6010	Others	0	0	0	0	0	0	0	0
6602	Abandoned vehicles	6	6	2	1	1	4	3	23
8000	Warrants served	6	9	4	2	4	2	1	28
Misc	All other calls for service	243	319	296	96	87	203	89	1337
	Total calls 2020	411	468	466	152	148	301	125	2074
	Total calls 2019	352	431	417	165	201	228	111	1905
	Traffic Citations								
	Speeding	0	1	2	0	0	0	0	0
	Other traffic citations	42	26	21	10	10	4	5	118
	Increase or Decrease from 2019	59	37	49	-13	-53	73	14	169
	Percent Increase or Decrease	14%	8%	11%	-9%	-35%	24%	11%	9%

Calls for Service - by UCR Code

Incidents Reported Between 03/01/2020 and 03/31/2020

All Municipalities



Code	Description	Primary Count	Secondary UCR Count		
			Code 2	Code 3	Code 4
0200	RAPE	1			
0341	STRONG ARM - HIGHWAY	1			
0420	ASSAULT - KNIFE OR CUTTING INST	1			
0440	ASSAULT - ATROCIOUS- HANDS,FISTS,FEET	4			
0450	OTHER ASSAULTS - NOT AGGRAVATED	8	1		
0513	BURGLARY-FORCED ENTRY-RESIDNTL-TIME UNKN	2			
0514	BURGLARY-FORCE ENTRY-NON-RESID-NIGHT	2			
0523	UNLAWFUL ENTRY-NO FORCE-RESIDENCE-UNK.	1			
0614	THEFT-\$200 & OVER-FROM AUTO (EXCPT 0615)	1			
0617	THEFT-\$200 & OVER-FROM BUILDINGS	4			
0619	THEFT-\$200 & OVER-ALL OTHER	2			
0623	THEFT-\$50 TO \$200-RETAIL THEFT	2			
0626	THEFT-\$50 TO \$200-BICYCLES	1			
0627	THEFT-\$50 TO \$200-FROM BUILDINGS	3			
0629	THEFT-\$50 TO \$200-ALL OTHER	1			
0633	THEFT-UNDER \$50-RETAIL THEFT	5			
0634	THEFT-UNDER \$50-FROM AUTO (EXCEPT 0635)	1			
0639	THEFT-UNDER \$50-ALL OTHER	2			
0710	MOTOR VEHICLE THEFT-AUTO	3		1	
0712	M.V. THEFT - STREET - RESIDENTIAL AREA	1			
0722	M.V.THEFT-STREET-RESIDENTIAL AREA	1			
0924	ARSON-INCENDIARY DEVICE-BUSINESS	1			
1010	FORGERY	8			
1026	COUNTERFEITING - USING	1			
1100	FRAUD	3			
1120	FRAUD - CREDIT CARDS	5			
1130	FRAUD - ALL OTHER (FLIM FLAM, CONFIDENCE	2			
1410	CRIMINAL MISCHIEF TO AUTOMOBILES	12			
1420	CRIMINAL MISCHIEF TO PRIVATE BUILDINGS	4			
1430	CRIMINAL MISCHIEF - PUBLIC BUILDINGS	0	2		
1440	CRIMINAL MISCHIEF - ALL OTHER	1	1		
1450	ALL OTHER VANDALISM(GRAFFITI)	1			
1500	WEAPONS-CARRYING,POSSESSING,ETC.	5		1	
1700	SEX OFFENSES (EXCEPT RAPE & PROSTITUTION	2			
1811	NARCOTICS-SALE-MORPHINE,HEROIN,COCAINE	8			
1812	NARCOTICS-SALE-MARIJUANA, HASHISH, ETC.	1			
1813	DRUGS-SALE/MFG-SYNTHETIC NARCOTICS	4			
1831	NARCOTICS-POSSESSION-MORP,HEROIN,COCAIN	5	1		
1832	NARCOTICS-POSSESSION-MARIJUANA,ETC.	11	2		
1833	NARCOTICS-POSSESSION-SYNTHETIC NARCOTIC	3	2		
1834	NARCOTICS-POSSESSION-OTHER DANGEROUS	4		1	
2000	OFFENSES AGAINST FAMILY & CHILDREN	2			
2001	CHILD LINE REPORTS	9	1		
2020	OFFENSES AGAINST FAMILY-CHILD ABUSE	2			
2110	DRIVING UNDER THE INFLUENCE-LIQUOR/DRUGS	5	1		
2111	DRIVING UNDER THE INFLUENCE - ALCOHOL	4			
2122	DRIVE UNDER INFLUENCE - DRUGS-IMPAIRED	1			
2300	PUBLIC DRUNKENNESS	22			

Calls for Service - by UCR Code

Incidents Reported Between 03/01/2020 and 03/31/2020

All Municipalities



Code	Description	Primary Count	Secondary UCR Count		
			Code 2	Code 3	Code 4
2400	DISORDERLY CONDUCT	6			
2410	HARASSMENT BY COMMUNICATION	9			
2430	DISORDERLY CONDUCT - DRUGS	1			
2450	HARASSMENT	19	2		
2600	ALL OTHER CRIMES CODE VIOLATIONS	11	5		
2624	ALL OTHER OFFENSES - FALSE POLICE REPORT	1			
2639	ALL OTHERS - ILLEGAL DUMPING	2			
2656	ALL OTHER - THREATS (KILL,BOMB,PHONE,ETC)	1			
2660	ALL OTHER OFFENSES - TRESPASSING	3	2		1
2910	LOST/MISSING PROPERTY	1			
2990	RUNAWAYS - (JUVENILE) - REPORTS	4			
3000	FOUND/RECOVERED PROPERTY	19			
3320	DOA	3			
3330	NALOXONE USE/OVERDOSE	5			
3400	MENTAL HEALTH	38	4		
3500	SUSPICIOUS PERSONS,AUTOS,CIRCUMSTANCES	252			
3600	DISTURBANCES-DOMESTIC	109	40	4	1
3610	DISTURBANCES-JUVENILE	21			
3620	DISTURBANCES-OTHER (FIGHTS,DISPUTES,ETC)	112			
3630	LOUD MUSIC DISTURBANCE	18			
3640	ANIMAL COMPLAINTS-BARKING DOGS(FOUNDED)	1			
3800	SERVICE CALL-MISCELLANEOUS	108	2		
3810	SERVICE CALL-ALARMS-UNFOUNDED-EXCPT FIRE	62			
3820	SERVICE CALL-ASSIST MOTORIST/DISABLE VEH	1			
3830	SERVICE CALL-ASSIST OTHER AGENCY	1			
3840	FIRES (INCLUDING ALARMS-FOUNDED/UNFOUND)	12			
3870	MEDICAL EMERGENCY	87	19	6	
3900	TRAFFIC & PARKING PROBLEMS	88			
4014	NON-CRIMINAL-INVESTIGATE OPEN DOOR,ETC.	6			
4020	NON-CRIMINAL - SUSPICIOUS AUTO	1			
4026	NON-CRIMINAL-WIRES AND POLES DOWN	1			
4027	911 HANGUPS-UNFOUNDED	24			
4028	NON-CRIMINAL-OTHER INVESTIGATIONS	56	1		
4029	GUNSHOTS	6			
4502	DEATHS - ACCIDENTAL (NON-TRAFFIC)	1			
5002	LOST & FOUND - FOUND ANIMAL	1			
5008	LOST & FOUND - LOST ARTICLES	2			
5100	JUVENILE	22	1		
5105	INFORMATION	11			
5502	ANIMAL COMPLAINTS - BARKING DOGS(UNF)	3			
5504	ANIMAL COMPLAINTS - DOG BITES	2			
5506	ANIMAL COMPLAINTS - STRAY ANIMALS	30			
5510	ANIMAL COMPLAINTS - OTHER	16			
5590	ANIMAL COMPLAINTS - REPORTS	6			
6001	TRAFFIC ACCIDENT-HIT AND RUN-INJURY	1			
6004	TRAFFIC ACC. INVOLVING PROPERTY DAMAGE	2			
6005	TRAFFIC ACCIDENT- HIT AND RUN	10			
6006	TRAFFIC ACCIDENT INVOLVING INJURY	10			

Calls for Service - by UCR Code

Incidents Reported Between 03/01/2020 and 03/31/2020

All Municipalities



Code	Description	Primary Count	Secondary UCR Count		
			Code 2	Code 3	Code 4
6007	TRAFFIC ACCIDENT-PEDESTRIAN	1			
6008	ACCIDENT INVOLVING NONINJURY	29			
6602	TRAFFIC RELATED -IMPOUNDED,ABANDON M.V.	23		1	
6605	TRAFFIC RELATED-UNFOUND ACCIDENT	2			
6610	TRAFFIC RELATED - MOTORIST AID	4			
6612	TRAFFIC RELATED - SIGNALS-SIGNS OUT	2			
6613	TRAFFIC RELATED-SEIZED REG OR LICENSE	0	2		
7002	BUILDING CHECKS - OFFICER INITIATED	189			
7003	BUILDING CHECK BUSINESS	230			
7005	LIBRARY CHECK	12			
7008	PUBLIC SERVICES - MEDICAL ASSISTANCE	1			
7012	PUBLIC SERVICES - BANK ESCORTS, ETC.	1			
7090	PUBLIC SERVICES - REPORTS	1			
7502	ASSIST OTHER AGENCIES - FIRE DEPT.	32			
7504	ASSIST OTHER AGENCIES - OTHER POLICE	31			
7506	ASSISTING OTHER AGENCIES - ALL OTHERS	5	1		
7508	ASSIST POTTSTOWN POLICE	15			
7510	LIVE SCAN	10			
8012	WARRANTS - LOCAL - TRAFFIC/CONTEMPT	1			
8110	WARRANTS - MONTGOMERY COUNTY BENCH	14			
8114	WARRANTS - OTHER AUTHORITY-OTHER WARRANT	13	4		
8504	DEPARTMENTAL SERVICES - JAIL DUTY	39			
8510	DEPT. SERVICES - NNCIC LOOK-UPS	3			
8518	DEPARTMENTAL SERVICES - RECORD CHECKS	5			
9100	CARD STRUCK WHEN NOT NEEDED	28			
CITT	TRAFFIC CITATION	91			
Total Calls		2,161			