

**POTTSTOWN POLICE DEPARTMENT  
MEMORANDUM**

DATE: March 18,2020  
TO: BOROUGH COUNCIL  
FROM: Kevin Owens  
Department Administrative Manager  
REF: Monthly Report for February 2020

During February 2020, the Pottstown Police Department answered 1,953 calls for service. Of these calls 1,945 occurred in the Borough.

During the month we averaged 67.34 calls per day or 33.67 calls per 12 hour shift. For the year we have answered 4,179 calls. The daily average for the year is 69.65 calls per day or 34.83 calls per 12 hour shift.

During February 2019, we answered 1,671 calls. We answered 282 more calls this month than last February. This is an increase of 16.88% from last year. For the year we have answered 684 more calls than this time in 2019. This is an increase of 19.57%.

Cc Borough Manager  
Mayor  
Capt  
Chief  
All Personnel

## MONTHLY REPORT TO COUNCIL

## POLICE ACTIVITY BY WARD

Feb 2020

TYPE OF CALL ANSWERED		WARD						BORO	
CODE	ACTIVITY	1	2	3	4	5	6	7	TOTAL
0100	MURDER -MANSLAUGHTER	0	0	0	0	0	0	0	0
0200	FORCIBLE RAPE	0	0	0	1	0	0	0	1
0300	ROBBERY	1	0	0	0	0	0	0	1
0400	AGGRAVATED ASSAULT	2	0	0	0	2	1	0	5
0500	BURGLARY	1	0	2	2	0	0	0	5
0600	THEFT	7	6	8	4	3	5	2	35
0700	MOTOR VEHICLE THEFT	0	0	0	0	1	0	0	1
0450	ASSAULTS OTHER	3	6	2	1	1	2	1	16
0900	ARSON	0	0	0	0	0	0	0	0
1100	FRAUD	1	2	6	1	1	1	1	13
1300	REC STOLEN PROPERTY	0	0	0	0	0	0	0	0
1410	CRIMINAL MISCHIEF VEHICLES	3	4	3	1	0	2	0	13
1420	CRIMINAL MISCHIEF BUILDINGS	1	1	0	1	1	0	0	4
1440	CRIMINAL MISCHIEF ALL OTHERS	0	0	1	1	0	0	0	2
1500	WEAPONS VIOLATIONS	1	0	1	0	3	0	0	5
1600	PROSTITUTION	0	0	0	0	0	0	0	0
1700	SEX OFFENSES	0	0	2	0	2	2	2	8
1800	NARCOTICS VIOLATIONS	10	9	5	2	1	6	1	34
2000	OFFENSES AGAINST FAMILY	4	2	6	2	1	1	1	17
2100	DUI	1	1	1	1	0	2	0	6
2200	LIQUOR LAW VIOLATIONS	0	0	0	0	0	0	0	0
2300	PUBLIC DRUNKENESS	6	3	4	0	0	2	0	15
2400	DISORDERLY CONDUCT	6	2	5	2	11	0	0	26
2450	HARASSMENT	5	2	6	1	1	4	0	19
2600	ALL OTHER VIOLATIONS	3	1	2	1	7	1	0	15
2691	OPEN CONTAINER VIOLATIONS	0	0	0	0	0	0	0	0
2800	CURFEW VIOLATIONS	0	1	0	0	0	0	0	1
2900	RUNAWAYS	0	2	4	3	0	0	0	9
3600	DOMESTIC DISTURBANCES	20	22	15	10	15	19	7	108
3610	OTHER DISTURBANCES	25	32	27	9	8	15	2	118
3810	FALSE ALARMS	3	5	22	3	7	16	2	58
3900	TRAFFIC AND PARKING PROBLEMS	14	10	28	13	2	12	6	85
6001	HIT AND RUN INJURY	0	0	0	0	0	0	0	0
6002	DEATH	0	0	0	0	0	0	0	0
6004	PROPERTY DAMAGE	0	0	1	1	0	1	0	3
6005	HIT AND RUN	4	1	3	2	0	2	0	12
6006	INJURY	1	1	2	1	0	2	0	7
6007	PEDESTRIAN	0	0	1	0	0	1	0	2
6008	NONINJURY	4	3	11	5	1	9	5	38
6010	OTHERS	0	0	0	0	0	0	0	0
6602	ABANDONED VEHICLES	2	1	13	2	2	4	2	26
8000	WARRANTS SERVED	10	9	5	1	1	4	0	30
MISC	ALL OTHER CALLS	214	290	273	99	107	157	67	1207
		352	416	459	170	178	271	99	1945
	Total 2019	319	405	383	132	135	197	99	1670
	INCREASE OR DECREASE FROM 2019	33	11	76	38	43	74	0	275
	PERCENT INCREASE OR DECREASE	10%	3%	20%	29%	32%	38%	0%	16%
<b>TRAFFIC CITATIONS</b>									
	SPEEDING	0	2	3	3	0	2	0	10
	ALL OTHER MOVING VIOLATIONS	45	25	31	20	10	14	10	155

# Calls for Service - by UCR Code

Incidents Reported Between 02/01/2020 and 02/29/2020

All Municipalities



Code	Description	Primary Count	Secondary UCR Count		
			Code 2	Code 3	Code 4
0210	FORCIBLE RAPE	1			
0340	ROBBERY-STRONGARM	1			
0440	ASSAULT - ATROCIOUS- HANDS,FISTS,FEET	5			
0450	OTHER ASSAULTS - NOT AGGRAVATED	16	1		
0516	BURGLARY-FORCED ENTRY-NON-RESID-TIME UNK	2			
0522	UNLAWFUL ENTRY-NO FORCE-RESIDENCE-DAY	2			
0526	UNLAWFUL ENTRY-NO FORCE-NONRES.-UNKNOWN	1			
0613	THEFT-\$200 & OVER-RETAIL THEFT	3			
0614	THEFT-\$200 & OVER-FROM AUTO (EXCPT 0615)	2			
0617	THEFT-\$200 & OVER-FROM BUILDINGS	3	1		
0619	THEFT-\$200 & OVER-ALL OTHER	3			
0627	THEFT-\$50 TO \$200-FROM BUILDINGS	4			
0628	THEFT-\$50 TO \$200-FROM COIN DEVICE	1			
0629	THEFT-\$50 TO \$200-ALL OTHER	2			
0632	THEFT-UNDER \$50-PURSE SNATCHING	0		1	
0633	THEFT-UNDER \$50-RETAIL THEFT	3			
0635	THEFT-UNDER \$50-AUTO PARTS & ACCESSORIES	1			
0637	THEFT - UNDER \$50 - FROM BUILDINGS	7			
0639	THEFT-UNDER \$50-ALL OTHER	5			
0690	THEFT - REPORTS	1			
0713	M.V. THEFT - AUTOS - DRIVEWAY	1			
1010	FORGERY	5			
1026	COUNTERFEITING - USING	1			
1100	FRAUD	4	1		
1110	FRAUD - BAD CHECKS	2			
1120	FRAUD - CREDIT CARDS	6	2		
1130	FRAUD - ALL OTHER (FLIM FLAM, CONFIDENCE	1			
1410	CRIMINAL MISCHIEF TO AUTOMOBILES	13	1		
1420	CRIMINAL MISCHIEF TO PRIVATE BUILDINGS	4			
1440	CRIMINAL MISCHIEF - ALL OTHER	2			
1500	WEAPONS-CARRYING,POSSESSING,ETC.	5			
1700	SEX OFFENSES (EXCEPT RAPE & PROSTITUTION	3			
1720	SEX OFFENSES - INDECENT EXPOSURE	3			
1790	SEX OFFENSES - REPORTS	2			
1811	NARCOTICS-SALE-MORPHINE,HEROIN,COCAINE	10		1	
1831	NARCOTICS-POSSESSION-MORP,HEROIN,COCAIN	9	3		
1832	NARCOTICS-POSSESSION-MARIJUANA,ETC.	8	1		
1833	NARCOTICS-POSSESSION-SYNTHETIC NARCOTIC	1			
1834	NARCOTICS-POSSESSION-OTHER DANGEROUS	6			
2000	OFFENSES AGAINST FAMILY & CHILDREN	2			
2001	CHILD LINE REPORTS	15			
2110	DRIVING UNDER THE INFLUENCE-LIQUOR/DRUGS	2	2		
2111	DRIVING UNDER THE INFLUENCE - ALCOHOL	3			
2112	DRIVE UNDER INFLUENCE-ALCOHOL-IMPAIRED	1			
2300	PUBLIC DRUNKENNESS	15	1		
2400	DISORDERLY CONDUCT	16	2		
2410	HARASSMENT BY COMMUNICATION	8	1		
2420	DISORDERLY CONDUCT-PUBLIC PLACES	1			

# Calls for Service - by UCR Code

Incidents Reported Between 02/01/2020 and 02/29/2020

All Municipalities



Code	Description	Primary Count	Secondary UCR Count		
			Code 2	Code 3	Code 4
2430	DISORDERLY CONDUCT - DRUGS	1			
2450	HARASSMENT	19	3		
2600	ALL OTHER CRIMES CODE VIOLATIONS	5	1	1	
2616	ALL OTHERS - CONTEMPT OF COURT (NON M.V)	2			
2639	ALL OTHERS - ILLEGAL DUMPING	2			
2640	ALL OTHER ORDINANCE VIOLATIONS	1			
2660	ALL OTHER OFFENSES - TRESPASSING	5	2		1
2811	CURFEW LAW (JUVENILE) - MALE	1			
2900	LOST/MISSING PERSONS	1			
2910	LOST/MISSING PROPERTY	1			
2990	RUNAWAYS - (JUVENILE) - REPORTS	7			
3000	FOUND/RECOVERED PROPERTY	30	1		
3320	DOA	8			
3321	DOA - OVERDOSE	2			
3400	MENTAL HEALTH	47	3		
3500	SUSPICIOUS PERSONS,AUTOS,CIRCUMSTANCES	205			
3600	DISTURBANCES-DOMESTIC	108	53		1
3610	DISTURBANCES-JUVENILE	11			
3620	DISTURBANCES-OTHER (FIGHTS,DISPUTES,ETC)	78			
3630	LOUD MUSIC DISTURBANCE	23			
3640	ANIMAL COMPLAINTS-BARKING DOGS(FOUNDED)	6			
3800	SERVICE CALL-MISCELLANEOUS	134	5	1	
3810	SERVICE CALL-ALARMS-UNFOUNDED-EXCPT FIRE	58			
3820	SERVICE CALL-ASSIST MOTORIST/DISABLE VEH	1			
3840	FIRES (INCLUDING ALARMS-FOUNDED/UNFOUND)	10	1		
3850	HAZARDOUS CONDITIONS	1			
3860	SERVICE CALL-LOCKOUTS (VEHICLE/BLDG)	1			
3870	MEDICAL EMERGENCY	128	24	1	1
3880	OPEN DOORS/WINDOWS - DISCOVERED	1			
3900	TRAFFIC & PARKING PROBLEMS	85			
4014	NON-CRIMINAL-INVESTIGATE OPEN DOOR,ETC.	1			
4024	NON-CRIMINAL - WATER LEAKS,MAINS, ETC.	1			
4027	911 HANGUPS-UNFOUNDED	33			
4028	NON-CRIMINAL-OTHER INVESTIGATIONS	55			
4029	GUNSHOTS	2			
5004	LOST & FOUND - FOUND ARTICLES	1			
5008	LOST & FOUND - LOST ARTICLES	1	1		
5100	JUVENILE	25			
5105	INFORMATION	8			
5502	ANIMAL COMPLAINTS - BARKING DOGS(UNF)	3			
5506	ANIMAL COMPLAINTS - STRAY ANIMALS	25			
5510	ANIMAL COMPLAINTS - OTHER	15			
6004	TRAFFIC ACC. INVOLVING PROPERTY DAMAGE	3			
6005	TRAFFIC ACCIDENT- HIT AND RUN	12			
6006	TRAFFIC ACCIDENT INVOLVING INJURY	7			
6007	TRAFFIC ACCIDENT-PEDESTRIAN	2			
6008	ACCIDENT INVOLVING NONINJURY	38			
6350	TRAFFIC ENFORCEMENT-PATROL	3			

# Calls for Service - by UCR Code

Incidents Reported Between 02/01/2020 and 02/29/2020

All Municipalities

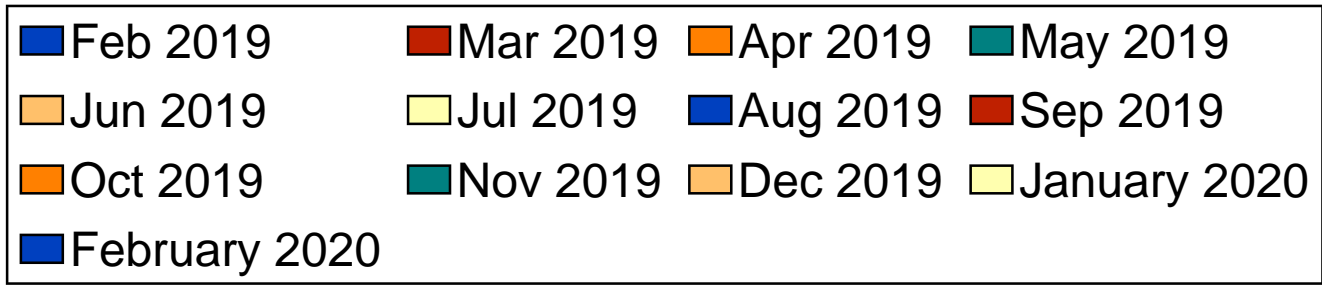
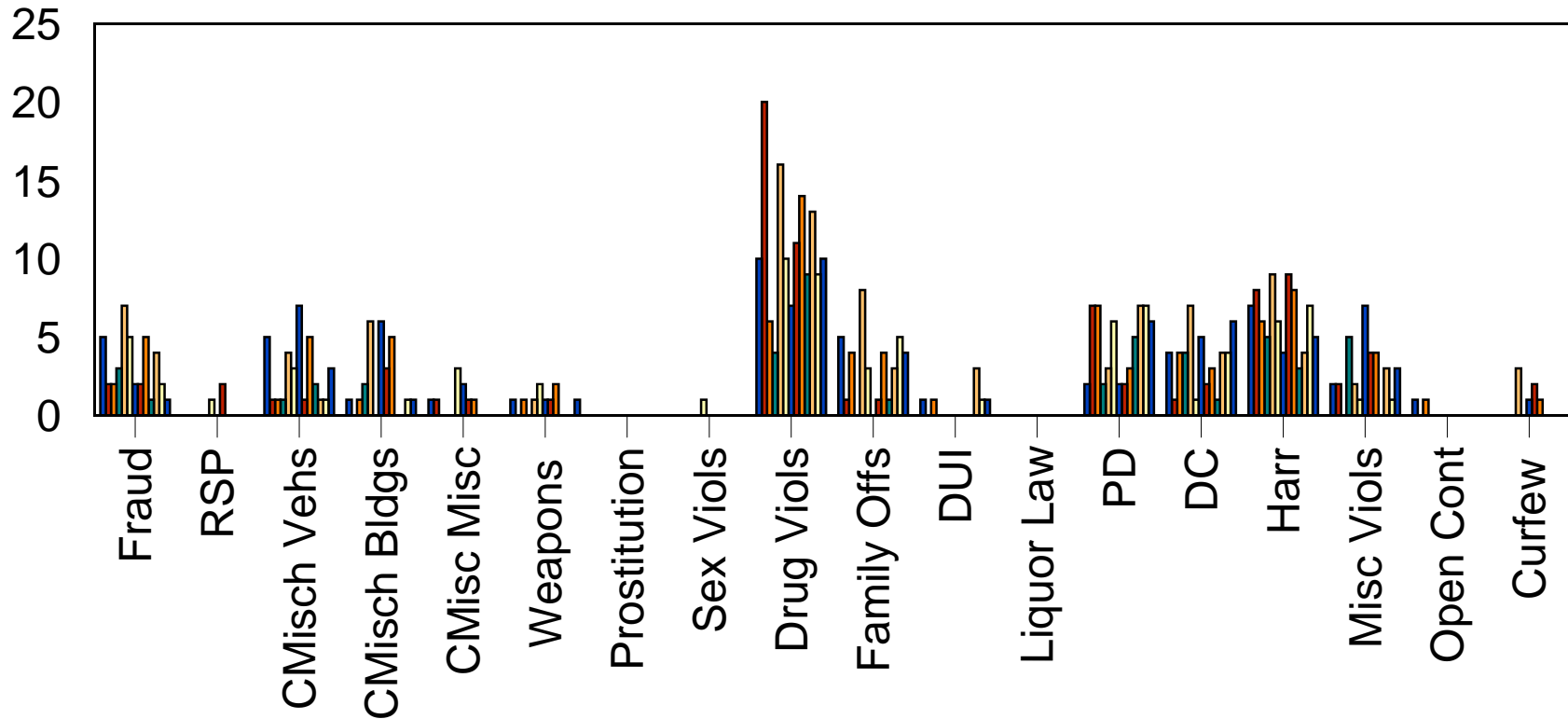


Code	Description	Primary Count	Secondary UCR Count		
			Code 2	Code 3	Code 4
6602	TRAFFIC RELATED -IMPOUNDED,ABANDON M.V.	26			
6605	TRAFFIC RELATED-UNFOUND ACCIDENT	2			
6610	TRAFFIC RELATED - MOTORIST AID	1			
6612	TRAFFIC RELATED - SIGNALS-SIGNS OUT	3			
6613	TRAFFIC RELATED-SEIZED REG OR LICENSE	5	1		
6614	TRAFFIC RELATED - OTHER TRAFFIC	1			
7002	BUILDING CHECKS - OFFICER INITIATED	104			
7003	BUILDING CHECK BUSINESS	163			
7005	LIBRARY CHECK	9			
7008	PUBLIC SERVICES - MEDICAL ASSISTANCE	1			
7012	PUBLIC SERVICES - BANK ESCORTS, ETC.	2			
7014	PUBLIC SERVICE - OTHERS (OFFICER ASSIST)	1			
7090	PUBLIC SERVICES - REPORTS	2			
7502	ASSIST OTHER AGENCIES - FIRE DEPT.	35			
7504	ASSIST OTHER AGENCIES - OTHER POLICE	37			
7506	ASSISTING OTHER AGENCIES - ALL OTHERS	4			
7508	ASSIST POTTSTOWN POLICE	12			
7510	LIVE SCAN	4			
8010	WARRANTS - LOCAL - CRIMINAL	2			
8014	WARRANTS - LOCAL - OTHER WARRANTS	2			
8110	WARRANTS - MONTGOMERY COUNTY BENCH	12			
8114	WARRANTS - OTHER AUTHORITY-OTHER WARRANT	14	2		
8504	DEPARTMENTAL SERVICES - JAIL DUTY	49			
9100	CARD STRUCK WHEN NOT NEEDED	33			
CITT	TRAFFIC CITATION	127			
<b>Total Calls</b>		<b>2,080</b>			




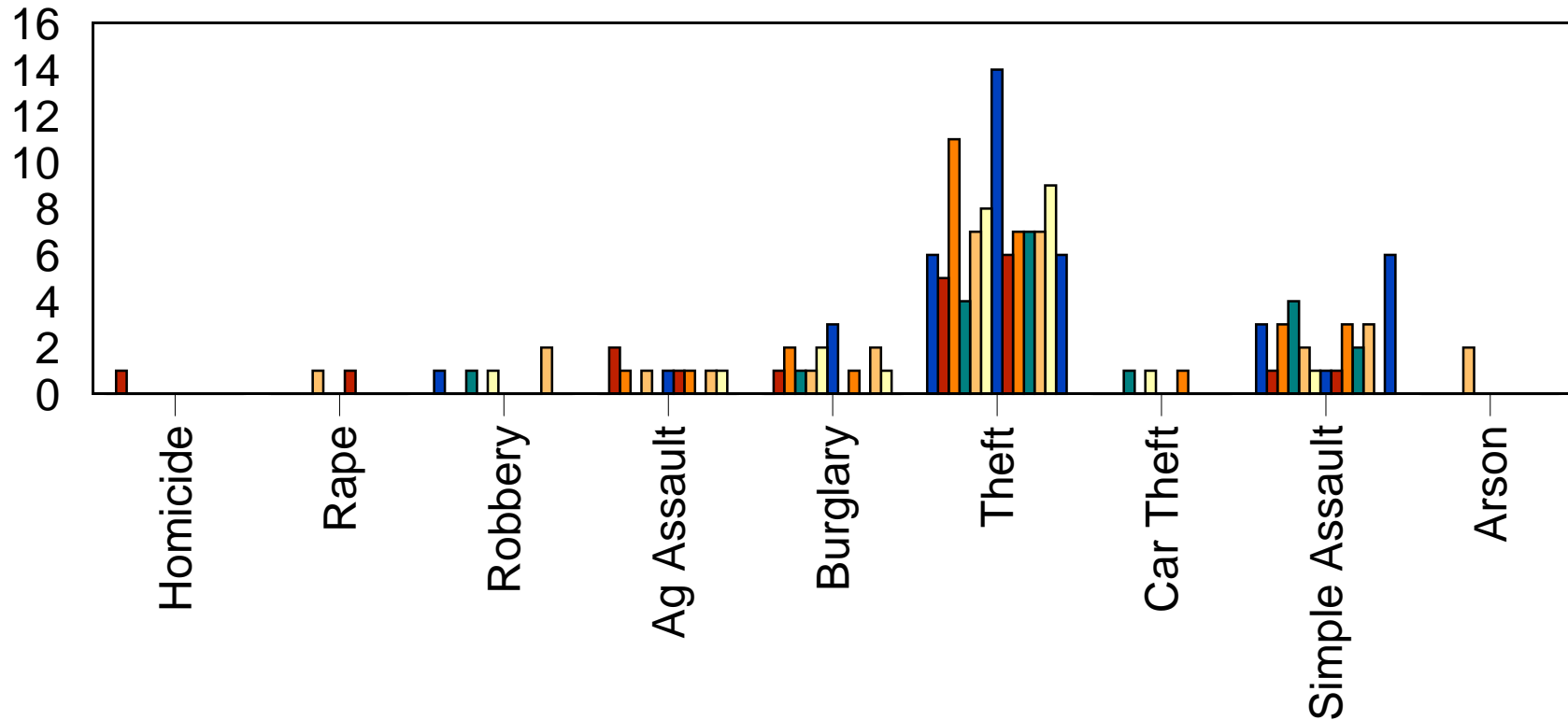
# Ward 1

## Part 2 Crimes - 12 Month Comparison



# Ward 2

## Part 1 Crimes - 12 Month Comparison


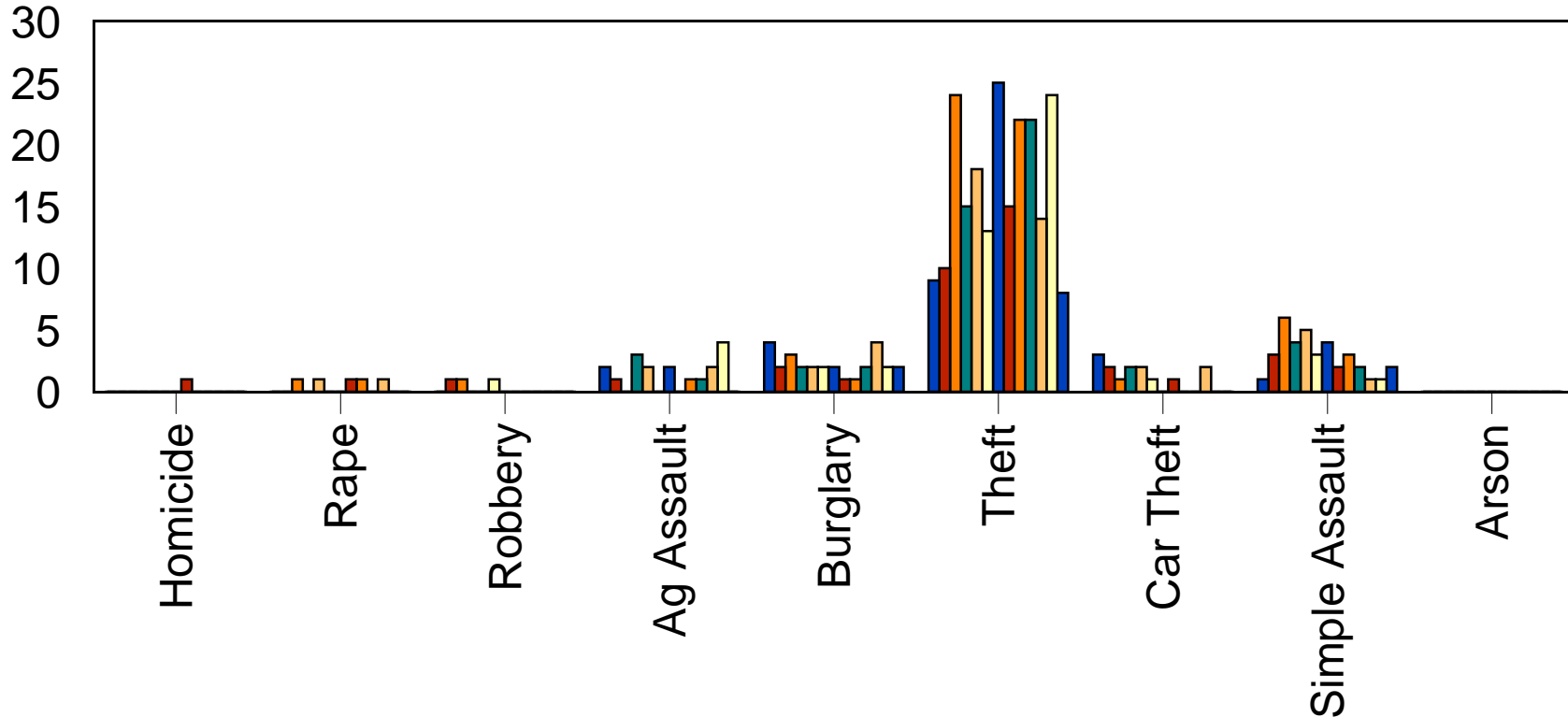






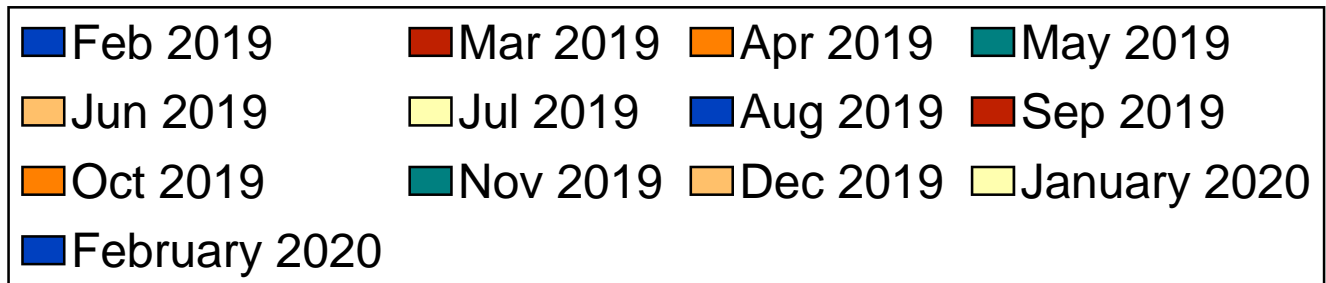
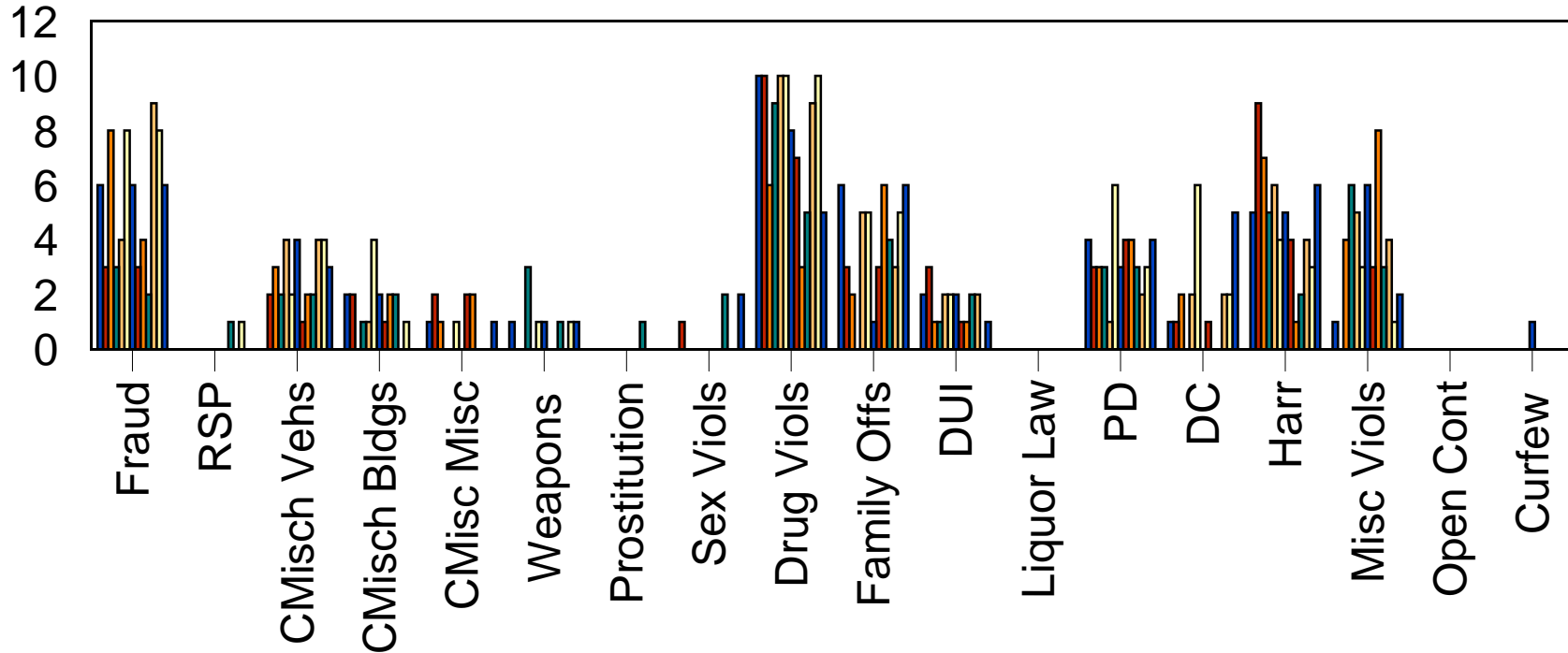
# Ward 3

## Part 1 Crimes - 12 Month Comparison



# Ward 3


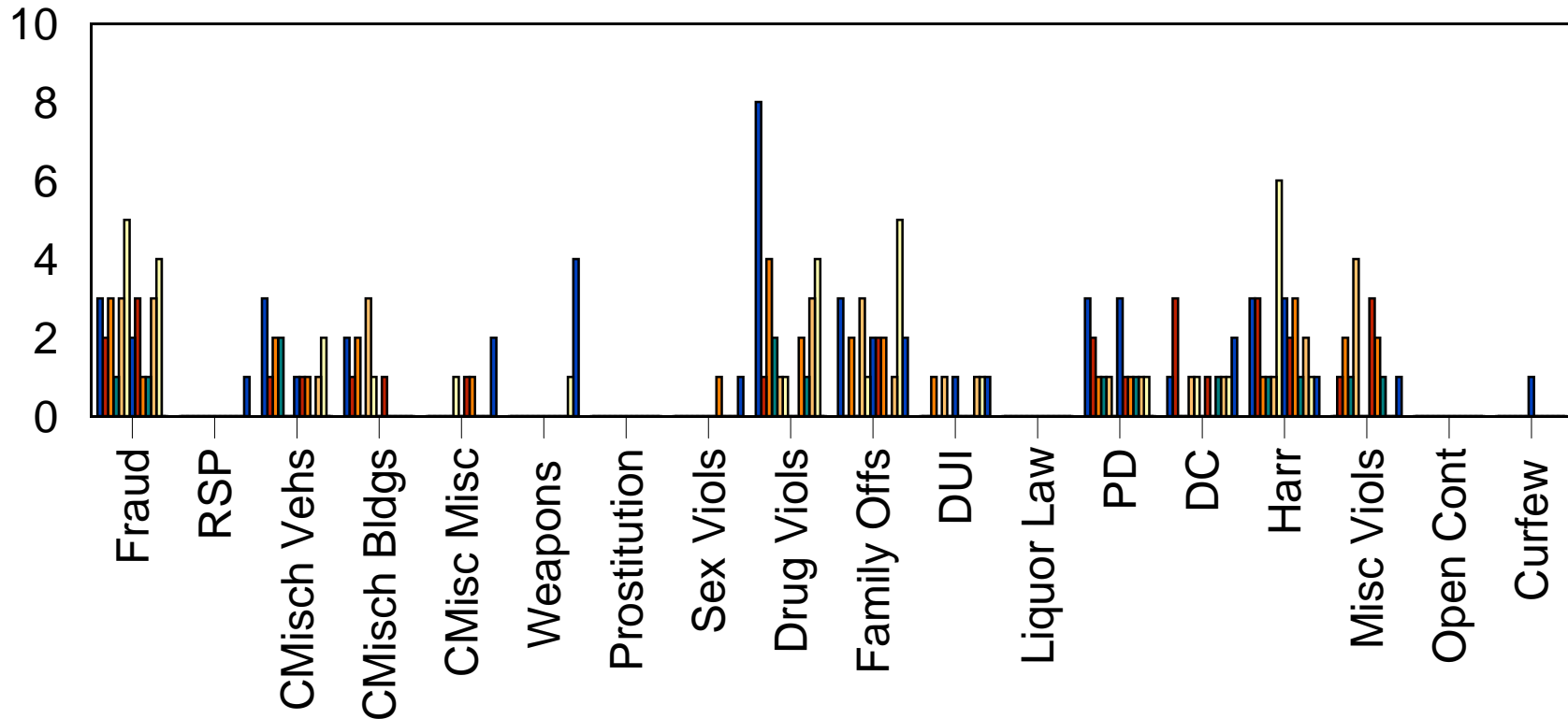
## Part 2 Crimes - 12 Month Comparison





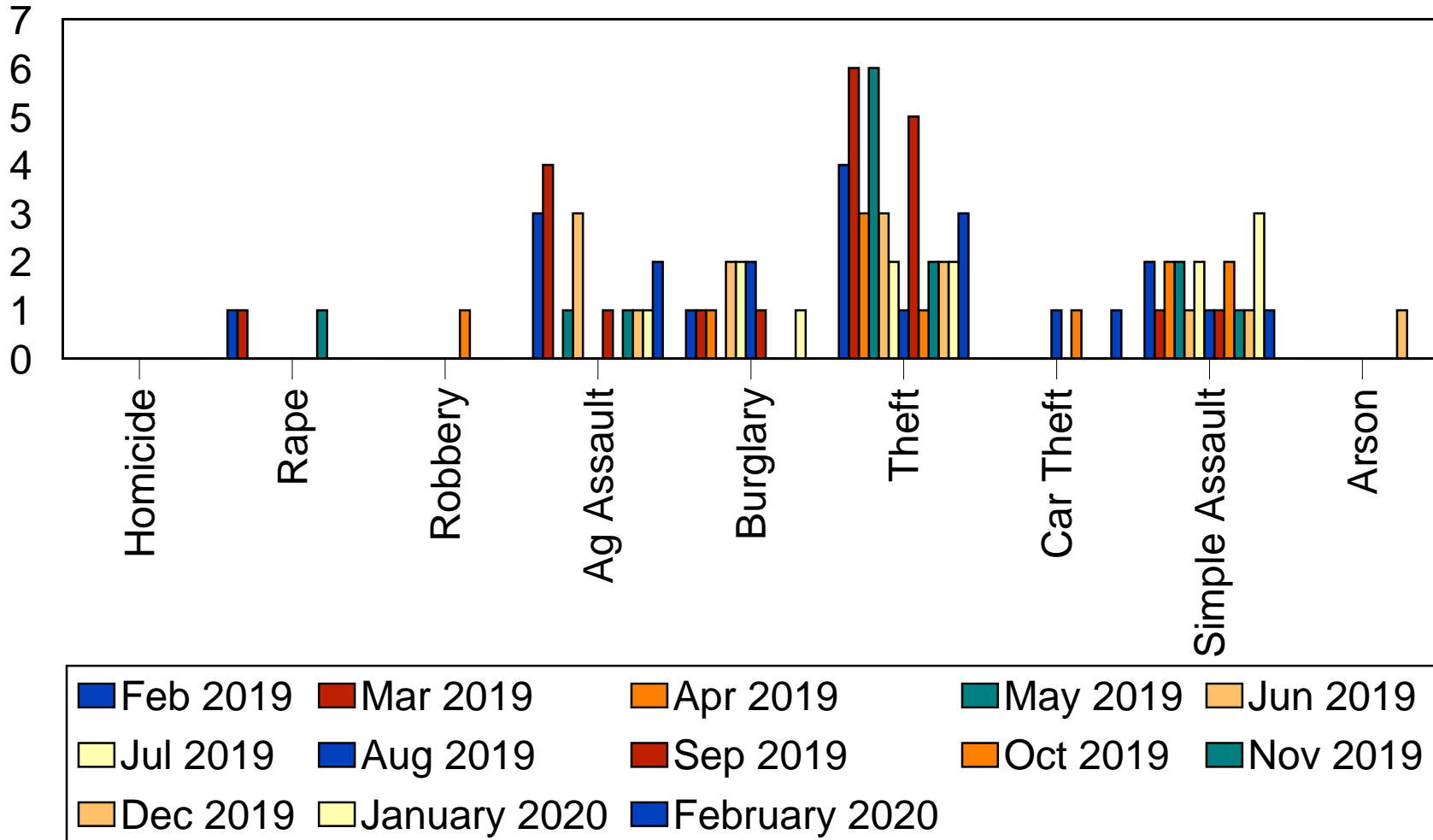
# Ward 4

## Part 2 Crimes - 12 Month Comparison




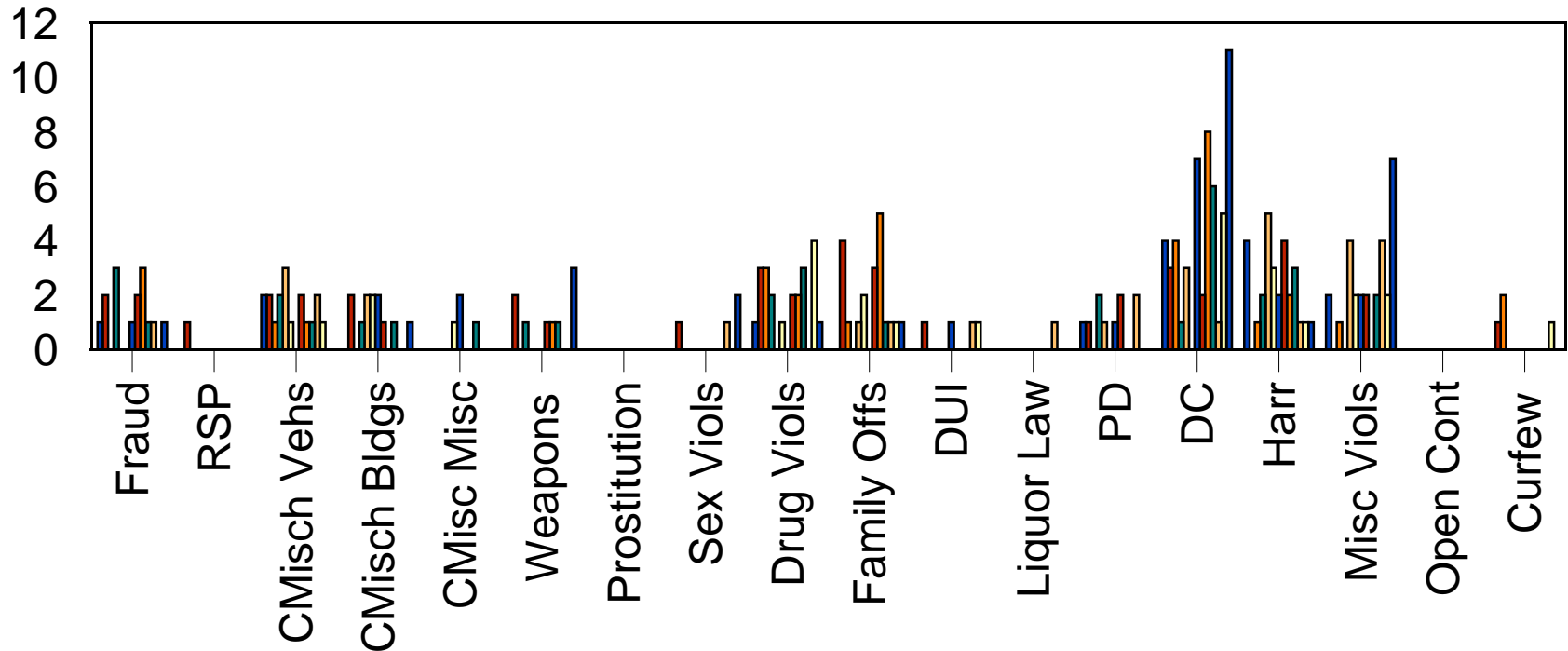
# Ward 5

## Part 1 Crimes - 12 Month Comparison



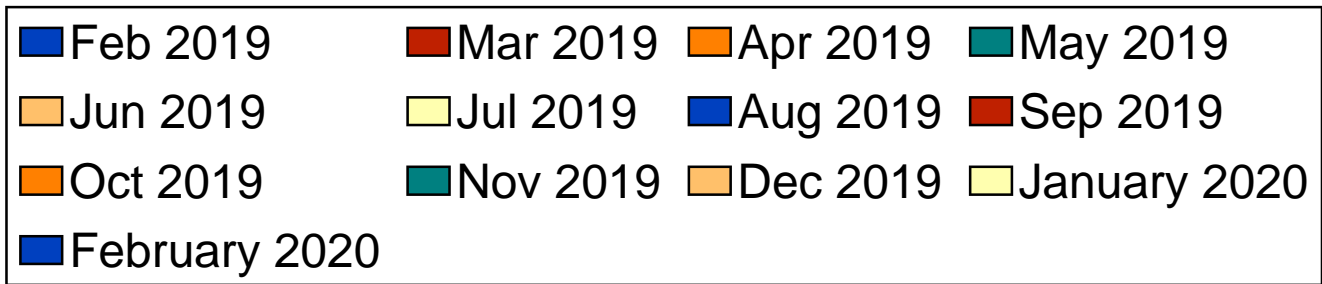
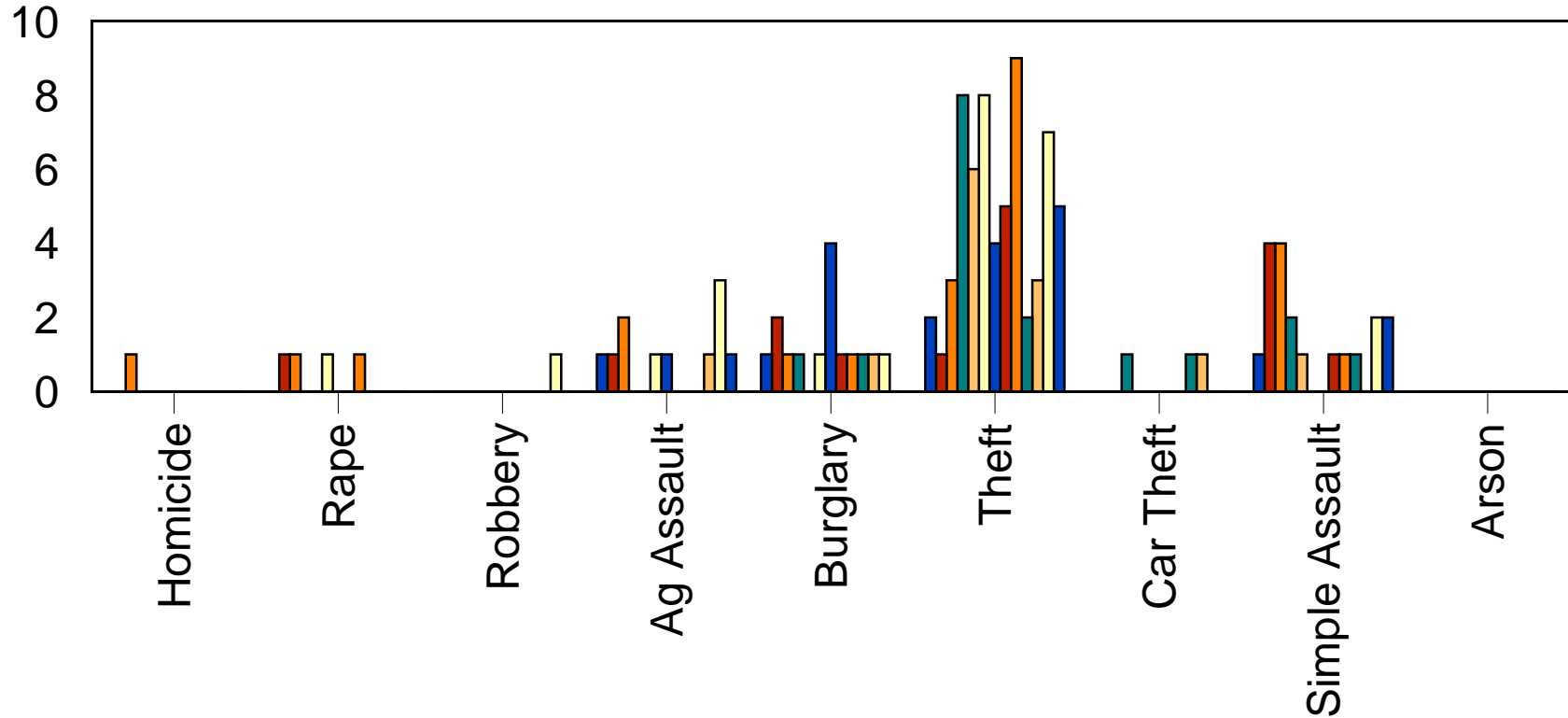
# Ward 5

## Part 2 Crimes - 12 Month Comparison



# Ward 6


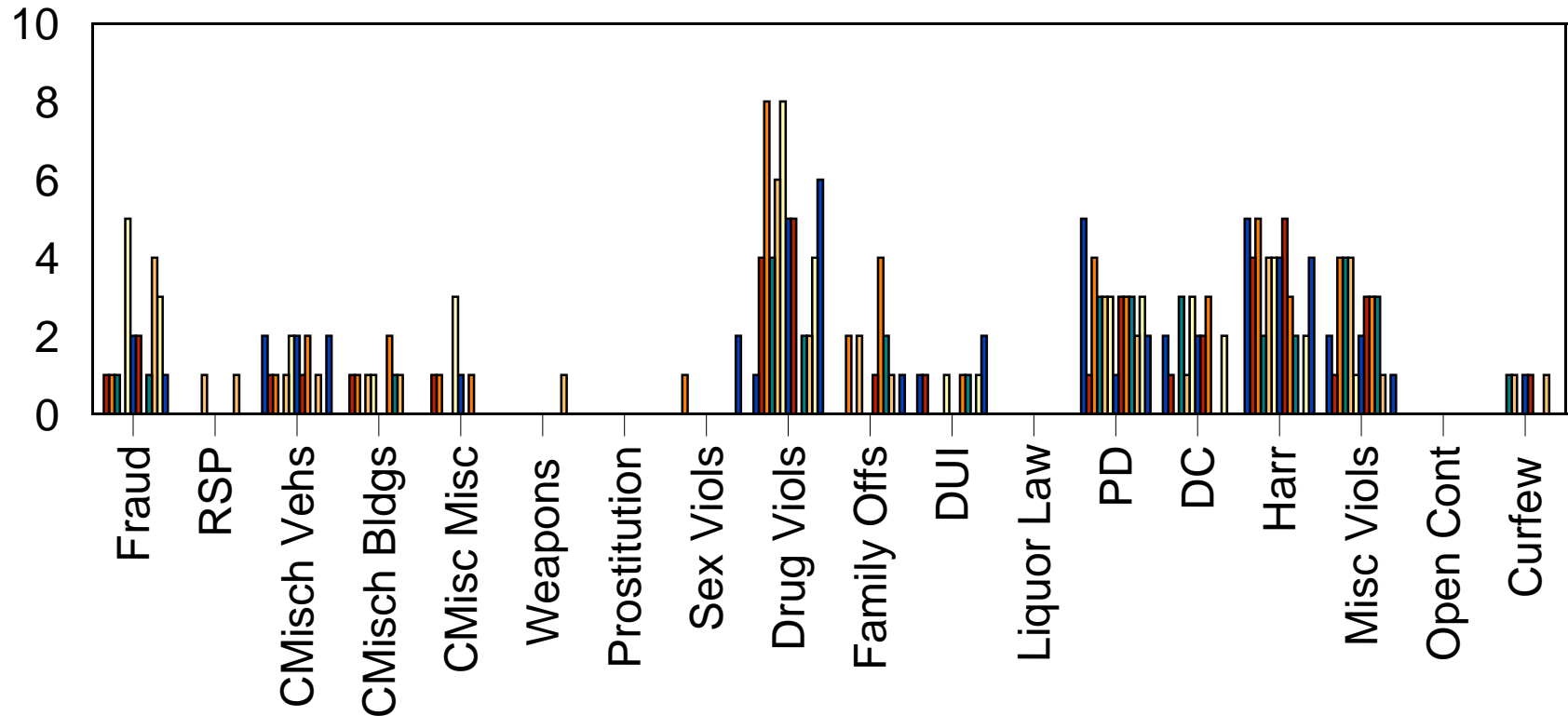
## Part 1 Crimes - 12 Month Comparison






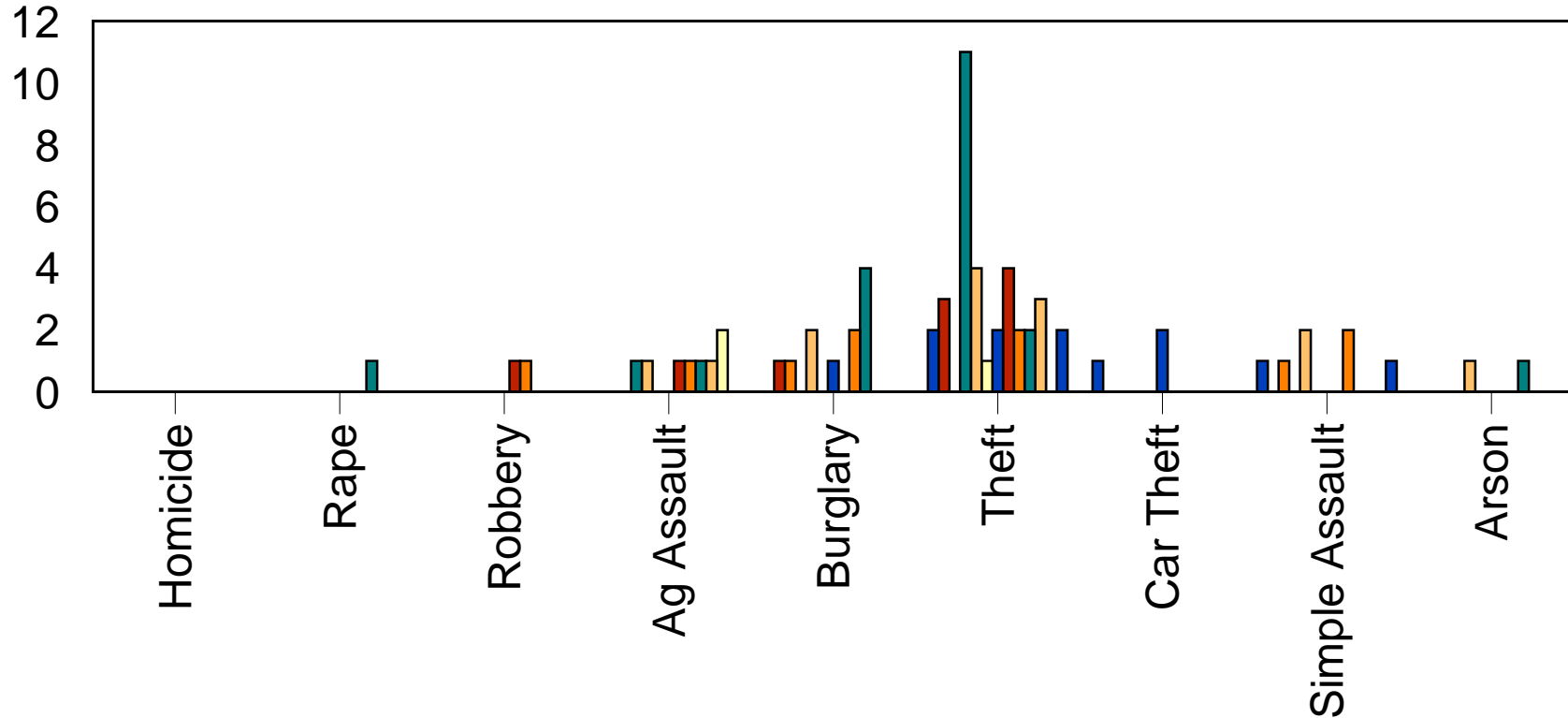
# Ward 6

## Part 2 Crimes - 12 Month Comparison



# Ward 7


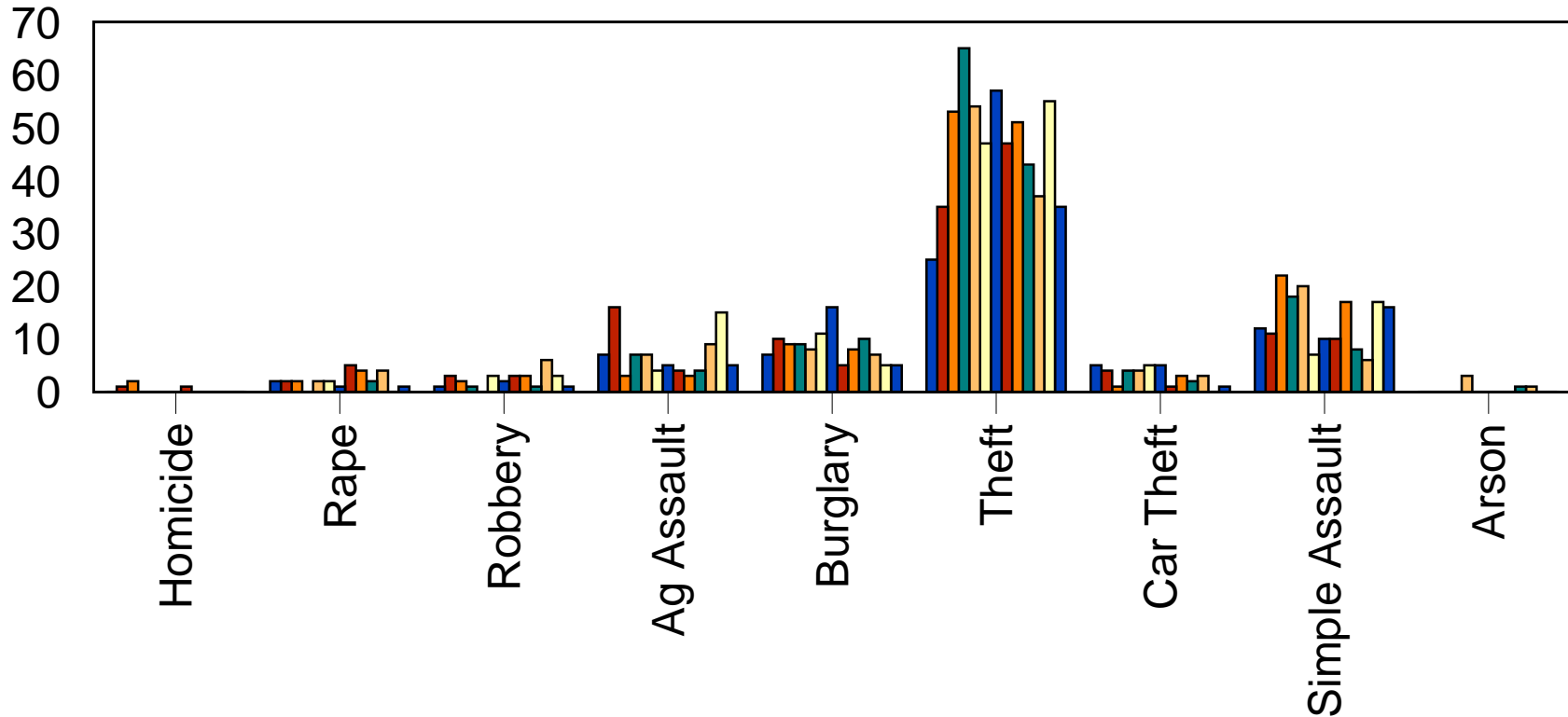
## Part 1 Crimes - 12 Month Comparison





# Borough of Pottstown

## Part 1 Crimes - 12 Month Comparison



# Borough of Pottstown

## Part 2 Crimes - 12 Month Comparison

