

**POTTSTOWN POLICE DEPARTMENT  
MEMORANDUM**

DATE: January 22, 2020  
TO: BOROUGH COUNCIL  
FROM: Kevin Owens  
Department Administrative Manager  
REF: Monthly Report for December 2019

During December 2019 the Pottstown Police Department answered 2,043 calls for service. Of these calls 2,033 occurred in the Borough.

During the month we averaged 65.90 calls per day or 32.95 calls per 12 hour shift. For the year we have answered 24,975 calls. The daily average for the year is 68.42 calls per day or 34.21 calls per 12 hour shift.

During December 2018, we answered 1,777 calls. We answered 266 more calls this month than last December. This is an increase of 14.97% from last year. For the year we have answered 1,558 more calls than this time in 2018. This is an increase of 6.35%

Cc Borough Manager  
Assistant Borough Manager  
Mayor  
Capt  
Chief  
All Personnel

MONTHLY REPORT TO COUNCIL  
POLICE ACTIVITY BY WARD

Dec 2019

TYPE OF CALL ANSWERED		WARD						BORO	
CODE	ACTIVITY	1	2	3	4	5	6	7	TOTAL
0100	MURDER -MANSLAUGHTER	0	0	0	0	0	0	0	0
0200	FORCIBLE RAPE	3	0	1	0	0	0	0	4
0300	ROBBERY	2	2	0	2	0	0	0	6
0400	AGGRAVATED ASSAULT	1	1	2	2	1	1	1	9
0500	BURGLARY	0	2	4	0	0	1	0	7
0600	THEFT	5	7	14	3	2	3	3	37
0700	MOTOR VEHICLE THEFT	0	0	2	0	0	1	0	3
0450	ASSAULTS OTHER	1	3	1	0	1	0	0	6
0900	ARSON	0	0	0	0	1	0	0	1
1100	FRAUD	4	2	9	3	1	4	0	23
1300	REC STOLEN PROPERTY	0	0	0	0	0	1	0	1
1410	CRIMINAL MISCHIEF VEHICLES	1	0	4	1	2	1	2	11
1420	CRIMINAL MISCHIEF BUILDINGS	0	1	0	0	0	1	1	3
1440	CRIMINAL MISCHIEF ALL OTHERS	0	0	0	0	0	0	0	0
1500	WEAPONS VIOLATIONS	0	0	0	0	0	1	0	1
1600	PROSTITUTION	0	0	0	0	0	0	0	0
1700	SEX OFFENSES	0	0	0	0	1	0	0	1
1800	NARCOTICS VIOLATIONS	13	6	9	3	0	2	0	33
2000	OFFENSES AGAINST FAMILY	3	2	3	1	1	1	0	11
2100	DUI	3	1	2	1	1	0	0	8
2200	LIQUOR LAW VIOLATIONS	0	0	0	0	1	0	0	1
2300	PUBLIC DRUNKENESS	7	6	2	1	2	2	1	21
2400	DISORDERLY CONDUCT	4	1	2	1	1	0	0	9
2450	HARASSMENT	4	5	4	2	1	0	4	20
2600	ALL OTHER VIOLATIONS	3	2	4	0	4	1	0	14
2691	OPEN CONTAINER VIOLATIONS	0	0	0	0	0	0	0	0
2800	CURFEW VIOLATIONS	0	0	0	0	0	1	0	1
2900	RUNAWAYS	0	2	1	1	1	0	0	5
3600	DOMESTIC DISTURBANCES	18	29	29	23	5	12	6	122
3610	OTHER DISTURBANCES	21	21	31	19	10	26	11	139
3810	FALSE ALARMS	3	8	18	3	5	2	10	49
3900	TRAFFIC AND PARKING PROBLEMS	7	24	40	8	11	4	5	99
6001	HIT AND RUN INJURY	0	0	0	0	0	0	0	0
6002	DEATH	0	0	0	0	0	0	0	0
6004	PROPERTY DAMAGE	1	1	0	0	1	0	1	4
6005	HIT AND RUN	3	1	7	3	1	0	0	15
6006	INJURY	2	2	8	1	0	0	3	16
6007	PEDESTRIAN	1	0	0	0	0	0	0	1
6008	NONINJURY	4	5	16	8	2	7	1	43
6010	OTHERS	0	0	0	0	0	0	0	0
6602	ABANDONED VEHICLES	5	2	8	3	4	0	0	22
8000	WARRANTS SERVED	7	8	6	2	1	2	0	26
MISC	ALL OTHER CALLS	197	352	290	88	96	161	77	1261
		323	496	517	179	157	235	126	2033
	TOTAL 2018	321	395	435	177	152	196	89	1765
	INCREASE OR DECREASE FROM 2018	2	101	82	2	5	39	37	268
	PERCENT INCREASE OR DECREASE	1%	26%	19%	1%	3%	20%	42%	15%
<b>TRAFFIC CITATIONS</b>									
	SPEEDING	0	0	27	0	0	0	0	27
	ALL OTHER MOVING VIOLATIONS	32	18	61	5	3	16	19	154

# Calls for Service - by UCR Code

Incidents Reported Between 12/01/2019 and 12/31/2019

All Municipalities



Code	Description	Primary Count	Secondary UCR Count		
			Code 2	Code 3	Code 4
0200	RAPE	3			
0293	FORCIBLE FONDLING	1			
0300	ROBBERY	1			
0316	ARMED - FIREARM - RESIDENCE	1			
0341	STRONG ARM - HIGHWAY	1			
0346	STRONG ARM - RESIDENCE	2			
0385	ATTEMPT-STRONG ARM-CHAIN STORE	1			
0410	ASSAULT - FIREARM	2			
0430	ASSAULT-OTHER DANGEROUS WEAPON	1			
0440	ASSAULT - ATROCIOUS- HANDS,FISTS,FEET	6	1		
0450	OTHER ASSAULTS - NOT AGGRAVATED	6	4	1	
0513	BURGLARY-FORCED ENTRY-RESIDNTL-TIME UNKN	1			
0522	UNLAWFUL ENTRY-NO FORCE-RESIDENCE-DAY	3			
0523	UNLAWFUL ENTRY-NO FORCE-RESIDENCE-UNK.	1			
0533	ATTEMPTED FORCIBLE ENTRY-RES.-UNKNOWN	1			
0534	ATTEMPTED FORCIBLE ENTRY-NONRES.-NIGHT	1			
0613	THEFT-\$200 & OVER-RETAIL THEFT	1			
0614	THEFT-\$200 & OVER-FROM AUTO (EXCPT 0615)	1			
0616	THEFT-\$200 & OVER-BICYCLES	1			
0617	THEFT-\$200 & OVER-FROM BUILDINGS	6			
0619	THEFT-\$200 & OVER-ALL OTHER	3			
0623	THEFT-\$50 TO \$200-RETAIL THEFT	3			
0624	THEFT-\$50 TO \$200-FROM AUTO (EXCPT 0625)	1			
0626	THEFT-\$50 TO \$200-BICYCLES	2			
0627	THEFT-\$50 TO \$200-FROM BUILDINGS	3			
0629	THEFT-\$50 TO \$200-ALL OTHER	5			
0633	THEFT-UNDER \$50-RETAIL THEFT	4			
0637	THEFT - UNDER \$50 - FROM BUILDINGS	3			
0639	THEFT-UNDER \$50-ALL OTHER	3			
0643	THEFT-ATTEMPTED-RETAIL THEFT	1			
0712	M.V. THEFT - STREET - RESIDENTIAL AREA	2			
0740	MOTOR VEHICLE THEFT-ATTEMPTED-AUTO	1			
0921	ARSON-INCENDIARY DEVICE-RESIDENCE(HOUSE)	1			
1100	FRAUD	13			
1110	FRAUD - BAD CHECKS	2			
1120	FRAUD - CREDIT CARDS	6	1		
1130	FRAUD - ALL OTHER (FLIM FLAM, CONFIDENCE	2			
1321	STOLEN PROP.-RECEIVING MOTOR VEHICLE	1			
1410	CRIMINAL MISCHIEF TO AUTOMOBILES	11			
1420	CRIMINAL MISCHIEF TO PRIVATE BUILDINGS	3	1		
1500	WEAPONS-CARRYING,POSSESSING,ETC.	1	2		
1720	SEX OFFENSES - INDECENT EXPOSURE	1			
1811	NARCOTICS-SALE-MORPHINE,HEROIN,COCAINE	9			
1813	DRUGS-SALE/MFG-SYNTHETIC NARCOTICS	4			
1831	NARCOTICS-POSSESSION-MORP,HEROIN,COCAIN	8			
1832	NARCOTICS-POSSESSION-MARIJUANA,ETC.	2			
1833	NARCOTICS-POSSESSION-SYNTHETIC NARCOTIC	4	1	1	
1834	NARCOTICS-POSSESSION-OTHER DANGEROUS	6			

# Calls for Service - by UCR Code

Incidents Reported Between 12/01/2019 and 12/31/2019

All Municipalities



Code	Description	Primary Count	Secondary UCR Count		
			Code 2	Code 3	Code 4
2000	OFFENSES AGAINST FAMILY & CHILDREN	1			
2001	CHILD LINE REPORTS	10			
2110	DRIVING UNDER THE INFLUENCE-LIQUOR/DRUGS	2		1	
2111	DRIVING UNDER THE INFLUENCE - ALCOHOL	4			
2112	DRIVE UNDER INFLUENCE-ALCOHOL-IMPAIRED	2			
2211	LIQUOR LAW-UNDERAGE-PURCH,CONSMP,POSSES	1			
2300	PUBLIC DRUNKENNESS	21	1	1	
2400	DISORDERLY CONDUCT	8	3		
2410	HARASSMENT BY COMMUNICATION	6			
2430	DISORDERLY CONDUCT - DRUGS	1			
2450	HARASSMENT	14			
2600	ALL OTHER CRIMES CODE VIOLATIONS	2	3		1
2639	ALL OTHERS - ILLEGAL DUMPING	5			
2640	ALL OTHER ORDINANCE VIOLATIONS	1			
2647	ALL OTHERS - PROTECTIVE ORDERS	1			
2660	ALL OTHER OFFENSES - TRESPASSING	5	2		
2811	CURFEW LAW (JUVENILE) - MALE	1			
2900	LOST/MISSING PERSONS	2			
2910	LOST/MISSING PROPERTY	2			
2911	RUNAWAY - INCORRIGIBLE -MALE (JUVENILE)	1			
2990	RUNAWAYS - (JUVENILE) - REPORTS	4			
3000	FOUND/RECOVERED PROPERTY	23			
3300	SUICIDES	0	1		
3320	DOA	4			
3321	DOA - OVERDOSE	6			
3330	NALOXONE USE/OVERDOSE	3	2		
3400	MENTAL HEALTH	43	4		
3500	SUSPICIOUS PERSONS,AUTOS,CIRCUMSTANCES	225	1		
3600	DISTURBANCES-DOMESTIC	122	36	6	2
3610	DISTURBANCES-JUVENILE	10			
3620	DISTURBANCES-OTHER (FIGHTS,DISPUTES,ETC)	114	2		
3630	LOUD MUSIC DISTURBANCE	13			
3640	ANIMAL COMPLAINTS-BARKING DOGS(FOUNDED)	2			
3800	SERVICE CALL-MISCELLANEOUS	99	2		
3810	SERVICE CALL-ALARMS-UNFOUNDED-EXCPT FIRE	49			
3820	SERVICE CALL-ASSIST MOTORIST/DISABLE VEH	1			
3840	FIRES (INCLUDING ALARMS-FOUNDED/UNFOUND)	8			
3870	MEDICAL EMERGENCY	116	6	3	
3880	OPEN DOORS/WINDOWS - DISCOVERED	1			
3890	SERVICE CALL - PROTECT MONEY	1			
3900	TRAFFIC & PARKING PROBLEMS	99			
4002	NON-CRIMINAL-ACCIDENT-HOME(NON-TRAFFIC)	1			
4014	NON-CRIMINAL-INVESTIGATE OPEN DOOR,ETC.	2			
4024	NON-CRIMINAL - WATER LEAKS,MAINS, ETC.	1			
4027	911 HANGUPS-UNFOUNDED	14			
4028	NON-CRIMINAL-OTHER INVESTIGATIONS	55	1		
4029	GUNSHOTS	3			
5010	LOST & FOUND - MISSING JUVENILE FEMALE	2			

# Calls for Service - by UCR Code

Incidents Reported Between 12/01/2019 and 12/31/2019

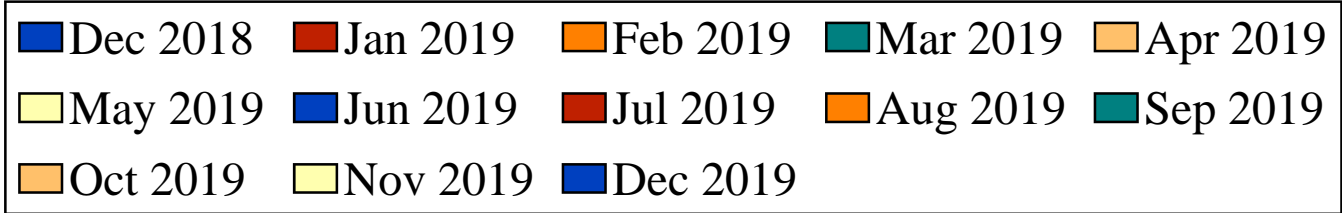
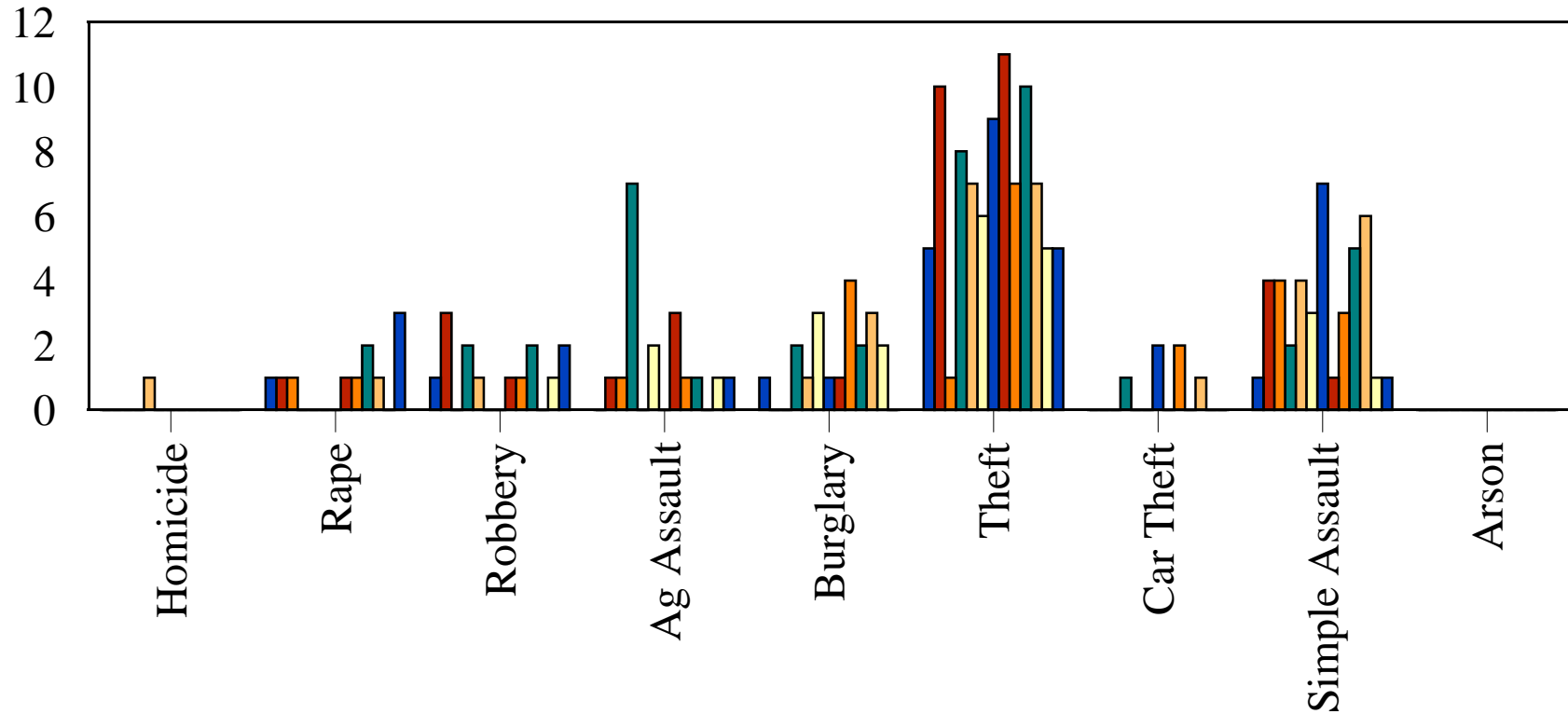
All Municipalities



Code	Description	Primary Count	Secondary UCR Count		
			Code 2	Code 3	Code 4
5016	LOST & FOUND - MISSING ADULT MALES	1	1		
5100	JUVENILE	17	3		
5105	INFORMATION	4			
5502	ANIMAL COMPLAINTS - BARKING DOGS(UNF)	7			
5504	ANIMAL COMPLAINTS - DOG BITES	6			
5506	ANIMAL COMPLAINTS - STRAY ANIMALS	36			
5510	ANIMAL COMPLAINTS - OTHER	8	1		
5590	ANIMAL COMPLAINTS - REPORTS	2			
6004	TRAFFIC ACC. INVOLVING PROPERTY DAMAGE	4			
6005	TRAFFIC ACCIDENT- HIT AND RUN	15			
6006	TRAFFIC ACCIDENT INVOLVING INJURY	16			
6007	TRAFFIC ACCIDENT-PEDESTRIAN	1			
6008	ACCIDENT INVOLVING NONINJURY	43			
6350	TRAFFIC ENFORCEMENT-PATROL	7			
6602	TRAFFIC RELATED -IMPOUNDED,ABANDON M.V.	22	1		
6605	TRAFFIC RELATED-UNFOUND ACCIDENT	4			
6608	TRAFFIC RELATED - ESCORTS	1			
6610	TRAFFIC RELATED - MOTORIST AID	5			
6613	TRAFFIC RELATED-SEIZED REG OR LICENSE	4	1		
7002	BUILDING CHECKS - OFFICER INITIATED	155			
7003	BUILDING CHECK BUSINESS	194			
7004	BUILDING CHECKS - VACATION,VACANT HOME	1			
7008	PUBLIC SERVICES - MEDICAL ASSISTANCE	1			
7012	PUBLIC SERVICES - BANK ESCORTS, ETC.	3			
7090	PUBLIC SERVICES - REPORTS	1			
7502	ASSIST OTHER AGENCIES - FIRE DEPT.	38			
7504	ASSIST OTHER AGENCIES - OTHER POLICE	33			
7506	ASSISTING OTHER AGENCIES - ALL OTHERS	6	1		
7508	ASSIST POTTSTOWN POLICE	17			
7510	LIVE SCAN	5			
8010	WARRANTS - LOCAL - CRIMINAL	1			
8110	WARRANTS - MONTGOMERY COUNTY BENCH	16	1		
8114	WARRANTS - OTHER AUTHORITY-OTHER WARRANT	9	2		
8504	DEPARTMENTAL SERVICES - JAIL DUTY	58			
9000	ADMINISTRATIVE TASKS	1			
9100	CARD STRUCK WHEN NOT NEEDED	44			
CITT	TRAFFIC CITATION	143			
CITW	WARNING	1			
<b>Total Calls</b>		<b>2,187</b>			

# Ward 1

## Part 1 Crimes - 12 Month Comparison











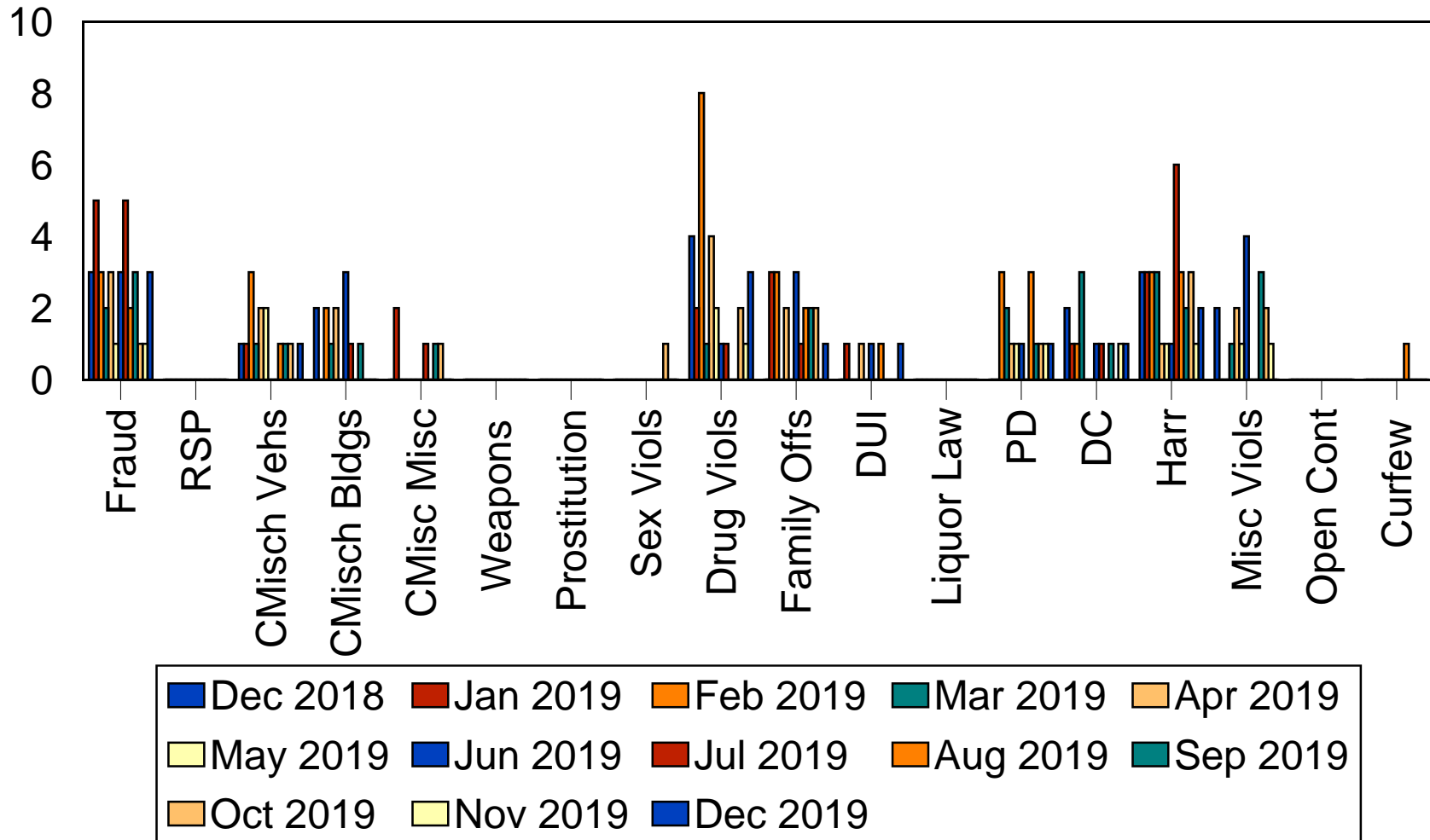






# Ward 4

## Part 2 Crimes - 12 Month Comparison









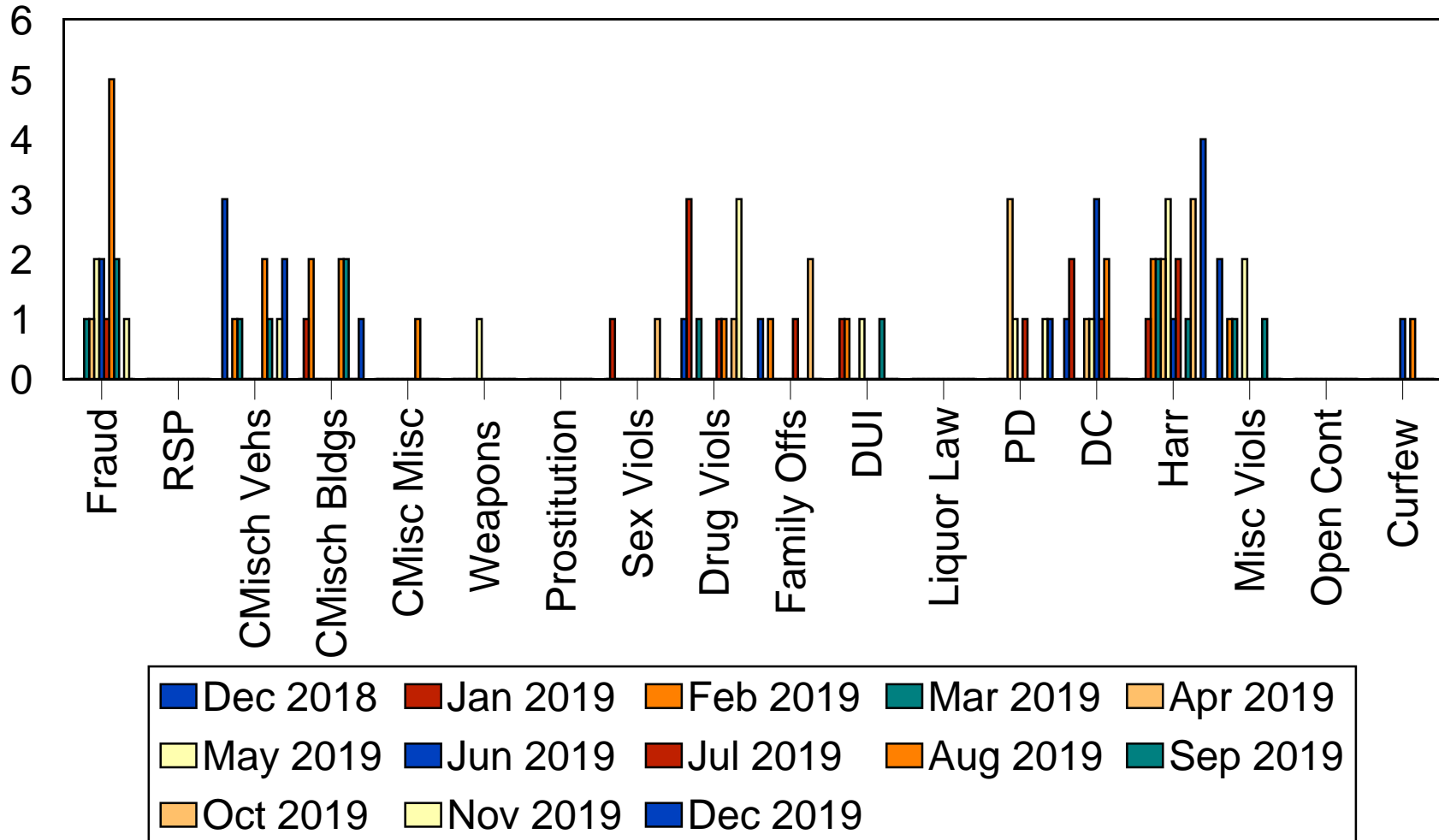






# Ward 7

## Part 2 Crimes - 12 Month Comparison





# Borough of Pottstown

## Part 2 Crimes - 12 Month Comparison

