

**POTTSTOWN POLICE DEPARTMENT
MEMORANDUM**

DATE: October 2, 2019
TO: BOROUGH COUNCIL
FROM: Chuck Bleile
Department Administrative Manager
REF: Monthly Report for August 2019

During August 2019 the Pottstown Police Department answered 2,265 calls for service. Of these calls 2,260 occurred in the Borough.

During the month we averaged 73.06 calls per day or 36.53 calls per 12 hour shift. For the year we have answered 16,751 calls. The daily average for the year is 68.19 calls per day or 34.09 calls per 12 hour shift.

During August 2018 we answered 2,096 calls. We answered 169 more calls this month than last August. This is an increase of 8.06% from last year. For the year we have answered 869 more calls than this time in 2018. This is an increase of 5.47%.

Cc Borough Manager
Assistant Borough Manager
Mayor
Capt
Chief
All Personnel

MONTHLY REPORT TO COUNCIL
POLICE ACTIVITY BY WARD

AUG 2019

TYPE OF CALL ANSWERED		WARD							BORO
CODE	ACTIVITY	1	2	3	4	5	6	7	TOTAL
0100	MURDER -MANSLAUGHTER	0	0	0	0	0	0	0	0
0200	FORCIBLE RAPE	1	0	0	0	0	0	0	1
0300	ROBBERY	1	0	0	1	0	0	0	2
0400	AGGRAVATED ASSAULT	1	1	2	0	0	1	0	5
0500	BURGLARY	4	3	2	0	2	4	1	16
0600	THEFT	7	14	25	4	1	4	2	57
0700	MOTOR VEHICLE THEFT	2	0	0	0	1	0	2	5
0450	ASSAULTS OTHER	3	1	4	1	1	0	0	10
0900	ARSON	0	0	0	0	0	0	0	0
1100	FRAUD	2	6	6	2	1	2	5	24
1300	REC STOLEN PROPERTY	0	0	0	0	0	0	0	0
1410	CRIMINAL MISCHIEF VEHICLES	7	4	4	1	0	2	2	20
1420	CRIMINAL MISCHIEF BUILDINGS	6	2	2	0	2	0	2	14
1440	CRIMINAL MISCHIEF ALL OTHERS	2	1	0	0	2	1	1	7
1500	WEAPONS VIOLATIONS	1	1	1	0	0	0	0	3
1600	PROSTITUTION	0	0	0	0	0	0	0	0
1700	SEX OFFENSES	0	0	0	0	0	0	0	0
1800	NARCOTICS VIOLATIONS	7	8	8	0	0	5	1	29
2000	OFFENSES AGAINST FAMILY	0	2	1	2	0	0	0	5
2100	DUI	0	0	2	1	1	0	0	4
2200	LIQUOR LAW VIOLATIONS	0	0	0	0	0	0	0	0
2300	PUBLIC DRUNKENESS	2	9	3	3	1	1	0	19
2400	DISORDERLY CONDUCT	5	1	0	0	7	2	2	17
2450	HARASSMENT	4	4	5	3	2	4	0	22
2600	ALL OTHER VIOLATIONS	7	1	6	0	2	2	0	18
2691	OPEN CONTAINER VIOLATIONS	0	0	0	0	0	0	0	0
2800	CURFEW VIOLATIONS	1	1	1	1	0	1	1	6
2900	RUNAWAYS	3	2	1	0	0	2	3	11
3600	DOMESTIC DISTURBANCES	35	29	26	8	9	17	2	126
3610	OTHER DISTURBANCES	44	23	41	21	17	21	4	171
3810	FALSE ALARMS	11	10	13	2	4	15	6	61
3900	TRAFFIC AND PARKING PROBLEMS	17	27	28	9	5	12	9	107
6001	HIT AND RUN INJURY	0	0	1	0	0	0	0	1
6002	DEATH	0	0	0	0	0	0	0	0
6004	PROPERTY DAMAGE	0	0	1	0	0	0	0	1
6005	HIT AND RUN	1	0	5	2	1	2	2	13
6006	INJURY	1	1	2	0	0	0	1	5
6007	PEDESTRIAN	0	0	0	0	0	0	0	0
6008	NONINJURY	7	8	14	6	2	4	3	44
6010	OTHERS	0	0	0	0	0	0	0	0
6602	ABANDONED VEHICLES	4	6	10	2	2	8	2	34
8000	WARRANTS SERVED	5	12	7	3	0	4	1	32
MISC	ALL OTHER CALLS	236	387	329	95	64	166	93	1370
		427	564	550	167	127	280	145	2260
	TOTAL 2018	415	504	544	193	113	239	72	2080
	INCREASE OR DECREASE FROM 2018	12	60	6	-26	14	41	73	180
	PERCENT INCREASE OR DECREASE	3%	12%	1%	-13%	12%	17%	101%	9%
	TRAFFIC CITATIONS								
	SPEEDING	0	0	29	1	0	0	0	30
	ALL OTHER MOVING VIOLATIONS	37	33	30	10	2	7	10	129

Calls for Service - by UCR Code

Incidents Reported Between 08/01/2019 and 08/31/2019

All Municipalities



Code	Description	Primary Count	Secondary UCR Count		
			Code 2	Code 3	Code 4
0293	FORCIBLE FONDLING	1			
0341	STRONG ARM - HIGHWAY	2			
0410	ASSAULT - FIREARM	2			
0440	ASSAULT - ATROCIOUS- HANDS,FISTS,FEET	3			
0450	OTHER ASSAULTS - NOT AGGRAVATED	10	1		
0511	BURGLARY-FORCED ENTRY-RESIDENCE-NIGHT	1			
0512	BURGLARY-FORCED ENTRY-RESIDENCE-DAY	1			
0513	BURGLARY-FORCED ENTRY-RESIDNTL-TIME UNKN	6			
0514	BURGLARY-FORCE ENTRY-NON-RESID-NIGHT	1			
0515	BURGLARY-FORCED ENTRY-NON-RESID-DAY	1			
0521	UNLAWFUL ENTRY-NO FORCE-RESIDENCE-NIGHT	1			
0522	UNLAWFUL ENTRY-NO FORCE-RESIDENCE-DAY	1			
0523	UNLAWFUL ENTRY-NO FORCE-RESIDENCE-UNK.	2			
0532	ATTEMPT FORCIBLE ENTRY-RESIDENCE-DAY	2			
0613	THEFT-\$200 & OVER-RETAIL THEFT	5			
0614	THEFT-\$200 & OVER-FROM AUTO (EXCPT 0615)	5			
0615	THEFT-\$200 & OVER-AUTO ACCESSORIES	1			
0616	THEFT-\$200 & OVER-BICYCLES	1			
0617	THEFT-\$200 & OVER-FROM BUILDINGS	6			
0619	THEFT-\$200 & OVER-ALL OTHER	4			
0623	THEFT-\$50 TO \$200-RETAIL THEFT	4	1		
0624	THEFT-\$50 TO \$200-FROM AUTO (EXCPT 0625)	4			
0626	THEFT-\$50 TO \$200-BICYCLES	2			
0627	THEFT-\$50 TO \$200-FROM BUILDINGS	3			
0629	THEFT-\$50 TO \$200-ALL OTHER	4	1		
0633	THEFT-UNDER \$50-RETAIL THEFT	4			
0634	THEFT-UNDER \$50-FROM AUTO (EXCEPT 0635)	8			
0637	THEFT - UNDER \$50 - FROM BUILDINGS	3			
0639	THEFT-UNDER \$50-ALL OTHER	1			
0644	THEFT-ATTEMPTED-FROM AUTO (EXCEPT 0645)	1			
0648	THEFT-ATTEMPTED-FROM COIN DEVICE	1			
0710	MOTOR VEHICLE THEFT-AUTO	3	1		
0722	M.V.THEFT-STREET-RESIDENTIAL AREA	1			
0730	MOTOR VEHICLE THEFT-ALL OTHER	1			
1020	COUNTERFEITING	2			
1026	COUNTERFEITING - USING	1			
1100	FRAUD	12			
1110	FRAUD - BAD CHECKS	2			
1120	FRAUD - CREDIT CARDS	5	1	1	
1130	FRAUD - ALL OTHER (FLIM FLAM, CONFIDENCE	2			
1410	CRIMINAL MISCHIEF TO AUTOMOBILES	20			
1420	CRIMINAL MISCHIEF TO PRIVATE BUILDINGS	13			1
1430	CRIMINAL MISCHIEF - PUBLIC BUILDINGS	1			
1440	CRIMINAL MISCHIEF - ALL OTHER	6	1	1	
1450	ALL OTHER VANDALISM(GRAFFITI)	1			
1500	WEAPONS-CARRYING,POSSESSING,ETC.	3			
1531	WEAPONS - POSSESSION - FIREARMS	0	1		
1811	NARCOTICS-SALE-MORPHINE,HEROIN,COCAINE	10	1		

Calls for Service - by UCR Code

Incidents Reported Between 08/01/2019 and 08/31/2019

All Municipalities



Code	Description	Primary Count	Secondary UCR Count		
			Code 2	Code 3	Code 4
1812	NARCOTICS-SALE-MARIJUANA, HASHISH, ETC.	0		1	
1813	DRUGS-SALE/MFG-SYNTHETIC NARCOTICS	4			
1831	NARCOTICS-POSSESSION-MORP,HEROIN,COCAIN	3		1	
1832	NARCOTICS-POSSESSION-MARIJUANA,ETC.	4	3	1	
1833	NARCOTICS-POSSESSION-SYNTHETIC NARCOTIC	3			
1834	NARCOTICS-POSSESSION-OTHER DANGEROUS	5	2		1
2000	OFFENSES AGAINST FAMILY & CHILDREN	0	1		
2001	CHILD LINE REPORTS	5			
2110	DRIVING UNDER THE INFLUENCE-LIQUOR/DRUGS	3			
2111	DRIVING UNDER THE INFLUENCE - ALCOHOL	1			
2300	PUBLIC DRUNKENNESS	19	1		
2400	DISORDERLY CONDUCT	15	1		
2410	HARASSMENT BY COMMUNICATION	5			
2430	DISORDERLY CONDUCT - DRUGS	0	1		
2440	DISORDERLY CONDUCT-DISTURBING THE PEACE	1			
2450	HARASSMENT	17	2		
2460	DISORDERLY CONDUCT-OBSCENE LANGUAGE	1			
2500	LOITERING/PROWLING (AT NIGHT)	1			
2600	ALL OTHER CRIMES CODE VIOLATIONS	3	1		
2616	ALL OTHERS - CONTEMPT OF COURT (NON M.V)	4			
2624	ALL OTHER OFFENSES - FALSE POLICE REPORT	1			
2639	ALL OTHERS - ILLEGAL DUMPING	6			
2650	ALL OTHERS - PUBLIC NUISANCE	2			
2656	ALL OTHER - THREATS (KILL,BOMB,PHONE,ETC	1			
2660	ALL OTHER OFFENSES - TRESPASSING	1	2		
2811	CURFEW LAW (JUVENILE) - MALE	6			
2812	CURFEW LAW (JUVENILE) - FEMALE	0	1		
2910	LOST/MISSING PROPERTY	3			
2912	RUNAWAY-INCORRIGIBLE-FEMALE (JUVENILE)	1			
2990	RUNAWAYS - (JUVENILE) - REPORTS	11	1		
3000	FOUND/RECOVERED PROPERTY	34	2		
3320	DOA	4			
3330	NALOXONE USE/OVERDOSE	8			
3400	MENTAL HEALTH	26	1		
3500	SUSPICIOUS PERSONS,AUTOS,CIRCUMSTANCES	275	1		
3600	DISTURBANCES-DOMESTIC	126	30	2	
3610	DISTURBANCES-JUVENILE	30	1		
3620	DISTURBANCES-OTHER (FIGHTS,DISPUTES,ETC)	126			
3630	LOUD MUSIC DISTURBANCE	13			
3640	ANIMAL COMPLAINTS-BARKING DOGS(FOUNDED)	2			
3700	WARRANTS-UMPD-SERVICE	1			
3710	WARRANTS-OUTSIDE AGENCY-SERVICE	1			
3800	SERVICE CALL-MISCELLANEOUS	104			
3810	SERVICE CALL-ALARMS-UNFOUNDED-EXCPT FIRE	61			
3840	FIRES (INCLUDING ALARMS-FOUNDED/UNFOUND)	7			
3870	MEDICAL EMERGENCY	139	1		
3900	TRAFFIC & PARKING PROBLEMS	107			
4002	NON-CRIMINAL-ACCIDENT-HOME(NON-TRAFFIC)	1			

Calls for Service - by UCR Code

Incidents Reported Between 08/01/2019 and 08/31/2019

All Municipalities



Code	Description	Primary Count	Secondary UCR Count		
			Code 2	Code 3	Code 4
4014	NON-CRIMINAL-INVESTIGATE OPEN DOOR,ETC.	4			
4026	NON-CRIMINAL-WIRES AND POLES DOWN	2			
4027	911 HANGUPS-UNFOUNDED	20			
4028	NON-CRIMINAL-OTHER INVESTIGATIONS	81			
4029	GUNSHOTS	2			
4090	NON-CRIMINAL - REPORTS	1			
5008	LOST & FOUND - LOST ARTICLES	1			
5016	LOST & FOUND - MISSING ADULT MALES	1			
5100	JUVENILE	35			
5105	INFORMATION	6			
5502	ANIMAL COMPLAINTS - BARKING DOGS(UNF)	2			
5504	ANIMAL COMPLAINTS - DOG BITES	2			
5506	ANIMAL COMPLAINTS - STRAY ANIMALS	34			
5510	ANIMAL COMPLAINTS - OTHER	18			
5590	ANIMAL COMPLAINTS - REPORTS	2			
6001	TRAFFIC ACCIDENT-HIT AND RUN-INJURY	1			
6004	TRAFFIC ACC. INVOLVING PROPERTY DAMAGE	1			
6005	TRAFFIC ACCIDENT- HIT AND RUN	13			
6006	TRAFFIC ACCIDENT INVOLVING INJURY	5			
6008	ACCIDENT INVOLVING NONINJURY	44	1		
6010	TRAFFIC ACCIDENT - OTHER ACC. INVEST.	2			
6350	TRAFFIC ENFORCEMENT-PATROL	1			
6602	TRAFFIC RELATED -IMPOUNDED,ABANDON M.V.	34			
6605	TRAFFIC RELATED-UNFOUND ACCIDENT	4			
6608	TRAFFIC RELATED - ESCORTS	2			
6610	TRAFFIC RELATED - MOTORIST AID	13			
6613	TRAFFIC RELATED-SEIZED REG OR LICENSE	1			
7002	BUILDING CHECKS - OFFICER INITIATED	210			
7003	BUILDING CHECK BUSINESS	80			
7004	BUILDING CHECKS - VACATION,VACANT HOME	5			
7005	LIBRARY CHECK	2			
7008	PUBLIC SERVICES - MEDICAL ASSISTANCE	1			
7010	PUBLIC SERVICES-NOTIFICATIONS(POL.INFO.)	2			
7012	PUBLIC SERVICES - BANK ESCORTS, ETC.	6			
7014	PUBLIC SERVICE - OTHERS (OFFICER ASSIST)	1			
7502	ASSIST OTHER AGENCIES - FIRE DEPT.	32			
7504	ASSIST OTHER AGENCIES - OTHER POLICE	61	1		
7506	ASSISTING OTHER AGENCIES - ALL OTHERS	7			
7508	ASSIST POTTSTOWN POLICE	12			
7510	LIVE SCAN	9			
8010	WARRANTS - LOCAL - CRIMINAL	1			
8012	WARRANTS - LOCAL - TRAFFIC/CONTEMPT	2			
8110	WARRANTS - MONTGOMERY COUNTY BENCH	14			
8114	WARRANTS - OTHER AUTHORITY-OTHER WARRANT	15			
8504	DEPARTMENTAL SERVICES - JAIL DUTY	54			
8518	DEPARTMENTAL SERVICES - RECORD CHECKS	2			
9000	ADMINISTRATIVE TASKS	1			
9100	CARD STRUCK WHEN NOT NEEDED	51			

September 27, 2019

Calls for Service - by UCR Code

Incidents Reported Between 08/01/2019 and 08/31/2019

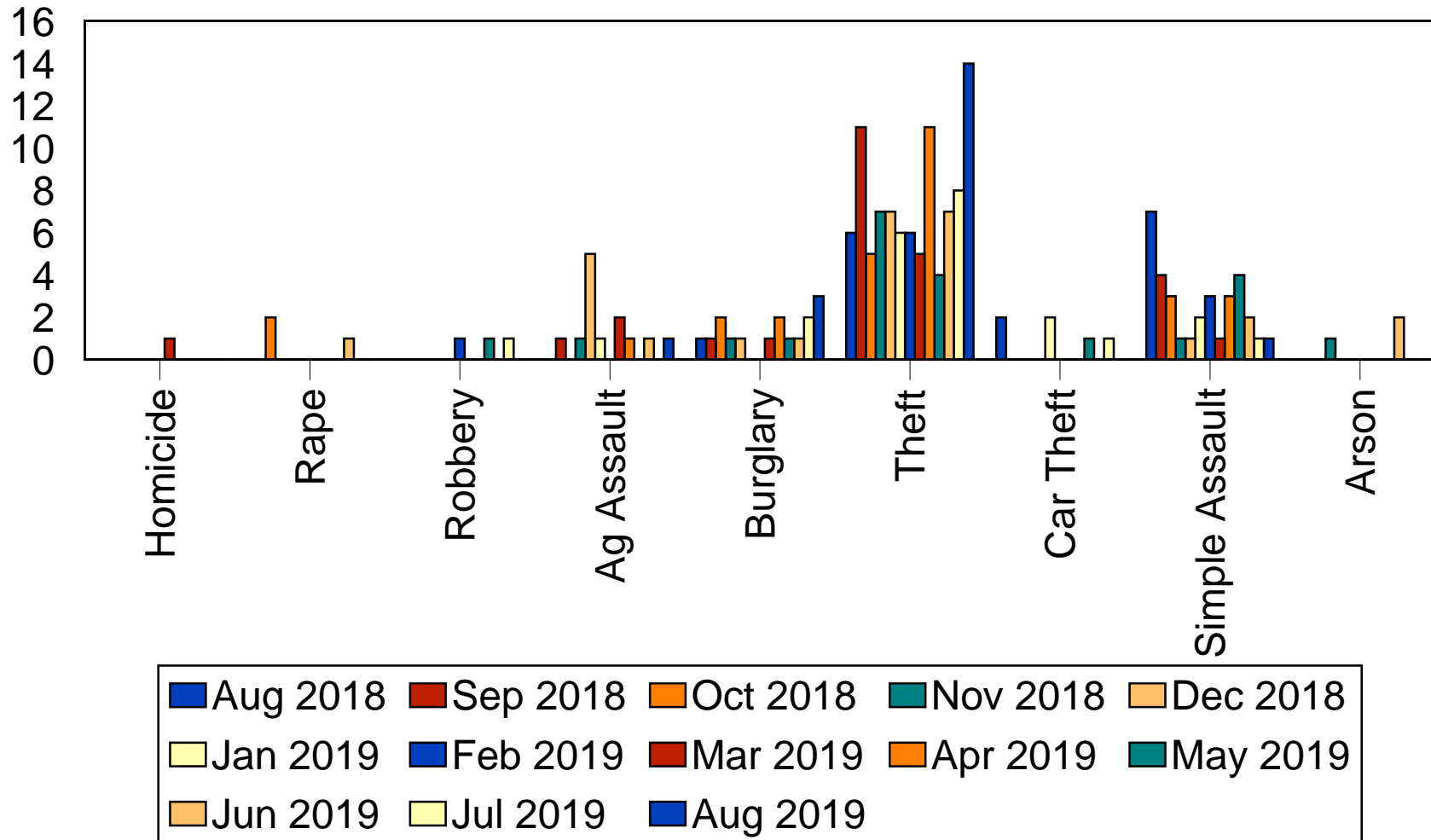
All Municipalities



Code	Description	Primary Count	Secondary UCR Count		
			Code 2	Code 3	Code 4
CITT	TRAFFIC CITATION	199			
Total Calls		2,464			

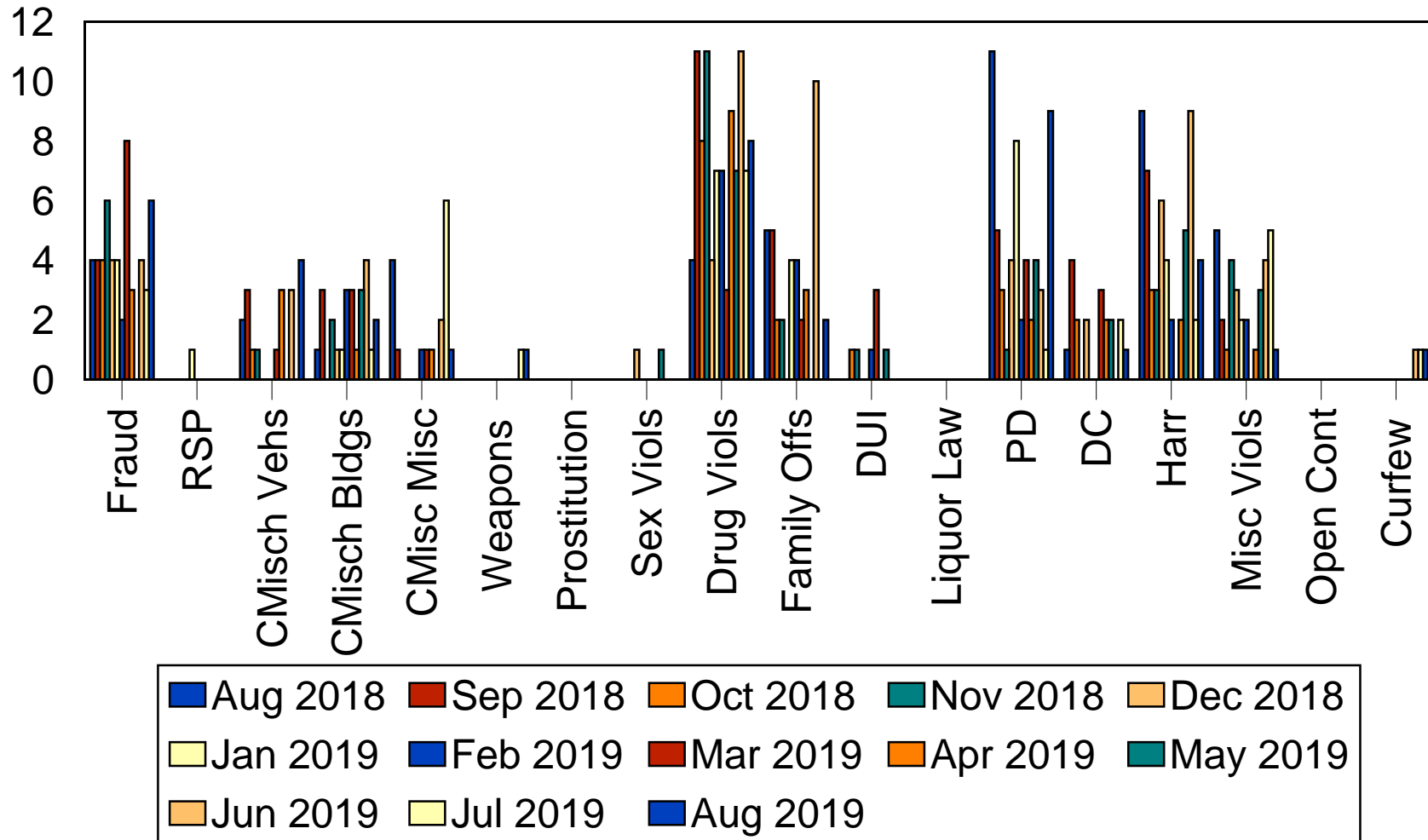
Ward 2

Part 1 Crimes - 12 Month Comparison



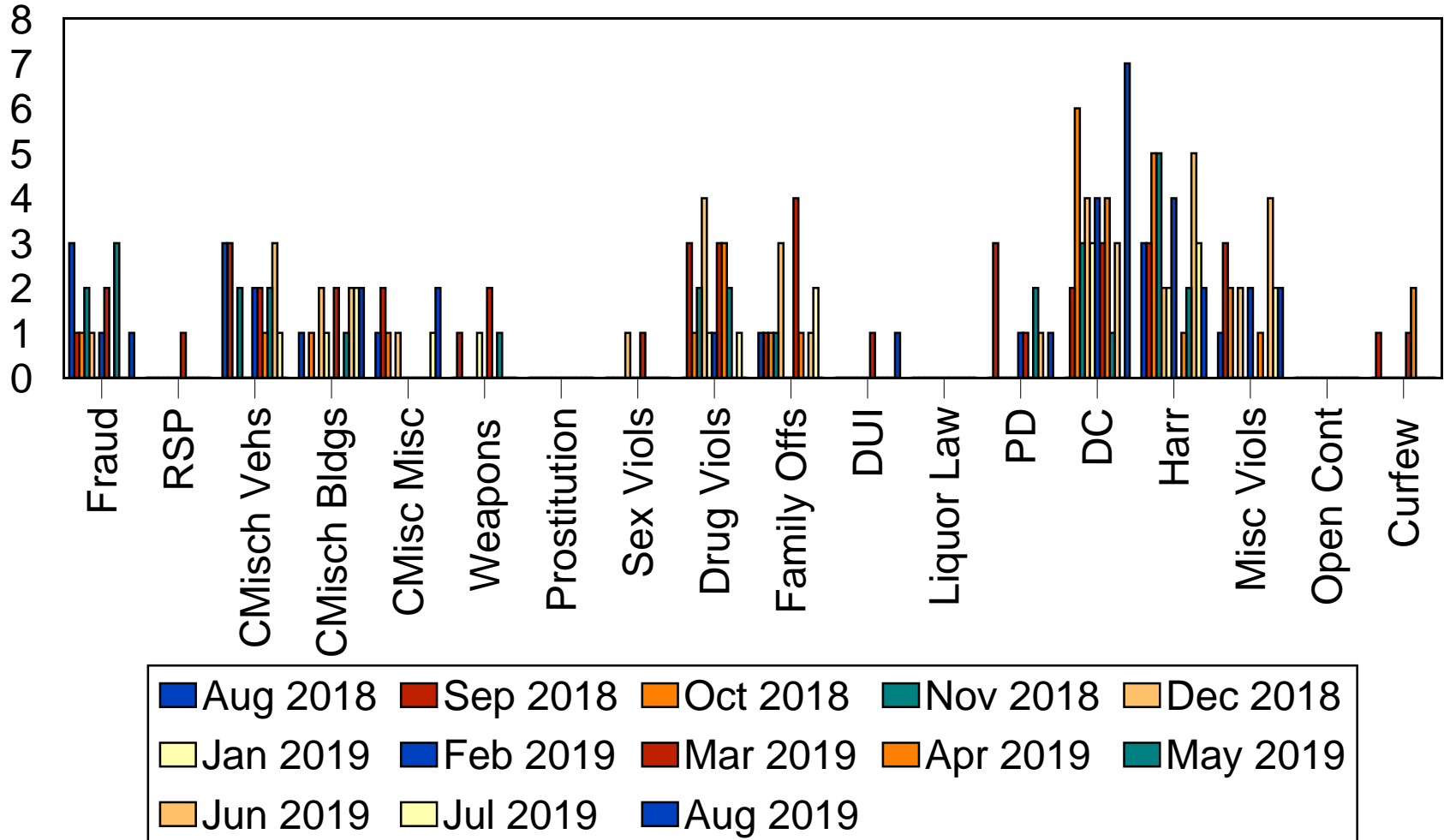
Ward 2

Part 2 Crimes - 12 Month Comparison



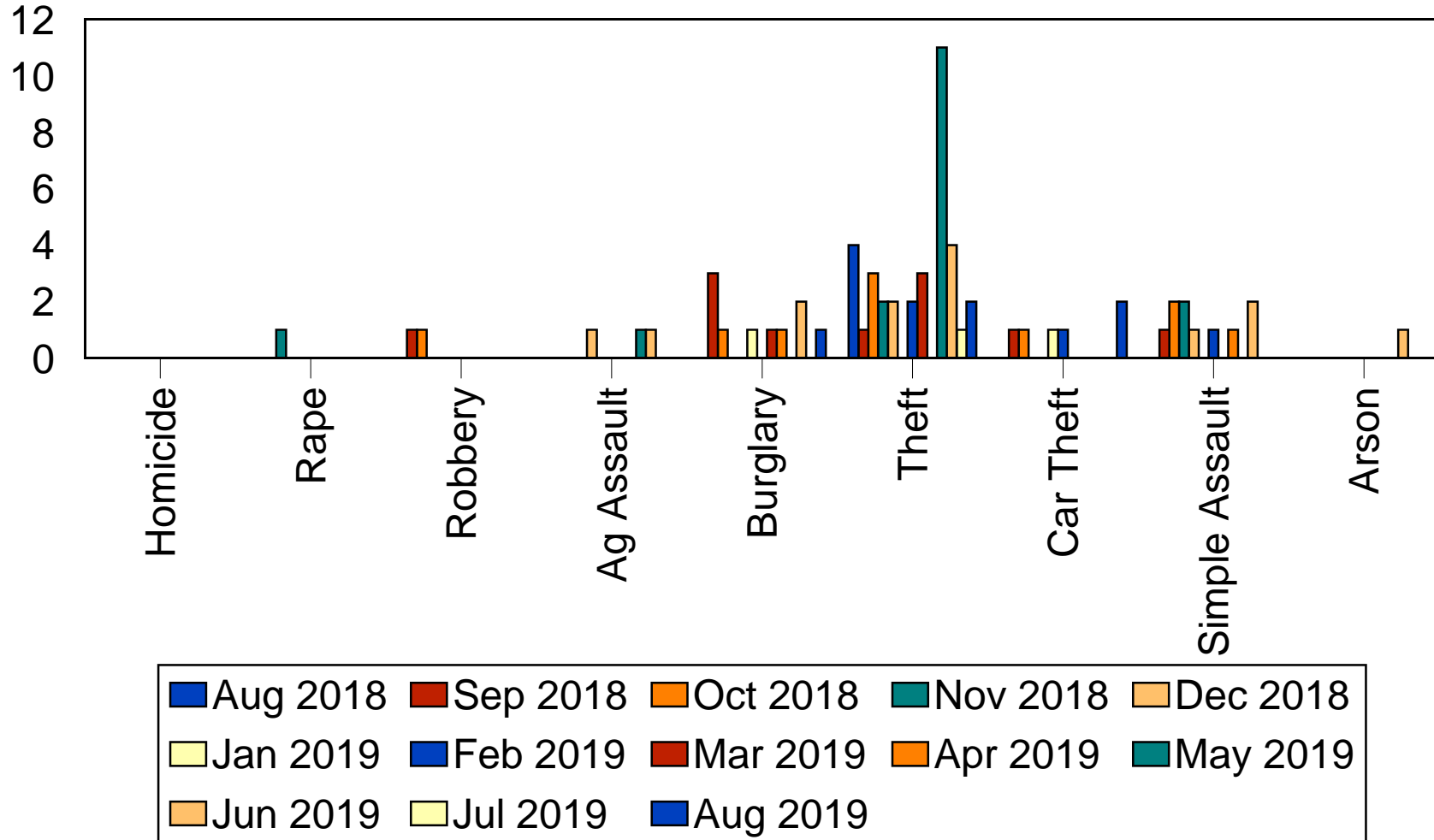
Ward 5

Part 2 Crimes - 12 Month Comparison



Ward 7

Part 1 Crimes - 12 Month Comparison



Borough of Pottstown

Part 2 Crimes - 12 Month Comparison

