

**POTTSTOWN POLICE DEPARTMENT
MEMORANDUM**

DATE: March 20, 2019
TO: BOROUGH COUNCIL
FROM: Chuck Bleile
Department Administrative Manager
REF: Monthly Report for February 2019

During February 2019 the Pottstown Police Department answered 1,671 calls for service. Of these calls 1,670 occurred in the Borough.

During the month we averaged 59.68 calls per day or 29.84 calls per 12 hour shift. For the year we have answered 3,495 calls. The daily average for the year is 59.24 calls per day or 29.62 calls per 12 hour shift.

During February 2018 we answered 1,684 calls. We answered 13 fewer calls this month than last February. This is a decrease of 0.77% from last year. For the year we have answered 246 fewer calls than this time in 2018. This is an decrease of 6.58%.

Cc Borough Manager
Assistant Borough Manager
Mayor
Capt
Chief
All Personnel

MONTHLY REPORT TO COUNCIL
POLICE ACTIVITY BY WARD

FEB 2019

TYPE OF CALL ANSWERED		WARD						BORO	
CODE	ACTIVITY	1	2	3	4	5	6	7	TOTAL
0100	MURDER -MANSLAUGHTER	0	0	0	0	0	0	0	0
0200	FORCIBLE RAPE	1	0	0	0	1	0	0	2
0300	ROBBERY	0	1	0	0	0	0	0	1
0400	AGGRAVATED ASSAULT	1	0	2	0	3	1	0	7
0500	BURGLARY	0	0	4	1	1	1	0	7
0600	THEFT	1	6	9	1	4	2	2	25
0700	MOTOR VEHICLE THEFT	0	0	3	1	0	0	1	5
0450	ASSAULTS OTHER	4	3	1	0	2	1	1	12
0900	ARSON	0	0	0	0	0	0	0	0
1100	FRAUD	5	2	6	3	1	0	0	17
1300	REC STOLEN PROPERTY	0	0	0	0	0	0	0	0
1410	CRIMINAL MISCHIEF VEHICLES	5	0	0	3	2	2	1	13
1420	CRIMINAL MISCHIEF BUILDINGS	1	3	2	2	0	0	2	10
1440	CRIMINAL MISCHIEF ALL OTHERS	1	1	1	0	0	0	0	3
1500	WEAPONS VIOLATIONS	1	0	1	0	0	0	0	2
1600	PROSTITUTION	0	0	0	0	0	0	0	0
1700	SEX OFFENSES	0	0	0	0	0	0	0	0
1800	NARCOTICS VIOLATIONS	10	7	10	8	1	1	0	37
2000	OFFENSES AGAINST FAMILY	5	4	6	3	0	0	1	19
2100	DUI	1	1	2	0	0	1	1	6
2200	LIQUOR LAW VIOLATIONS	0	0	0	0	0	0	0	0
2300	PUBLIC DRUNKENESS	2	2	4	3	1	5	0	17
2400	DISORDERLY CONDUCT	4	0	1	1	4	2	0	12
2450	HARASSMENT	7	2	5	3	4	5	2	28
2600	ALL OTHER VIOLATIONS	2	2	1	0	2	2	1	10
2691	OPEN CONTAINER VIOLATIONS	1	0	0	0	0	0	0	1
2800	CURFEW VIOLATIONS	0	0	0	0	0	0	0	0
2900	RUNAWAYS	0	0	4	0	1	0	0	5
3600	DOMESTIC DISTURBANCES	15	13	21	4	9	10	3	75
3610	OTHER DISTURBANCES	35	22	22	7	7	17	8	118
3810	FALSE ALARMS	3	7	16	0	6	7	5	44
3900	TRAFFIC AND PARKING PROBLEMS	15	18	26	7	12	7	4	89
6001	HIT AND RUN INJURY	0	0	0	0	0	0	0	0
6002	DEATH	0	0	0	0	0	0	0	0
6004	PROPERTY DAMAGE	3	1	1	2	0	2	1	10
6005	HIT AND RUN	1	2	4	0	0	3	1	11
6006	INJURY	0	1	4	2	0	1	0	8
6007	PEDESTRIAN	0	0	1	0	0	0	0	1
6008	NONINJURY	6	1	13	1	1	2	4	28
6010	OTHERS	0	0	0	0	0	0	0	0
6602	ABANDONED VEHICLES	5	1	6	2	2	3	1	20
8000	WARRANTS SERVED	5	10	7	1	1	4	0	28
MISC	ALL OTHER CALLS	179	295	200	77	70	118	60	999
		319	405	383	132	135	197	99	1670
	TOTAL 2018	303	453	351	157	125	201	83	1673
	INCREASE OR DECREASE FROM 2018	16	-48	32	-25	10	-4	16	-3
	PERCENT INCREASE OR DECREASE	5%	-11%	9%	-16%	8%	-2%	19%	-0%
	TRAFFIC CITATIONS								
	SPEEDING	0	8	15	0	0	3	0	26
	ALL OTHER MOVING VIOLATIONS	61	56	49	3	7	34	6	216

Calls for Service - by UCR Code

Incidents Reported Between 02/01/2019 and 02/28/2019

All Municipalities



Code	Description	Primary Count	Secondary UCR Count		
			Code 2	Code 3	Code 4
0200	RAPE	1			
0293	FORCIBLE FONDLING	1			
0310	ROBBERY-FIREARM	1			
0410	ASSAULT - FIREARM	1			
0440	ASSAULT - ATROCIOUS- HANDS,FISTS,FEET	6			
0450	OTHER ASSAULTS - NOT AGGRAVATED	12	1		
0513	BURGLARY-FORCED ENTRY-RESIDNTL-TIME UNKN	1			
0516	BURGLARY-FORCED ENTRY-NON-RESID-TIME UNK	3			
0524	UNLAWFUL ENTRY-NO FORCE-NONRES.-NIGHT	1			
0526	UNLAWFUL ENTRY-NO FORCE-NONRES.-UNKNOWN	1			
0534	ATTEMPTED FORCIBLE ENTRY-NONRES.-NIGHT	1			
0614	THEFT-\$200 & OVER-FROM AUTO (EXCPT 0615)	4			
0616	THEFT-\$200 & OVER-BICYCLES	0	1		
0617	THEFT-\$200 & OVER-FROM BUILDINGS	8			
0619	THEFT-\$200 & OVER-ALL OTHER	2			
0623	THEFT-\$50 TO \$200-RETAIL THEFT	1			
0624	THEFT-\$50 TO \$200-FROM AUTO (EXCPT 0625)	1			
0625	THEFT-\$50-\$200-AUTO PARTS & ACCESSORIES	1			
0627	THEFT-\$50 TO \$200-FROM BUILDINGS	1			
0629	THEFT-\$50 TO \$200-ALL OTHER	1	1		
0633	THEFT-UNDER \$50-RETAIL THEFT	4			
0634	THEFT-UNDER \$50-FROM AUTO (EXCEPT 0635)	1			
0635	THEFT-UNDER \$50-AUTO PARTS & ACCESSORIES	1			
0639	THEFT-UNDER \$50-ALL OTHER	0	1		
0710	MOTOR VEHICLE THEFT-AUTO	1	1		
0711	M.V. THEFT-AUTOS-STREET-COMMERCIAL AREA	2			
0712	M.V. THEFT - STREET - RESIDENTIAL AREA	1			
0713	M.V. THEFT - AUTOS - DRIVEWAY	1			
1100	FRAUD	7			
1110	FRAUD - BAD CHECKS	2			
1120	FRAUD - CREDIT CARDS	5			
1130	FRAUD - ALL OTHER (FLIM FLAM, CONFIDENCE	3			
1410	CRIMINAL MISCHIEF TO AUTOMOBILES	13	5		
1420	CRIMINAL MISCHIEF TO PRIVATE BUILDINGS	10	3	1	
1440	CRIMINAL MISCHIEF - ALL OTHER	3	1		
1450	ALL OTHER VANDALISM(GRAFFITI)	0	1		
1500	WEAPONS-CARRYING,POSSESSING,ETC.	1	1	6	
1511	WEAPONS - USE - FIREARMS	1			
1811	NARCOTICS-SALE-MORPHINE,HEROIN,COCAINE	17			
1812	NARCOTICS-SALE-MARIJUANA, HASHISH, ETC.	1			
1831	NARCOTICS-POSSESSION-MORP,HEROIN,COCAIN	8	1		
1832	NARCOTICS-POSSESSION-MARIJUANA,ETC.	5			
1833	NARCOTICS-POSSESSION-SYNTHETIC NARCOTIC	3			6
1834	NARCOTICS-POSSESSION-OTHER DANGEROUS	3			
2000	OFFENSES AGAINST FAMILY & CHILDREN	0		1	
2001	CHILD LINE REPORTS	19	2		
2110	DRIVING UNDER THE INFLUENCE-LIQUOR/DRUGS	3			
2111	DRIVING UNDER THE INFLUENCE - ALCOHOL	3			

Calls for Service - by UCR Code

Incidents Reported Between 02/01/2019 and 02/28/2019

All Municipalities



Code	Description	Primary Count	Secondary UCR Count		
			Code 2	Code 3	Code 4
2300	PUBLIC DRUNKENNESS	17			
2400	DISORDERLY CONDUCT	8	1		
2410	HARASSMENT BY COMMUNICATION	12		1	
2420	DISORDERLY CONDUCT-PUBLIC PLACES	1			
2430	DISORDERLY CONDUCT - DRUGS	3	1		
2440	DISORDERLY CONDUCT-DISTURBING THE PEACE	0	1		
2450	HARASSMENT	16	1	1	
2600	ALL OTHER CRIMES CODE VIOLATIONS	2	1	2	
2616	ALL OTHERS - CONTEMPT OF COURT (NON M.V)	2			
2639	ALL OTHERS - ILLEGAL DUMPING	1			
2640	ALL OTHER ORDINANCE VIOLATIONS	1			
2648	ALL OTHERS-PORNOGRAPHY-POSSESS & SALE	0	1		
2656	ALL OTHER - THREATS (KILL,BOMB,PHONE,ETC	1			
2660	ALL OTHER OFFENSES - TRESPASSING	3	1	1	
2691	OPEN CONTAINER ORDINANCE	1			
2900	LOST/MISSING PERSONS	1			
2910	LOST/MISSING PROPERTY	2			
2990	RUNAWAYS - (JUVENILE) - REPORTS	5			
3000	FOUND/RECOVERED PROPERTY	26	1		
3310	ATTEMPTED SUICIDES	3			
3320	DOA	5			
3321	DOA - OVERDOSE	1			
3330	NALOXONE USE/OVERDOSE	4			
3400	MENTAL HEALTH	29	3		
3500	SUSPICIOUS PERSONS,AUTOS,CIRCUMSTANCES	162			
3600	DISTURBANCES-DOMESTIC	75	48	5	3
3610	DISTURBANCES-JUVENILE	9			
3620	DISTURBANCES-OTHER (FIGHTS,DISPUTES,ETC)	92	1		
3630	LOUD MUSIC DISTURBANCE	14			
3640	ANIMAL COMPLAINTS-BARKING DOGS(FOUNDED)	3			
3800	SERVICE CALL-MISCELLANEOUS	88			
3810	SERVICE CALL-ALARMS-UNFOUNDED-EXCPT FIRE	44			
3840	FIRES (INCLUDING ALARMS-FOUNDED/UNFOUND)	9			
3870	MEDICAL EMERGENCY	111	1	1	
3900	TRAFFIC & PARKING PROBLEMS	89	1		
4008	NON-CRIMINAL-ELECTRIC LIGHT OUTAGES	1			
4010	NON-CRIMINAL-FIRES	3			
4014	NON-CRIMINAL-INVESTIGATE OPEN DOOR,ETC.	5			
4024	NON-CRIMINAL - WATER LEAKS,MAINS, ETC.	1			
4026	NON-CRIMINAL-WIRES AND POLES DOWN	4			
4027	911 HANGUPS-UNFOUNDED	14			
4028	NON-CRIMINAL-OTHER INVESTIGATIONS	60			
4029	GUNSHOTS	3			
5100	JUVENILE	28			
5502	ANIMAL COMPLAINTS - BARKING DOGS(UNF)	4			
5506	ANIMAL COMPLAINTS - STRAY ANIMALS	23			
5510	ANIMAL COMPLAINTS - OTHER	15			
5590	ANIMAL COMPLAINTS - REPORTS	3			

Calls for Service - by UCR Code

Incidents Reported Between 02/01/2019 and 02/28/2019

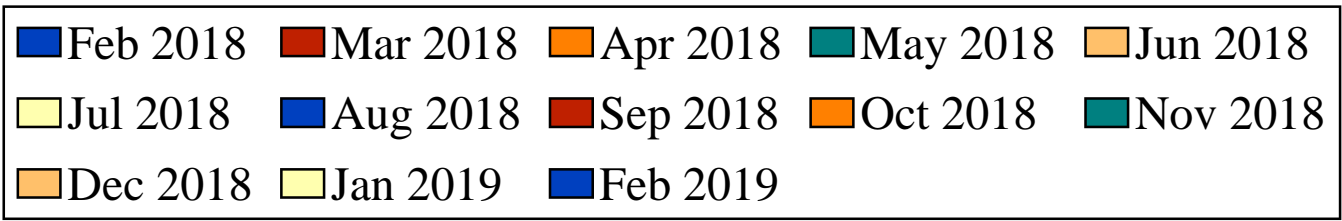
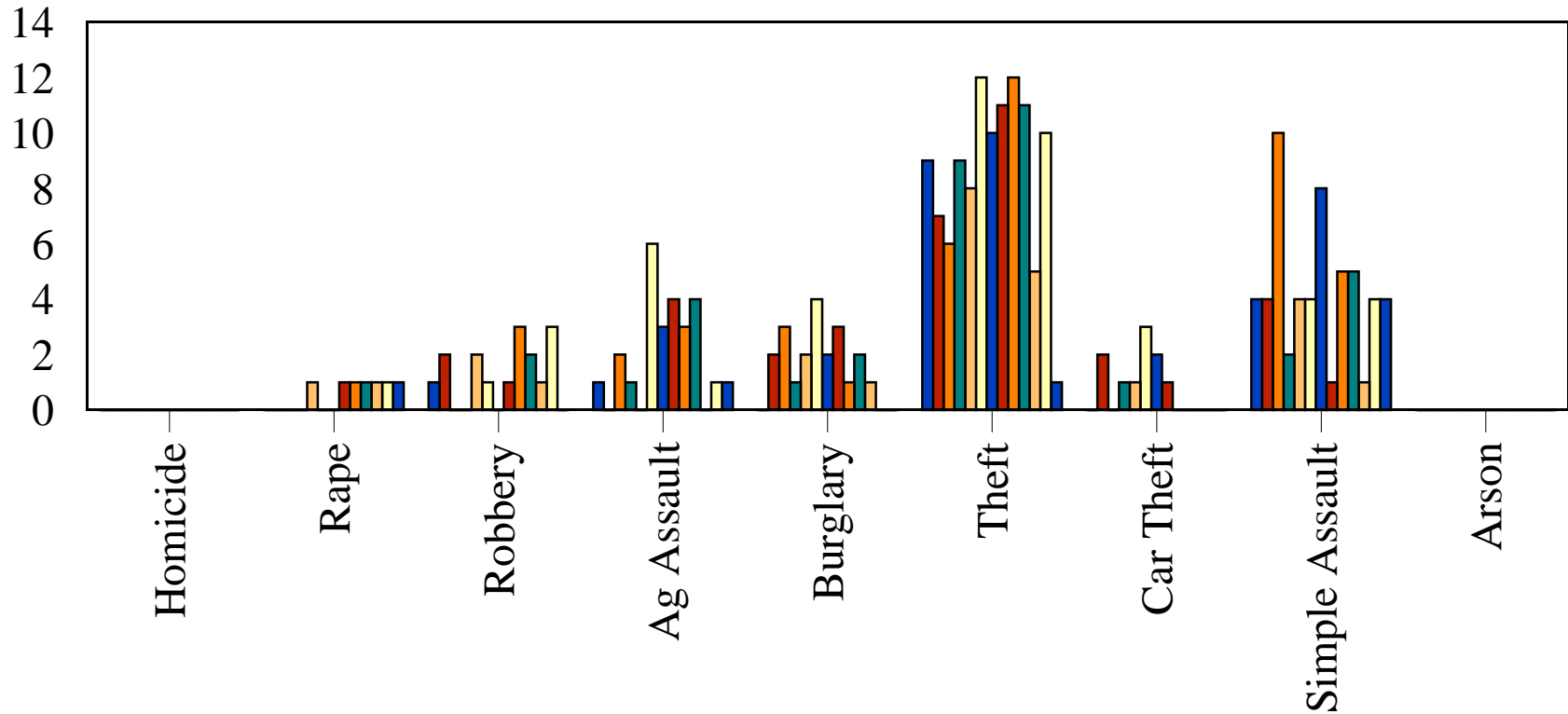
All Municipalities



Code	Description	Primary Count	Secondary UCR Count		
			Code 2	Code 3	Code 4
6004	TRAFFIC ACC. INVOLVING PROPERTY DAMAGE	10			
6005	TRAFFIC ACCIDENT- HIT AND RUN	11			
6006	TRAFFIC ACCIDENT INVOLVING INJURY	8			
6007	TRAFFIC ACCIDENT-PEDESTRIAN	1			
6008	ACCIDENT INVOLVING NONINJURY	28			
6010	TRAFFIC ACCIDENT - OTHER ACC. INVEST.	1			
6350	TRAFFIC ENFORCEMENT-PATROL	3			
6602	TRAFFIC RELATED -IMPOUNDED,ABANDON M.V.	20			
6605	TRAFFIC RELATED-UNFOUND ACCIDENT	2			
6608	TRAFFIC RELATED - ESCORTS	1			
6610	TRAFFIC RELATED - MOTORIST AID	5			
6613	TRAFFIC RELATED-SEIZED REG OR LICENSE	2			
7002	BUILDING CHECKS - OFFICER INITIATED	98			
7003	BUILDING CHECK BUSINESS	64			
7006	PUBLIC SERVICES - LOCK OUT	4			
7012	PUBLIC SERVICES - BANK ESCORTS, ETC.	1			
7502	ASSIST OTHER AGENCIES - FIRE DEPT.	44			
7504	ASSIST OTHER AGENCIES - OTHER POLICE	63	1		
7506	ASSISTING OTHER AGENCIES - ALL OTHERS	9			
7508	ASSIST POTTSTOWN POLICE	7			
7510	LIVE SCAN	7			
8010	WARRANTS - LOCAL - CRIMINAL	1			
8110	WARRANTS - MONTGOMERY COUNTY BENCH	14			
8114	WARRANTS - OTHER AUTHORITY-OTHER WARRANT	13			
8504	DEPARTMENTAL SERVICES - JAIL DUTY	49			
8506	DEPT. SERVICES - LICENSES & PERMITS	1			
8518	DEPARTMENTAL SERVICES - RECORD CHECKS	3			
9100	CARD STRUCK WHEN NOT NEEDED	30			
CITN	NON-TRAFFIC CITATION	1			
CITT	TRAFFIC CITATION	252			
Total Calls		1,923			

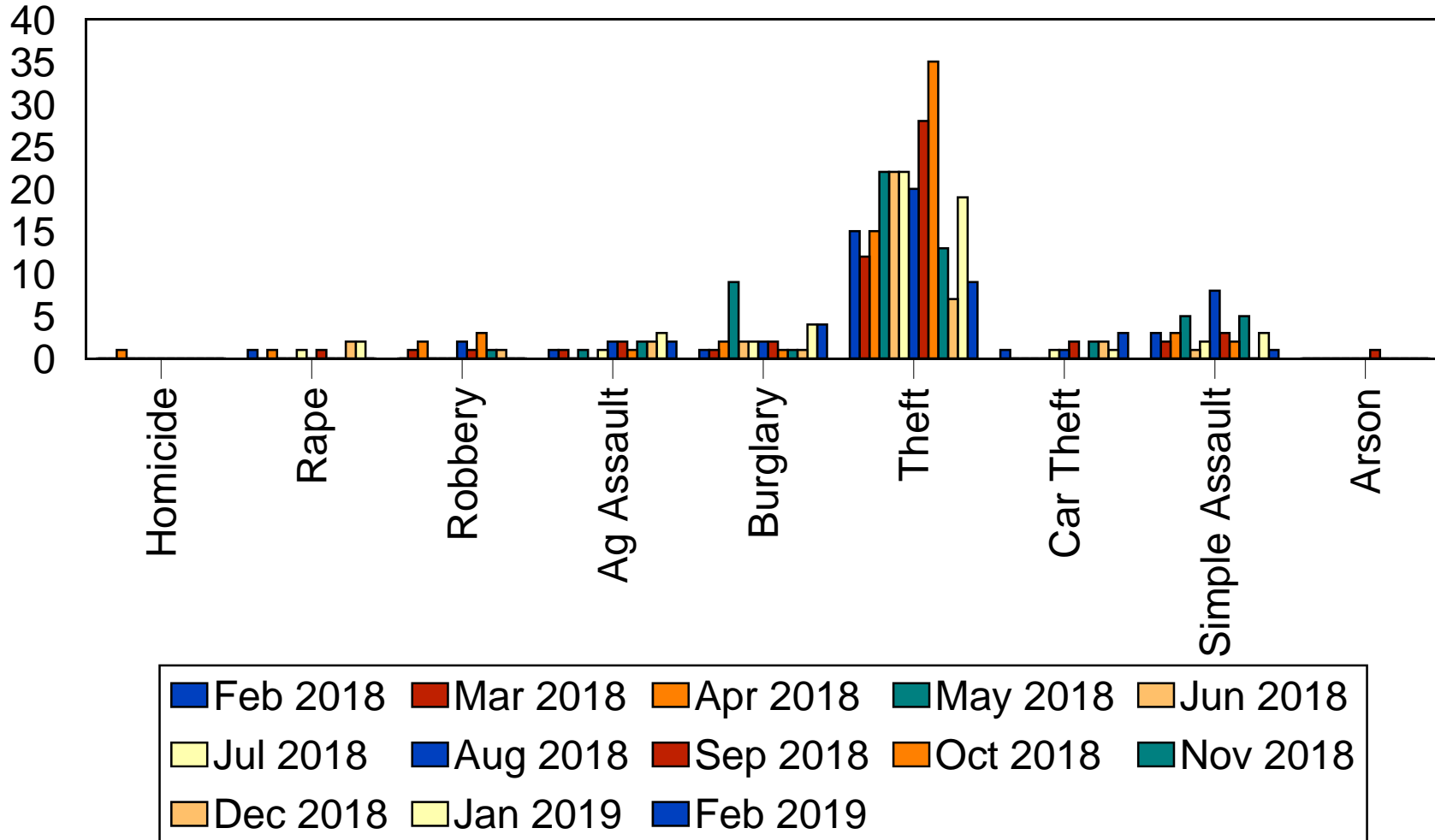
Ward 1

Part 1 Crimes - 12 Month Comparison



Ward 3

Part 1 Crimes - 12 Month Comparison



Ward 6

Part 2 Crimes - 12 Month Comparison

