

**POTTSTOWN POLICE DEPARTMENT  
MEMORANDUM**

DATE: February 21, 2019  
TO: BOROUGH COUNCIL  
FROM: Chuck Bleile  
Department Administrative Manager  
REF: Monthly Report for January 2019

During January 2019 the Pottstown Police Department answered 1,824 calls for service. Of these calls 1,815 occurred in the Borough.

During the month we averaged 58.83 calls per day or 29.42 calls per 12 hour shift. For the year we have answered 1,824 calls. The daily average for the year is 58.83 calls per day or 29.42 calls per 12 hour shift.

During January 2018 we answered 2,057 calls. We answered 233 fewer calls this month than last January. This is a decrease of 11.33% from last year. For the year we have answered 233 fewer calls than this time in 2018. This is an decrease of 11.33%.

Cc Borough Manager  
Assistant Borough Manager  
Mayor  
Capt  
Chief  
All Personnel

MONTHLY REPORT TO COUNCIL  
POLICE ACTIVITY BY WARD

JAN 2019

TYPE OF CALL ANSWERED		WARD						BORO	
CODE	ACTIVITY	1	2	3	4	5	6	7	TOTAL
0100	MURDER -MANSLAUGHTER	0	0	0	0	1	0	0	1
0200	FORCIBLE RAPE	1	0	2	0	1	0	0	4
0300	ROBBERY	3	0	0	0	1	0	0	4
0400	AGGRAVATED ASSAULT	1	1	3	0	0	2	0	7
0500	BURGLARY	0	0	4	2	1	0	1	8
0600	THEFT	10	6	19	2	1	4	0	42
0700	MOTOR VEHICLE THEFT	0	2	1	0	0	3	1	7
0450	ASSAULTS OTHER	4	2	3	1	1	3	0	14
0900	ARSON	0	0	0	0	0	0	0	0
1100	FRAUD	4	4	5	5	0	4	0	22
1300	REC STOLEN PROPERTY	0	1	0	0	0	0	0	1
1410	CRIMINAL MISCHIEF VEHICLES	1	0	6	1	0	3	0	11
1420	CRIMINAL MISCHIEF BUILDINGS	1	1	2	0	1	2	1	8
1440	CRIMINAL MISCHIEF ALL OTHERS	0	0	1	2	0	0	0	3
1500	WEAPONS VIOLATIONS	0	0	0	0	1	0	0	1
1600	PROSTITUTION	0	0	0	0	0	0	0	0
1700	SEX OFFENSES	0	0	1	0	0	0	1	2
1800	NARCOTICS VIOLATIONS	9	7	17	2	1	3	3	42
2000	OFFENSES AGAINST FAMILY	0	4	1	3	0	0	0	8
2100	DUI	0	0	2	1	0	0	1	4
2200	LIQUOR LAW VIOLATIONS	0	0	0	0	0	0	0	0
2300	PUBLIC DRUNKENESS	1	8	1	0	0	1	0	11
2400	DISORDERLY CONDUCT	4	0	2	1	3	2	2	14
2450	HARASSMENT	7	4	9	3	2	2	1	28
2600	ALL OTHER VIOLATIONS	1	2	2	0	0	1	0	6
2691	OPEN CONTAINER VIOLATIONS	0	0	0	0	0	0	0	0
2800	CURFEW VIOLATIONS	0	0	0	0	0	0	0	0
2900	RUNAWAYS	2	2	0	0	2	2	0	8
3600	DOMESTIC DISTURBANCES	17	10	19	17	8	13	8	92
3610	OTHER DISTURBANCES	30	19	36	21	7	17	4	134
3810	FALSE ALARMS	5	4	22	6	6	10	7	60
3900	TRAFFIC AND PARKING PROBLEMS	14	24	25	12	7	8	7	97
6001	HIT AND RUN INJURY	1	0	0	0	0	0	0	1
6002	DEATH	0	0	0	0	0	0	0	0
6004	PROPERTY DAMAGE	1	0	4	2	1	1	2	11
6005	HIT AND RUN	2	4	5	0	2	2	1	16
6006	INJURY	1	0	4	0	0	1	1	7
6007	PEDESTRIAN	0	0	0	0	0	0	0	0
6008	NONINJURY	2	1	13	3	3	5	3	30
6010	OTHERS	0	0	0	0	0	0	0	0
6602	ABANDONED VEHICLES	11	6	2	6	2	5	11	43
8000	WARRANTS SERVED	10	3	11	2	0	4	1	31
MISC	ALL OTHER CALLS	151	313	218	91	77	122	65	1037
		294	428	440	183	129	220	121	1815
	TOTAL 2018	407	528	470	159	158	221	108	2051
	INCREASE OR DECREASE FROM 2018	-113	-100	-30	24	-29	-1	13	-236
	PERCENT INCREASE OR DECREASE	-28%	-19%	-6%	15%	-18%	-0%	12%	-12%
<b>TRAFFIC CITATIONS</b>									
	SPEEDING	0	1	1	0	0	4	0	6
	ALL OTHER MOVING VIOLATIONS	64	31	21	5	6	22	15	164

# Calls for Service - by UCR Code

Incidents Reported Between 01/01/2019 and 01/31/2019

All Municipalities



Code	Description	Primary Count	Secondary UCR Count		
			Code 2	Code 3	Code 4
0112	MURDER-KNIFE OR CUTTING INSTRUMENT	1			
0200	RAPE	2	1		
0292	SEXUAL ASSAULT WITH AN OBJECT	1			
0293	FORCIBLE FONDLING	1			
0316	ARMED - FIREARM - RESIDENCE	1			
0321	ARMED - KNIFE - HIGHWAY	1			
0326	ARMED - KNIFE- RESIDENCE	1			
0341	STRONG ARM - HIGHWAY	1			
0410	ASSAULT - FIREARM	1			
0420	ASSAULT - KNIFE OR CUTTING INST	2			
0440	ASSAULT - ATROCIOUS- HANDS,FISTS,FEET	4	1		
0450	OTHER ASSAULTS - NOT AGGRAVATED	14			
0511	BURGLARY-FORCED ENTRY-RESIDENCE-NIGHT	1	1		
0512	BURGLARY-FORCED ENTRY-RESIDENCE-DAY	1			
0513	BURGLARY-FORCED ENTRY-RESIDNTL-TIME UNKN	2			
0516	BURGLARY-FORCED ENTRY-NON-RESID-TIME UNK	2			
0522	UNLAWFUL ENTRY-NO FORCE-RESIDENCE-DAY	1			
0523	UNLAWFUL ENTRY-NO FORCE-RESIDENCE-UNK.	1			
0613	THEFT-\$200 & OVER-RETAIL THEFT	1			
0614	THEFT-\$200 & OVER-FROM AUTO (EXCPT 0615)	1	1		
0616	THEFT-\$200 & OVER-BICYCLES	1			
0617	THEFT-\$200 & OVER-FROM BUILDINGS	7	1		
0619	THEFT-\$200 & OVER-ALL OTHER	3			
0623	THEFT-\$50 TO \$200-RETAIL THEFT	8			
0627	THEFT-\$50 TO \$200-FROM BUILDINGS	7			
0629	THEFT-\$50 TO \$200-ALL OTHER	2			
0633	THEFT-UNDER \$50-RETAIL THEFT	3			
0634	THEFT-UNDER \$50-FROM AUTO (EXCEPT 0635)	2			
0635	THEFT-UNDER \$50-AUTO PARTS & ACCESSORIES	1			
0637	THEFT - UNDER \$50 - FROM BUILDINGS	4			
0639	THEFT-UNDER \$50-ALL OTHER	1			
0643	THEFT-ATTEMPTED-RETAIL THEFT	1			
0710	MOTOR VEHICLE THEFT-AUTO	1			
0713	M.V. THEFT - AUTOS - DRIVEWAY	1			
0716	M.V.THEFT-AUTOS - ALL OTHER PARKING LOTS	2			
0730	MOTOR VEHICLE THEFT-ALL OTHER	1			
0732	M.V.THEFT-OTHER VEHICLES-ST.-RESIDENTIAL	1			
0750	MOTOR VEHICLE THEFT-ATTEMPTED-TRUCK	1			
1010	FORGERY	1			
1100	FRAUD	12		1	
1120	FRAUD - CREDIT CARDS	6	3		
1130	FRAUD - ALL OTHER (FLIM FLAM, CONFIDENCE	3			
1300	STOLEN PROPERTY-RECEIVING,POSSESSING,ETC	1			
1410	CRIMINAL MISCHIEF TO AUTOMOBILES	11		1	
1420	CRIMINAL MISCHIEF TO PRIVATE BUILDINGS	7	1		
1430	CRIMINAL MISCHIEF - PUBLIC BUILDINGS	1			
1440	CRIMINAL MISCHIEF - ALL OTHER	3	1		
1500	WEAPONS-CARRYING,POSSESSING,ETC.	1	1	1	

**Calls for Service - by UCR Code**

Incidents Reported Between 01/01/2019 and 01/31/2019

All Municipalities



Code	Description	Primary Count	Secondary UCR Count		
			Code 2	Code 3	Code 4
1700	SEX OFFENSES (EXCEPT RAPE & PROSTITUTION)	1			
1792	STATUTORY RAPE	1			
1811	NARCOTICS-SALE-MORPHINE,HEROIN,COCAINE	14			
1812	NARCOTICS-SALE-MARIJUANA, HASHISH, ETC.	1			
1813	DRUGS-SALE/MFG-SYNTHETIC NARCOTICS	2			
1831	NARCOTICS-POSSESSION-MORP,HEROIN,COCAIN	7	2		1
1832	NARCOTICS-POSSESSION-MARIJUANA,ETC.	5	1		
1833	NARCOTICS-POSSESSION-SYNTHETIC NARCOTIC	9	1		
1834	NARCOTICS-POSSESSION-OTHER DANGEROUS	4	1		
2000	OFFENSES AGAINST FAMILY & CHILDREN	3	4		
2001	CHILD LINE REPORTS	5	1		
2110	DRIVING UNDER THE INFLUENCE-LIQUOR/DRUGS	2	1		
2111	DRIVING UNDER THE INFLUENCE - ALCOHOL	1			
2112	DRIVE UNDER INFLUENCE-ALCOHOL-IMPAIRED	1			
2300	PUBLIC DRUNKENNESS	11	1		
2400	DISORDERLY CONDUCT	7			
2410	HARASSMENT BY COMMUNICATION	10			
2420	DISORDERLY CONDUCT-PUBLIC PLACES	1			
2430	DISORDERLY CONDUCT - DRUGS	4			
2440	DISORDERLY CONDUCT-DISTURBING THE PEACE	1			
2450	HARASSMENT	18			
2460	DISORDERLY CONDUCT-OBSCENE LANGUAGE	1			
2600	ALL OTHER CRIMES CODE VIOLATIONS	2	5	4	
2616	ALL OTHERS - CONTEMPT OF COURT (NON M.V)	2			
2639	ALL OTHERS - ILLEGAL DUMPING	1			
2656	ALL OTHER - THREATS (KILL,BOMB,PHONE,ETC	1			
2660	ALL OTHER OFFENSES - TRESPASSING	0	1	1	
2812	CURFEW LAW (JUVENILE) - FEMALE	0	1		
2910	LOST/MISSING PROPERTY	2			
2990	RUNAWAYS - (JUVENILE) - REPORTS	8			
3000	FOUND/RECOVERED PROPERTY	17			
3320	DOA	5			
3321	DOA - OVERDOSE	1			
3330	NALOXONE USE/OVERDOSE	4			
3400	MENTAL HEALTH	23	1		
3500	SUSPICIOUS PERSONS,AUTOS,CIRCUMSTANCES	175			
3600	DISTURBANCES-DOMESTIC	92	41	5	3
3610	DISTURBANCES-JUVENILE	5			
3620	DISTURBANCES-OTHER (FIGHTS,DISPUTES,ETC)	110			
3630	LOUD MUSIC DISTURBANCE	13			
3640	ANIMAL COMPLAINTS-BARKING DOGS(FOUNDED)	6			
3800	SERVICE CALL-MISCELLANEOUS	77			
3810	SERVICE CALL-ALARMS-UNFOUNDED-EXCPT FIRE	60			
3840	FIRES (INCLUDING ALARMS-FOUNDED/UNFOUND)	12			
3870	MEDICAL EMERGENCY	127	2		
3890	SERVICE CALL - PROTECT MONEY	1			
3900	TRAFFIC & PARKING PROBLEMS	97			
4010	NON-CRIMINAL-FIRES	1			

# Calls for Service - by UCR Code

Incidents Reported Between 01/01/2019 and 01/31/2019

All Municipalities



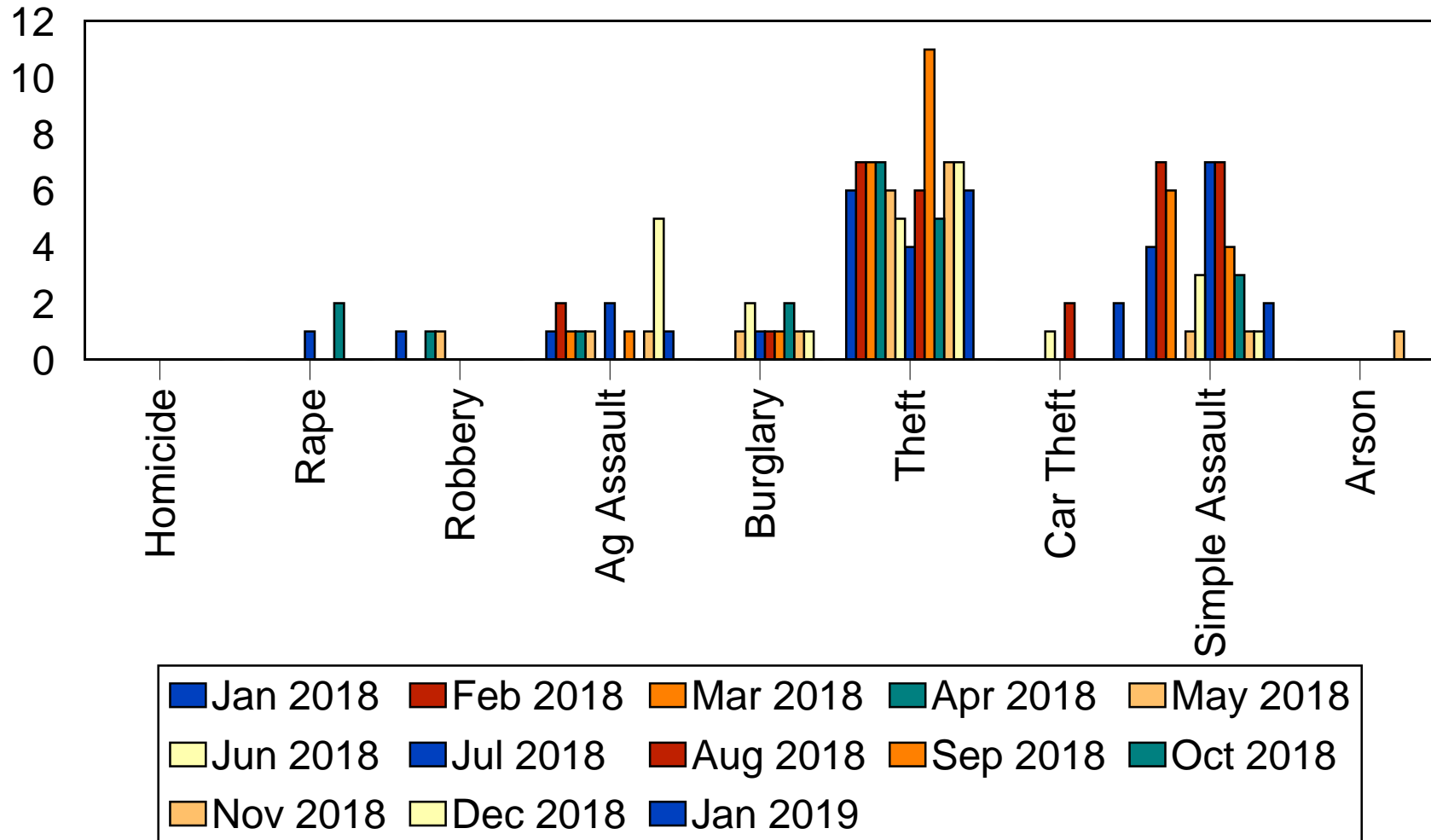
Code	Description	Primary Count	Secondary UCR Count		
			Code 2	Code 3	Code 4
4014	NON-CRIMINAL-INVESTIGATE OPEN DOOR,ETC.	6			
4026	NON-CRIMINAL-WIRES AND POLES DOWN	5			
4027	911 HANGUPS-UNFOUNDED	17			
4028	NON-CRIMINAL-OTHER INVESTIGATIONS	74			
4029	GUNSHOTS	3			
5016	LOST & FOUND - MISSING ADULT MALES	2			
5100	JUVENILE	21			
5105	INFORMATION	3			
5502	ANIMAL COMPLAINTS - BARKING DOGS(UNF)	2			
5504	ANIMAL COMPLAINTS - DOG BITES	1			
5506	ANIMAL COMPLAINTS - STRAY ANIMALS	18			
5510	ANIMAL COMPLAINTS - OTHER	14			
5590	ANIMAL COMPLAINTS - REPORTS	2			
6001	TRAFFIC ACCIDENT-HIT AND RUN-INJURY	1			
6004	TRAFFIC ACC. INVOLVING PROPERTY DAMAGE	11			
6005	TRAFFIC ACCIDENT- HIT AND RUN	16			
6006	TRAFFIC ACCIDENT INVOLVING INJURY	7			
6008	ACCIDENT INVOLVING NONINJURY	30			
6602	TRAFFIC RELATED -IMPOUNDED,ABANDON M.V.	43			
6605	TRAFFIC RELATED-UNFOUND ACCIDENT	5			
6610	TRAFFIC RELATED - MOTORIST AID	6			
6613	TRAFFIC RELATED-SEIZED REG OR LICENSE	3			
7002	BUILDING CHECKS - OFFICER INITIATED	112			
7003	BUILDING CHECK BUSINESS	63			
7006	PUBLIC SERVICES - LOCK OUT	3			
7012	PUBLIC SERVICES - BANK ESCORTS, ETC.	4			
7502	ASSIST OTHER AGENCIES - FIRE DEPT.	28			
7504	ASSIST OTHER AGENCIES - OTHER POLICE	72			
7506	ASSISTING OTHER AGENCIES - ALL OTHERS	9			
7508	ASSIST POTTSTOWN POLICE	19			
7510	LIVE SCAN	7			
8010	WARRANTS - LOCAL - CRIMINAL	0	3		
8012	WARRANTS - LOCAL - TRAFFIC/CONTEMPT	1			
8110	WARRANTS - MONTGOMERY COUNTY BENCH	13	3		
8114	WARRANTS - OTHER AUTHORITY-OTHER WARRANT	17			1
8504	DEPARTMENTAL SERVICES - JAIL DUTY	48			
8518	DEPARTMENTAL SERVICES - RECORD CHECKS	7			
9010	ADMINISTRATION - IN-SERVICE TRAINING	1			
9100	CARD STRUCK WHEN NOT NEEDED	46			
CITT	TRAFFIC CITATION	142			
	<b>Total Calls</b>	<b>1,966</b>			





# Ward 2

## Part 1 Crimes - 12 Month Comparison





















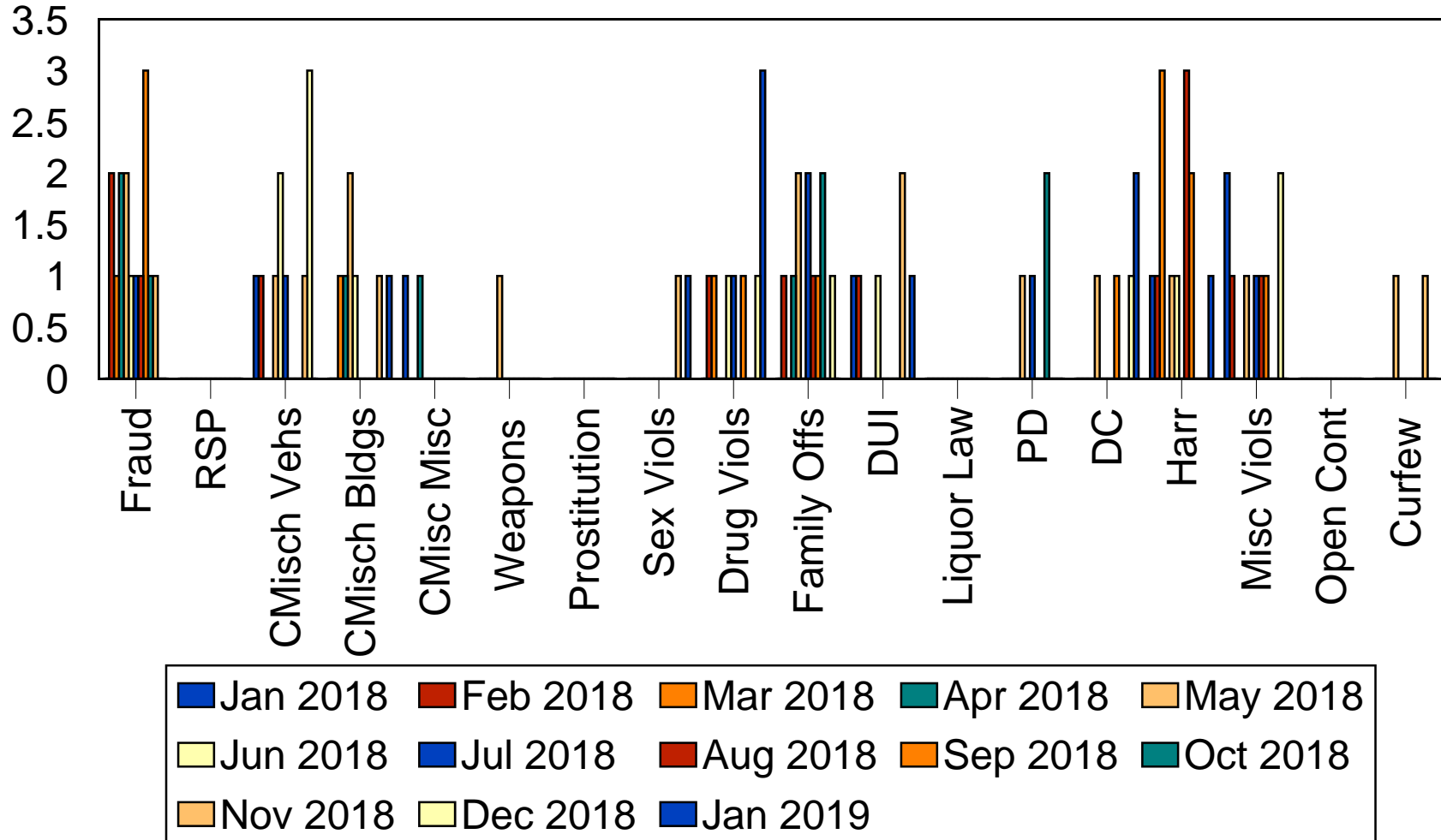






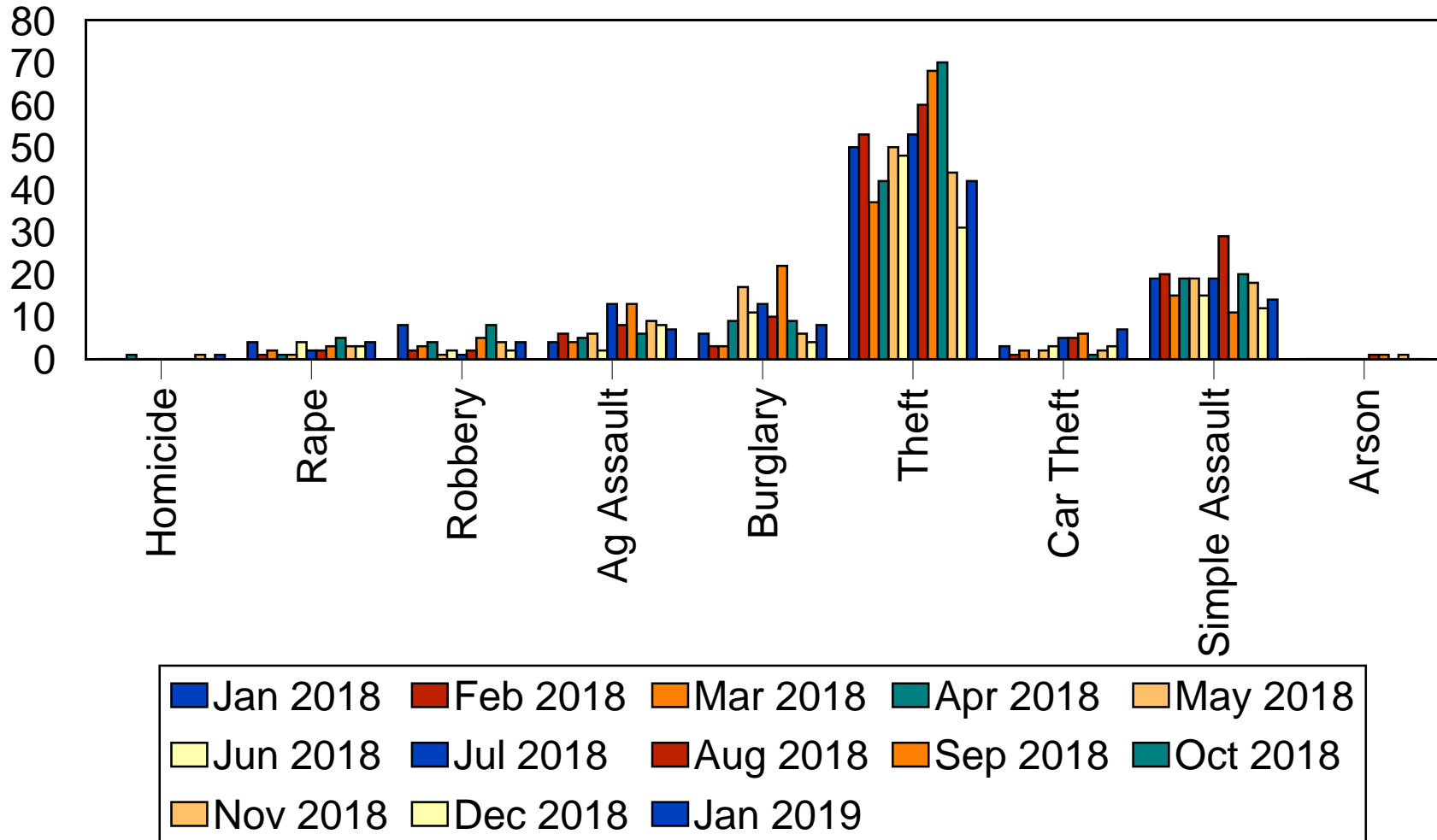
# Ward 7

## Part 2 Crimes - 12 Month Comparison



# Borough of Pottstown

## Part 1 Crimes - 12 Month Comparison



# Borough of Pottstown

## Part 2 Crimes - 12 Month Comparison

