

**POTTSTOWN POLICE DEPARTMENT  
MEMORANDUM**

DATE: September 21, 2018

TO: BOROUGH COUNCIL

FROM: Chuck Bleile  
Department Administrative Manager

REF: Monthly Report for August 2018

During August 2018 the Pottstown Police Department answered 2,096 calls for service. Of these calls 2,080 occurred in the Borough.

During the month we averaged 67.61 calls per day or 33.81 calls per 12 hour shift. For the year we have answered 15,882 calls. The daily average for the year is 65.36 calls per day or 32.68 calls per 12 hour shift.

During August 2017 we answered 2,124 calls. We answered 28 fewer calls this month than last August. This is a decrease of 1.32% from last year. For the year we have answered 669 fewer calls than this time in 2017. This is an decrease of 4.04%.

Cc Borough Manager  
Assistant Borough Manager  
Mayor  
Capt  
Chief  
All Personnel

MONTHLY REPORT TO COUNCIL  
POLICE ACTIVITY BY WARD

AUG 2018

TYPE OF CALL ANSWERED		WARD							BORO
CODE	ACTIVITY	1	2	3	4	5	6	7	TOTAL
0100	MURDER -MANSLAUGHTER	0	0	0	0	0	0	0	0
0200	FORCIBLE RAPE	0	0	0	1	0	1	0	2
0300	ROBBERY	0	0	2	0	0	0	0	2
0400	AGGRAVATED ASSAULT	3	0	2	1	0	2	0	8
0500	BURGLARY	2	1	2	4	1	0	0	10
0600	THEFT	10	6	20	6	4	10	4	60
0700	MOTOR VEHICLE THEFT	2	2	1	0	0	0	0	5
0450	ASSAULTS OTHER	8	7	8	2	1	3	0	29
0900	ARSON	0	0	0	0	1	0	0	1
1100	FRAUD	4	4	8	3	3	1	1	24
1300	REC STOLEN PROPERTY	0	0	0	0	0	0	0	0
1410	CRIMINAL MISCHIEF VEHICLES	5	2	6	6	3	0	0	22
1420	CRIMINAL MISCHIEF BUILDINGS	1	1	2	0	1	0	0	5
1440	CRIMINAL MISCHIEF ALL OTHERS	1	4	1	0	1	0	0	7
1500	WEAPONS VIOLATIONS	1	0	0	1	0	0	0	2
1600	PROSTITUTION	0	0	0	0	0	0	0	0
1700	SEX OFFENSES	0	0	0	0	0	1	0	1
1800	NARCOTICS VIOLATIONS	7	4	4	5	0	4	0	24
2000	OFFENSES AGAINST FAMILY	4	5	2	2	1	1	1	16
2100	DUI	1	0	1	0	0	1	0	3
2200	LIQUOR LAW VIOLATIONS	0	0	0	0	0	0	0	0
2300	PUBLIC DRUNKENESS	3	11	5	2	0	2	0	23
2400	DISORDERLY CONDUCT	0	1	2	1	0	1	0	5
2450	HARASSMENT	9	9	3	2	3	1	3	30
2600	ALL OTHER VIOLATIONS	5	5	4	4	1	2	1	22
2691	OPEN CONTAINER VIOLATIONS	1	0	0	0	0	0	0	1
2800	CURFEW VIOLATIONS	0	0	1	0	0	0	0	1
2900	RUNAWAYS	0	0	3	0	0	0	0	3
3600	DOMESTIC DISTURBANCES	26	24	27	9	10	4	2	102
3610	OTHER DISTURBANCES	44	27	48	17	9	23	5	173
3810	FALSE ALARMS	6	8	27	4	6	10	8	69
3900	TRAFFIC AND PARKING PROBLEMS	21	24	39	16	9	19	4	132
6001	HIT AND RUN INJURY	0	0	0	0	0	0	0	0
6002	DEATH	0	0	0	0	0	0	0	0
6004	PROPERTY DAMAGE	0	0	0	1	0	1	0	2
6005	HIT AND RUN	5	1	3	1	2	3	0	15
6006	INJURY	0	0	6	0	0	0	1	7
6007	PEDESTRIAN	1	0	0	1	0	0	1	3
6008	NONINJURY	6	10	10	4	1	5	1	37
6010	OTHERS	0	0	0	0	0	0	0	0
6602	ABANDONED VEHICLES	10	8	5	3	7	6	0	39
8000	WARRANTS SERVED	7	4	4	0	2	11	2	30
MISC	ALL OTHER CALLS	222	336	298	97	47	127	38	1165
		415	504	544	193	113	239	72	2080
	TOTAL 2017	425	590	489	180	119	221	95	2119
	INCREASE OR DECREASE FROM 2016	-10	-86	55	13	-6	18	-23	-39
	PERCENT INCREASE OR DECREASE	-2%	-15%	11%	7%	-5%	8%	-24%	-2%
	<b>TRAFFIC CITATIONS</b>								
	SPEEDING	0	1	13	0	0	1	0	15
	ALL OTHER MOVING VIOLATIONS	56	40	55	1	4	18	10	184

**Calls for Service - by UCR Code**

Incidents Reported Between 08/01/2018 and 08/31/2018

All Municipalities



Code	Description	Primary Count	Secondary UCR Count		
			Code 2	Code 3	Code 4
0210	FORCIBLE RAPE	1			
0293	FORCIBLE FONDLING	1			
0316	ARMED - FIREARM - RESIDENCE	1			
0341	STRONG ARM - HIGHWAY	1			
0420	ASSAULT - KNIFE OR CUTTING INST	2			
0430	ASSAULT-OTHER DANGEROUS WEAPON	2			
0440	ASSAULT - ATROCIOUS- HANDS,FISTS,FEET	4			
0450	OTHER ASSAULTS - NOT AGGRAVATED	29	3		
0511	BURGLARY-FORCED ENTRY-RESIDENCE-NIGHT	1			
0512	BURGLARY-FORCED ENTRY-RESIDENCE-DAY	1	1		
0513	BURGLARY-FORCED ENTRY-RESIDNTL-TIME UNKN	3			
0514	BURGLARY-FORCE ENTRY-NON-RESID-NIGHT	3			
0521	UNLAWFUL ENTRY-NO FORCE-RESIDENCE-NIGHT	1	1		
0522	UNLAWFUL ENTRY-NO FORCE-RESIDENCE-DAY	1			
0525	UNLAWFUL ENTRY-NO FORCE-NONRES-DAY	0	1		
0613	THEFT-\$200 & OVER-RETAIL THEFT	4			
0614	THEFT-\$200 & OVER-FROM AUTO (EXCPT 0615)	7			
0616	THEFT-\$200 & OVER-BICYCLES	1			
0617	THEFT-\$200 & OVER-FROM BUILDINGS	9		1	
0619	THEFT-\$200 & OVER-ALL OTHER	4	1		
0623	THEFT-\$50 TO \$200-RETAIL THEFT	5			
0624	THEFT-\$50 TO \$200-FROM AUTO (EXCPT 0625)	6			
0626	THEFT-\$50 TO \$200-BICYCLES	4			
0627	THEFT-\$50 TO \$200-FROM BUILDINGS	3			
0629	THEFT-\$50 TO \$200-ALL OTHER	2			
0633	THEFT-UNDER \$50-RETAIL THEFT	1			
0634	THEFT-UNDER \$50-FROM AUTO (EXCEPT 0635)	6			
0637	THEFT - UNDER \$50 - FROM BUILDINGS	2			
0639	THEFT-UNDER \$50-ALL OTHER	4			
0643	THEFT-ATTEMPTED-RETAIL THEFT	1			
0644	THEFT-ATTEMPTED-FROM AUTO (EXCEPT 0645)	1			
0710	MOTOR VEHICLE THEFT-AUTO	3	1		
0712	M.V. THEFT - STREET - RESIDENTIAL AREA	1			
0716	M.V.THEFT-AUTOS - ALL OTHER PARKING LOTS	1			
0921	ARSON-INCENDIARY DEVICE-RESIDENCE(HOUSE)	1			
1020	COUNTERFEITING	4			
1100	FRAUD	7	3		
1120	FRAUD - CREDIT CARDS	9	4		
1130	FRAUD - ALL OTHER (FLIM FLAM, CONFIDENCE	4			
1410	CRIMINAL MISCHIEF TO AUTOMOBILES	22		1	
1420	CRIMINAL MISCHIEF TO PRIVATE BUILDINGS	5			
1440	CRIMINAL MISCHIEF - ALL OTHER	6	1		
1450	ALL OTHER VANDALISM(GRAFFITI)	1			
1500	WEAPONS-CARRYING,POSSESSING,ETC.	1	1		
1531	WEAPONS - POSSESSION - FIREARMS	1	1		
1720	SEX OFFENSES - INDECENT EXPOSURE	1	1		
1811	NARCOTICS-SALE-MORPHINE,HEROIN,COCAINE	0	1	1	
1822	NARCOTICS-MANUFACTURE-MARIJUANA,ETC.	0	1		

**Calls for Service - by UCR Code**

Incidents Reported Between 08/01/2018 and 08/31/2018

All Municipalities



Code	Description	Primary Count	Secondary UCR Count		
			Code 2	Code 3	Code 4
1831	NARCOTICS-POSSESSION-MORP,HEROIN,COCAIN	13	2		
1832	NARCOTICS-POSSESSION-MARIJUANA,ETC.	5	3	1	
1833	NARCOTICS-POSSESSION-SYNTHETIC NARCOTIC	1	2		
1834	NARCOTICS-POSSESSION-OTHER DANGEROUS	5	1	1	
2000	OFFENSES AGAINST FAMILY & CHILDREN	2	2	1	
2001	CHILD LINE REPORTS	13		2	
2020	OFFENSES AGAINST FAMILY-CHILD ABUSE	1			
2111	DRIVING UNDER THE INFLUENCE - ALCOHOL	3			
2300	PUBLIC DRUNKENNESS	23	1		
2400	DISORDERLY CONDUCT	5	1		
2410	HARASSMENT BY COMMUNICATION	11			
2450	HARASSMENT	19	2		
2600	ALL OTHER CRIMES CODE VIOLATIONS	3	3		
2610	ALL OTHERS - BLACKMAIL & EXTORION	1			
2616	ALL OTHERS - CONTEMPT OF COURT (NON M.V)	7			
2639	ALL OTHERS - ILLEGAL DUMPING	1			
2640	ALL OTHER ORDINANCE VIOLATIONS	2			
2650	ALL OTHERS - PUBLIC NUISANCE	1			
2656	ALL OTHER - THREATS (KILL,BOMB,PHONE,ETC	2			
2660	ALL OTHER OFFENSES - TRESPASSING	5	3		1
2691	OPEN CONTAINER ORDINANCE	1			
2811	CURFEW LAW (JUVENILE) - MALE	1		1	
2910	LOST/MISSING PROPERTY	2			
2990	RUNAWAYS - (JUVENILE) - REPORTS	3			
3000	FOUND/RECOVERED PROPERTY	36			
3310	ATTEMPTED SUICIDES	1			
3320	DOA	2			
3321	DOA - OVERDOSE	1			
3330	NALOXONE USE/OVERDOSE	6	3		
3400	MENTAL HEALTH	25	1		
3500	SUSPICIOUS PERSONS,AUTOS,CIRCUMSTANCES	265			
3600	DISTURBANCES-DOMESTIC	102	60	5	4
3610	DISTURBANCES-JUVENILE	9			
3620	DISTURBANCES-OTHER (FIGHTS,DISPUTES,ETC)	157			
3630	LOUD MUSIC DISTURBANCE	5			
3640	ANIMAL COMPLAINTS-BARKING DOGS(FOUNDED)	2			
3800	SERVICE CALL-MISCELLANEOUS	84			
3810	SERVICE CALL-ALARMS-UNFOUNDED-EXCPT FIRE	69			
3840	FIRES (INCLUDING ALARMS-FOUNDED/UNFOUND)	6			
3870	MEDICAL EMERGENCY	143	6		
3900	TRAFFIC & PARKING PROBLEMS	132			
4014	NON-CRIMINAL-INVESTIGATE OPEN DOOR,ETC.	5			
4018	NON-CRIMINAL-ST. LIGHT OUT, ST. REPAIRS.	1			
4020	NON-CRIMINAL - SUSPICIOUS AUTO	4			
4026	NON-CRIMINAL-WIRES AND POLES DOWN	1			
4027	911 HANGUPS-UNFOUNDED	28			
4028	NON-CRIMINAL-OTHER INVESTIGATIONS	74			
4029	GUNSHOTS	1			

# Calls for Service - by UCR Code

Incidents Reported Between 08/01/2018 and 08/31/2018

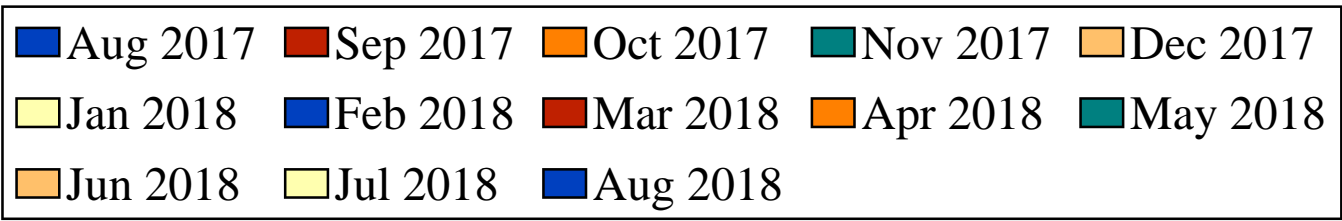
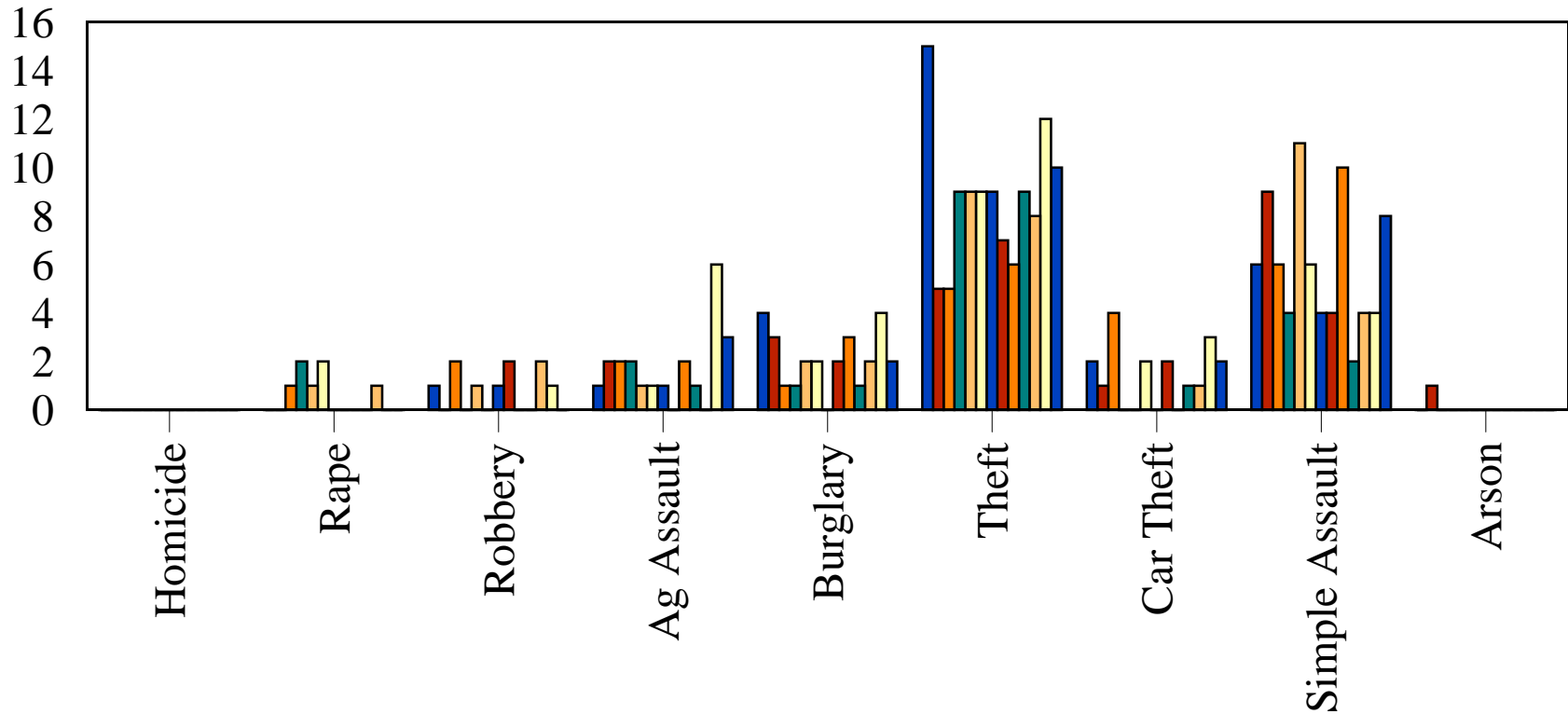
All Municipalities



Code	Description	Primary Count	Secondary UCR Count		
			Code 2	Code 3	Code 4
5002	LOST & FOUND - FOUND ANIMAL	1			
5008	LOST & FOUND - LOST ARTICLES	1			
5010	LOST & FOUND - MISSING JUVENILE FEMALE	1			
5014	LOST & FOUND - MISSING ADULT FEMALES	2			
5016	LOST & FOUND - MISSING ADULT MALES	1			
5100	JUVENILE	46			
5105	INFORMATION	3			
5502	ANIMAL COMPLAINTS - BARKING DOGS(UNF)	6			
5504	ANIMAL COMPLAINTS - DOG BITES	6			
5506	ANIMAL COMPLAINTS - STRAY ANIMALS	25			
5508	ANIMAL COMPLAINTS - OTHER ANIMAL BITES	1			
5510	ANIMAL COMPLAINTS - OTHER	32			
5590	ANIMAL COMPLAINTS - REPORTS	4			
6004	TRAFFIC ACC. INVOLVING PROPERTY DAMAGE	2			
6005	TRAFFIC ACCIDENT- HIT AND RUN	15			
6006	TRAFFIC ACCIDENT INVOLVING INJURY	7			
6007	TRAFFIC ACCIDENT-PEDESTRIAN	3			
6008	ACCIDENT INVOLVING NONINJURY	37			
6314	TRAFFIC ENFORCEMENT-PURSUIT	1			
6350	TRAFFIC ENFORCEMENT-PATROL	5			
6602	TRAFFIC RELATED -IMPOUNDED,ABANDON M.V.	39			
6605	TRAFFIC RELATED-UNFOUND ACCIDENT	4			
6610	TRAFFIC RELATED - MOTORIST AID	5			
6613	TRAFFIC RELATED-SEIZED REG OR LICENSE	1	1		
7002	BUILDING CHECKS - OFFICER INITIATED	101			
7003	BUILDING CHECK BUSINESS	26			
7006	PUBLIC SERVICES - LOCK OUT	1			
7012	PUBLIC SERVICES - BANK ESCORTS, ETC.	9			
7502	ASSIST OTHER AGENCIES - FIRE DEPT.	42			
7504	ASSIST OTHER AGENCIES - OTHER POLICE	50			
7506	ASSISTING OTHER AGENCIES - ALL OTHERS	11			
7508	ASSIST POTTSTOWN POLICE	15			
7510	LIVE SCAN	5			
8010	WARRANTS - LOCAL - CRIMINAL	0	1		
8014	WARRANTS - LOCAL - OTHER WARRANTS	1			
8110	WARRANTS - MONTGOMERY COUNTY BENCH	15			
8114	WARRANTS - OTHER AUTHORITY-OTHER WARRANT	14			
8504	DEPARTMENTAL SERVICES - JAIL DUTY	53			
8525	DEPARTMENTAL SERVICES - LAB RUNS	1			
9000	ADMINISTRATIVE TASKS	1			
9002	ADMINISTRATIVE DUTIES	1			
9100	CARD STRUCK WHEN NOT NEEDED	35			
CITT	TRAFFIC CITATION	220			
	<b>Total Calls</b>	<b>2,316</b>			

# Ward 1

## Part 1 Crimes - 12 Month Comparison





















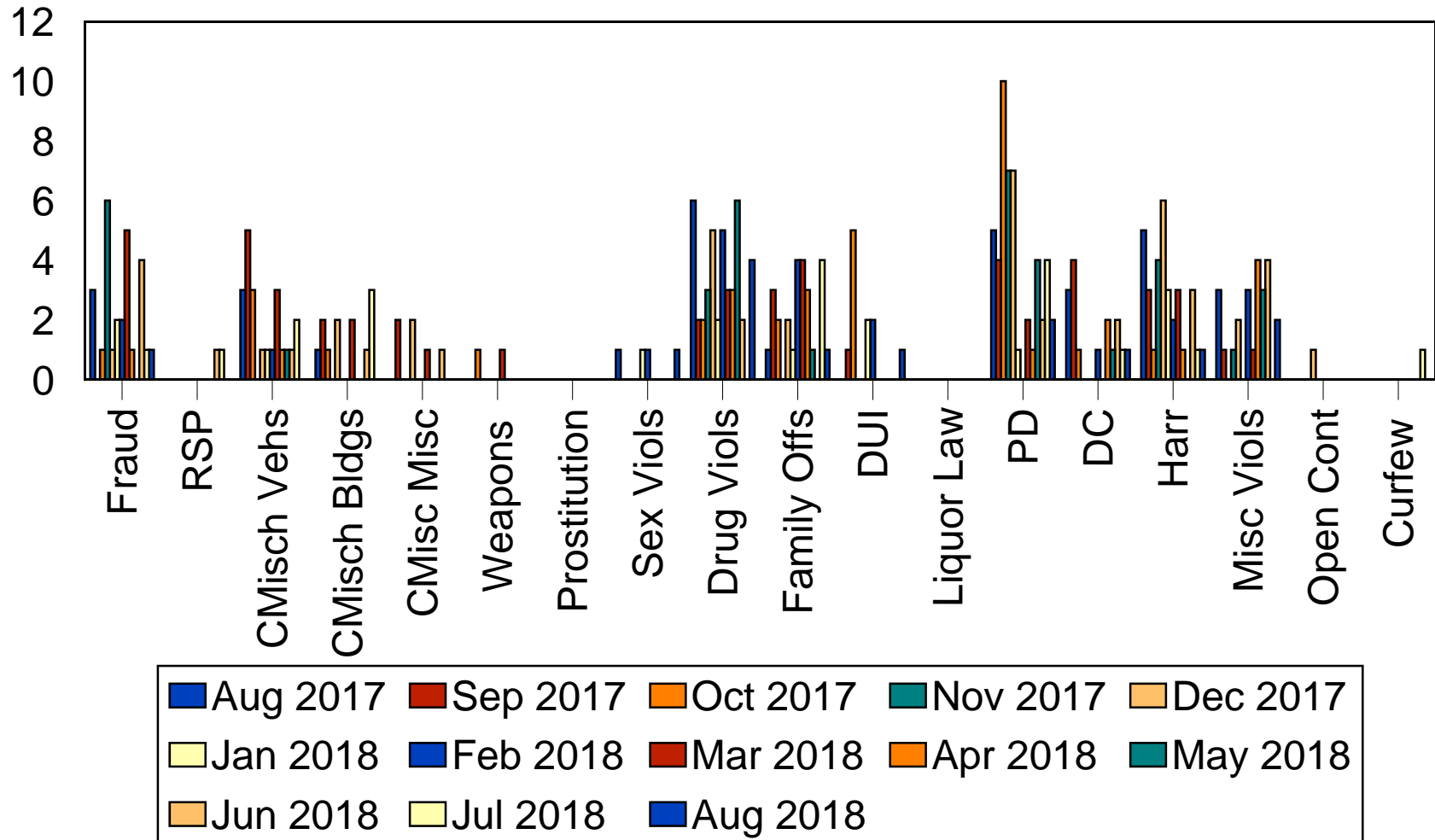






# Ward 6

## Part 2 Crimes - 12 Month Comparison





# Ward 7

## Part 2 Crimes - 12 Month Comparison

