

**POTTSTOWN POLICE DEPARTMENT  
MEMORANDUM**

DATE: May 18, 2017

TO: BOROUGH COUNCIL

FROM: Chuck Bleile  
Department Administrative Manager

REF: Monthly Report for April 2017

During April 2017 the Pottstown Police Department answered 2,191 calls for service. Of these calls 2,176 occurred in the Borough.

During the month we averaged 73.03 calls per day or 36.52 calls per 12 hour shift. For the year we have answered 7,729 calls. The daily average for the year is 64.41 calls per day or 32.20 calls per 12 hour shift.

During April 2016 we answered 1,969 calls. We answered 222 more calls this month than last April. This is an increase of 11.27% from last year. For the year we have answered 108 fewer calls than this time in 2016. This is a decrease of 1.38%.

Cc Borough Manager  
Assistant Borough Manager  
Mayor  
Capt  
Chief  
All Personnel

MONTHLY REPORT TO COUNCIL  
POLICE ACTIVITY BY WARD

APR 2017

TYPE OF CALL ANSWERED		WARD						BORO	
CODE	ACTIVITY	1	2	3	4	5	6	7	TOTAL
0100	MURDER -MANSLAUGHTER	0	0	0	0	0	0	0	0
0200	FORCIBLE RAPE	0	0	0	0	0	0	0	0
0300	ROBBERY	2	0	0	1	0	0	0	3
0400	AGGRAVATED ASSAULT	3	1	1	1	1	1	1	8
0500	BURGLARY	5	2	0	1	0	2	0	10
0600	THEFT	18	14	15	6	2	8	3	66
0700	MOTOR VEHICLE THEFT	1	0	1	0	1	1	0	4
0450	ASSAULTS OTHER	3	3	3	2	6	0	1	18
0900	ARSON	0	0	0	0	0	0	0	0
1100	FRAUD	3	2	3	4	2	3	0	17
1300	REC STOLEN PROPERTY	0	0	1	0	0	0	0	1
1410	CRIMINAL MISCHIEF VEHICLES	5	2	2	1	1	5	2	18
1420	CRIMINAL MISCHIEF BUILDINGS	6	3	2	2	3	1	0	17
1440	CRIMINAL MISCHIEF ALL OTHERS	4	1	2	2	3	0	0	12
1500	WEAPONS VIOLATIONS	0	0	0	0	0	0	0	0
1600	PROSTITUTION	0	0	1	0	0	0	0	1
1700	SEX OFFENSES	0	2	0	0	0	0	0	2
1800	NARCOTICS VIOLATIONS	16	12	12	2	3	6	4	55
2000	OFFENSES AGAINST FAMILY	9	2	1	7	2	0	0	21
2100	DUI	5	0	1	1	0	0	0	7
2200	LIQUOR LAW VIOLATIONS	0	0	0	0	0	0	0	0
2300	PUBLIC DRUNKENESS	7	6	3	3	0	2	1	22
2400	DISORDERLY CONDUCT	5	2	4	1	2	0	0	14
2450	HARASSMENT	9	11	7	1	3	4	1	36
2600	ALL OTHER VIOLATIONS	12	2	6	0	0	0	0	20
2691	OPEN CONTAINER VIOLATIONS	0	0	0	0	0	0	0	0
2800	CURFEW VIOLATIONS	1	0	0	0	0	0	0	1
2900	RUNAWAYS	0	2	1	1	0	0	0	4
3600	DOMESTIC DISTURBANCES	26	17	32	13	7	10	8	113
3610	OTHER DISTURBANCES	84	36	56	14	13	26	6	235
3810	FALSE ALARMS	7	5	23	7	5	6	10	63
3900	TRAFFIC AND PARKING PROBLEMS	22	21	40	14	7	11	11	126
6001	HIT AND RUN INJURY	0	1	1	0	0	0	0	2
6002	DEATH	0	0	0	0	0	0	0	0
6004	PROPERTY DAMAGE	0	0	3	2	2	0	0	7
6005	HIT AND RUN	7	2	5	3	2	3	1	23
6006	INJURY	1	0	5	1	1	0	2	10
6007	PEDESTRIAN	0	0	0	0	0	0	0	0
6008	NONINJURY	4	6	11	1	2	10	3	37
6010	OTHERS	0	0	0	0	0	0	0	0
6602	ABANDONED VEHICLES	10	0	14	1	6	2	0	33
8000	WARRANTS SERVED	9	6	3	0	2	2	1	23
MISC	ALL OTHER CALLS	222	335	247	85	64	124	70	1147
		506	496	506	177	140	227	124	2176
	TOTAL 2016	367	466	459	197	150	221	96	1956
	INCREASE OR DECREASE FROM 2016	139	30	47	-20	-10	6	28	220
	PERCENT INCREASE OR DECREASE	38%	6%	10%	-10%	-7%	3%	29%	11%
<b>TRAFFIC CITATIONS</b>									
	SPEEDING	0	0	24	0	0	1	3	28
	ALL OT	63	50	53	5	12	29	10	222

# Calls for Service - by UCR Code



Incidents Reported Between 04/01/2017 and 04/30/2017

All Municipalities

Code	Description	Primary Count	Secondary UCR Count		
			Code 2	Code 3	Code 4
0311	ROBBERY-ARMED-FIREARM-HIGHWAY	2			
0341	STRONG ARM - HIGHWAY	1			
0410	ASSAULT - FIREARM	3	1		
0411	ASSAULT-KNIFE OR CUTTING INSTRUMENT	1			
0420	ASSAULT - KNIFE OR CUTTING INST	1			
0430	ASSAULT-OTHER DANGEROUS WEAPON	1			
0440	ASSAULT - ATROCIOUS- HANDS,FISTS,FEET	2			
0450	OTHER ASSAULTS - NOT AGGRAVATED	18			
0511	BURGLARY-FORCED ENTRY-RESIDENCE-NIGHT	2			
0512	BURGLARY-FORCED ENTRY-RESIDENCE-DAY	3			
0513	BURGLARY-FORCED ENTRY-RESIDNTL-TIME UNKN	2			
0521	UNLAWFUL ENTRY-NO FORCE-RESIDENCE-NIGHT	2			
0532	ATTEMPT FORCIBLE ENTRY-RESIDENCE-DAY	1			
0611	THEFT-\$200 & OVER-POCKET PICKING	1			
0613	THEFT-\$200 & OVER-RETAIL THEFT	2			
0614	THEFT-\$200 & OVER-FROM AUTO (EXCPT 0615)	4			
0617	THEFT-\$200 & OVER-FROM BUILDINGS	14			
0619	THEFT-\$200 & OVER-ALL OTHER	6	1		
0623	THEFT-\$50 TO \$200-RETAIL THEFT	3			
0624	THEFT-\$50 TO \$200-FROM AUTO (EXCPT 0625)	1			
0626	THEFT-\$50 TO \$200-BICYCLES	3			
0627	THEFT-\$50 TO \$200-FROM BUILDINGS	6			
0629	THEFT-\$50 TO \$200-ALL OTHER	3			
0633	THEFT-UNDER \$50-RETAIL THEFT	5			
0634	THEFT-UNDER \$50-FROM AUTO (EXCEPT 0635)	1			
0635	THEFT-UNDER \$50-AUTO PARTS & ACCESSORIES	1			
0637	THEFT - UNDER \$50 - FROM BUILDINGS	8			
0639	THEFT-UNDER \$50-ALL OTHER	4	1		
0643	THEFT-ATTEMPTED-RETAIL THEFT	1			
0644	THEFT-ATTEMPTED-FROM AUTO (EXCEPT 0645)	3			
0710	MOTOR VEHICLE THEFT-AUTO	2			
0716	M.V.THEFT-AUTOS - ALL OTHER PARKING LOTS	1			
0731	M.V.THEFT-OTHER VEHICLE-ST.-COMMERICAL	1			
1010	FORGERY	2			
1100	FRAUD	9			
1120	FRAUD - CREDIT CARDS	4	2		
1130	FRAUD - ALL OTHER (FLIM FLAM, CONFIDENCE	2			
1300	STOLEN PROPERTY-RECEIVING,POSSESSING,ETC	0		1	
1321	STOLEN PROP.-RECEIVING MOTOR VEHICLE	1			
1410	CRIMINAL MISCHIEF TO AUTOMOBILES	18			
1420	CRIMINAL MISCHIEF TO PRIVATE BUILDINGS	16			
1430	CRIMINAL MISCHIEF - PUBLIC BUILDINGS	1			
1440	CRIMINAL MISCHIEF - ALL OTHER	11			
1450	ALL OTHER VANDALISM(GRAFFITI)	1			
1610	PROSTITUTION	1			
1700	SEX OFFENSES (EXCEPT RAPE & PROSTITUTION	2			
1811	NARCOTICS-SALE-MORPHINE,HEROIN,COCAINE	17	1		
1812	NARCOTICS-SALE-MARIJUANA, HASHISH, ETC.	3			

# Calls for Service - by UCR Code



Incidents Reported Between 04/01/2017 and 04/30/2017

All Municipalities

Code	Description	Primary Count	Secondary UCR Count		
			Code 2	Code 3	Code 4
1813	DRUGS-SALE/MFG-SYNTHETIC NARCOTICS	4			
1831	NARCOTICS-POSSESSION-MORP,HEROIN,COCAIN	9	2		
1832	NARCOTICS-POSSESSION-MARIJUANA,ETC.	12	2		1
1833	NARCOTICS-POSSESSION-SYNTHETIC NARCOTIC	3	2		
1834	NARCOTICS-POSSESSION-OTHER DANGEROUS	7	1		
2000	OFFENSES AGAINST FAMILY & CHILDREN	3			
2001	CHILD LINE REPORTS	17			
2020	OFFENSES AGAINST FAMILY-CHILD ABUSE	1			
2110	DRIVING UNDER THE INFLUENCE-LIQUOR/DRUGS	1	1		
2111	DRIVING UNDER THE INFLUENCE - ALCOHOL	4			
2112	DRIVE UNDER INFLUENCE-ALCOHOL-IMPAIRED	2		1	
2300	PUBLIC DRUNKENNESS	22			
2400	DISORDERLY CONDUCT	8	1		
2410	HARASSMENT BY COMMUNICATION	12			
2430	DISORDERLY CONDUCT - DRUGS	1			
2440	DISORDERLY CONDUCT-DISTURBING THE PEACE	3			
2450	HARASSMENT	22	1		
2460	DISORDERLY CONDUCT-OBSCENE LANGUAGE	2			
2600	ALL OTHER CRIMES CODE VIOLATIONS	4			
2632	ALL OTHER OFFENSES - LITTERING	1			
2639	ALL OTHERS - ILLEGAL DUMPING	5			
2640	ALL OTHER ORDINANCE VIOLATIONS	5	1		
2650	ALL OTHERS - PUBLIC NUISANCE	7			
2691	OPEN CONTAINER ORDINANCE	0	1		
2811	CURFEW LAW (JUVENILE) - MALE	1			
2812	CURFEW LAW (JUVENILE) - FEMALE	0	1		
2910	LOST/MISSING PROPERTY	3			
2912	RUNAWAY-INCORRIGIBLE-FEMALE (JUVENILE)	1			
2990	RUNAWAYS - (JUVENILE) - REPORTS	4	1		
3000	FOUND/RECOVERED PROPERTY	27	1		
3200	OTHER ACCIDENTS (HOME,INDUSTRIAL,RAILRD)	1			
3300	SUICIDES	2			
3310	ATTEMPTED SUICIDES	2			
3320	DOA	4			
3330	NALOXONE USE/OVERDOSE	4	1		
3400	MENTAL HEALTH	32			
3500	SUSPICIOUS PERSONS,AUTOS,CIRCUMSTANCES	237			
3600	DISTURBANCES-DOMESTIC	113	18	2	
3610	DISTURBANCES-JUVENILE	35			
3620	DISTURBANCES-OTHER (FIGHTS,DISPUTES,ETC)	177			
3630	LOUD MUSIC DISTURBANCE	20			
3640	ANIMAL COMPLAINTS-BARKING DOGS(FOUNDED)	3			
3800	SERVICE CALL-MISCELLANEOUS	91			
3810	SERVICE CALL-ALARMS-UNFOUNDED-EXCPT FIRE	63			
3820	SERVICE CALL-ASSIST MOTORIST/DISABLE VEH	1			
3840	FIRES (INCLUDING ALARMS-FOUNDED/UNFOUND)	7			
3870	MEDICAL EMERGENCY	126	2		
3900	TRAFFIC & PARKING PROBLEMS	126			

# Calls for Service - by UCR Code



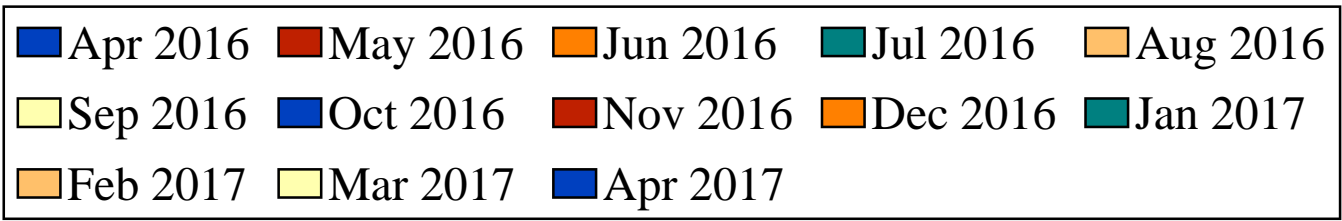
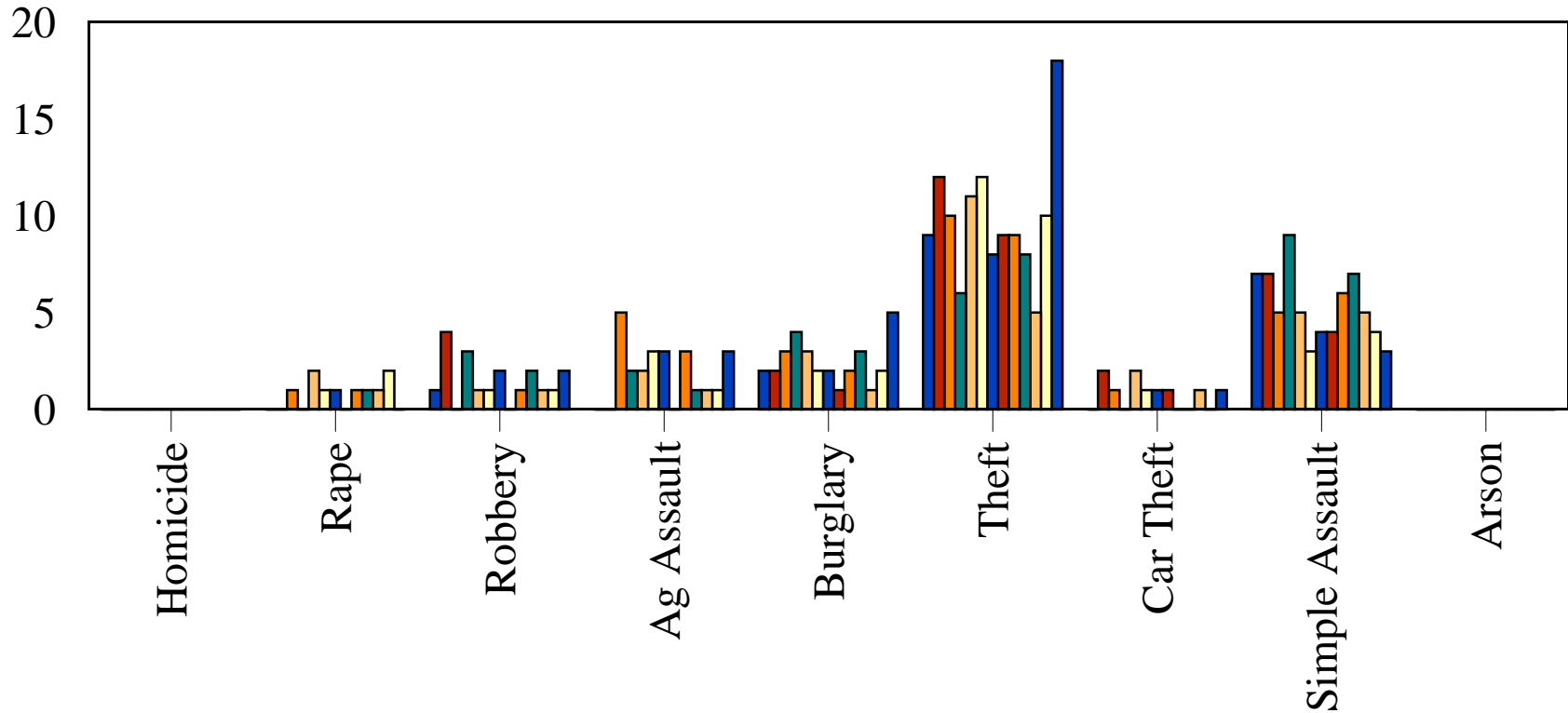
Incidents Reported Between 04/01/2017 and 04/30/2017

All Municipalities

Code	Description	Primary Count	Secondary UCR Count		
			Code 2	Code 3	Code 4
4014	NON-CRIMINAL-INVESTIGATE OPEN DOOR,ETC.	4			
4026	NON-CRIMINAL-WIRES AND POLES DOWN	1			
4027	911 HANGUPS-UNFOUNDED	15			
4028	NON-CRIMINAL-OTHER INVESTIGATIONS	85			
4029	GUNSHOTS	1			
5008	LOST & FOUND - LOST ARTICLES	1			
5014	LOST & FOUND - MISSING ADULT FEMALES	1			
5016	LOST & FOUND - MISSING ADULT MALES	1			
5100	JUVENILE	57			
5105	INFORMATION	6			
5502	ANIMAL COMPLAINTS - BARKING DOGS(UNF)	5			
5504	ANIMAL COMPLAINTS - DOG BITES	2			
5506	ANIMAL COMPLAINTS - STRAY ANIMALS	32			
5510	ANIMAL COMPLAINTS - OTHER	24			
5590	ANIMAL COMPLAINTS - REPORTS	3			
6001	TRAFFIC ACCIDENT-HIT AND RUN-INJURY	2			
6004	TRAFFIC ACC. INVOLVING PROPERTY DAMAGE	7			
6005	TRAFFIC ACCIDENT- HIT AND RUN	23			
6006	TRAFFIC ACCIDENT INVOLVING INJURY	10			
6008	ACCIDENT INVOLVING NONINJURY	37			
6350	TRAFFIC ENFORCEMENT-PATROL	9			
6602	TRAFFIC RELATED -IMPOUNDED,ABANDON M.V.	36			
6605	TRAFFIC RELATED-UNFOUND ACCIDENT	5			
6610	TRAFFIC RELATED - MOTORIST AID	4			
6613	TRAFFIC RELATED-SEIZED REG OR LICENSE	2			
7002	BUILDING CHECKS - OFFICER INITIATED	75			
7003	BUILDING CHECK BUSINESS	50			
7006	PUBLIC SERVICES - LOCK OUT	2			
7012	PUBLIC SERVICES - BANK ESCORTS, ETC.	4			
7013	POLICE SERVICE REPO VEH	1			
7502	ASSIST OTHER AGENCIES - FIRE DEPT.	47	1		
7504	ASSIST OTHER AGENCIES - OTHER POLICE	63			
7506	ASSISTING OTHER AGENCIES - ALL OTHERS	7			
7508	ASSIST POTTSTOWN POLICE	17			
7510	LIVE SCAN	7			
8110	WARRANTS - MONTGOMERY COUNTY BENCH	10	3		1
8114	WARRANTS - OTHER AUTHORITY-OTHER WARRANT	13	1		
8504	DEPARTMENTAL SERVICES - JAIL DUTY	43			
9100	CARD STRUCK WHEN NOT NEEDED	47			
CITT	TRAFFIC CITATION	260			
<b>Total Calls</b>		<b>2,451</b>			

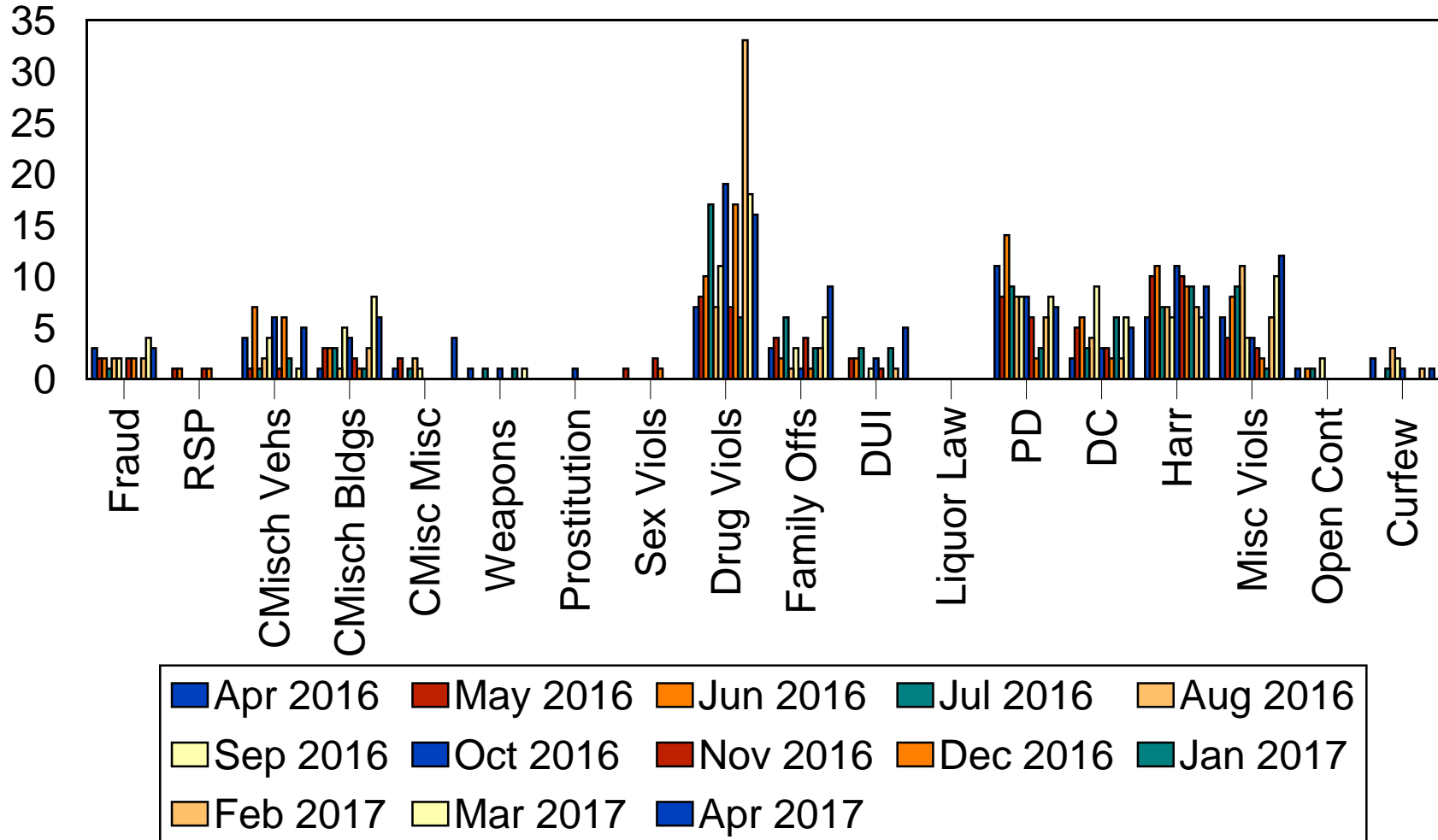
# Ward 1

## Part 1 Crimes - 12 Month Comparison



# Ward 1

## Part 2 Crimes - 12 Month Comparison

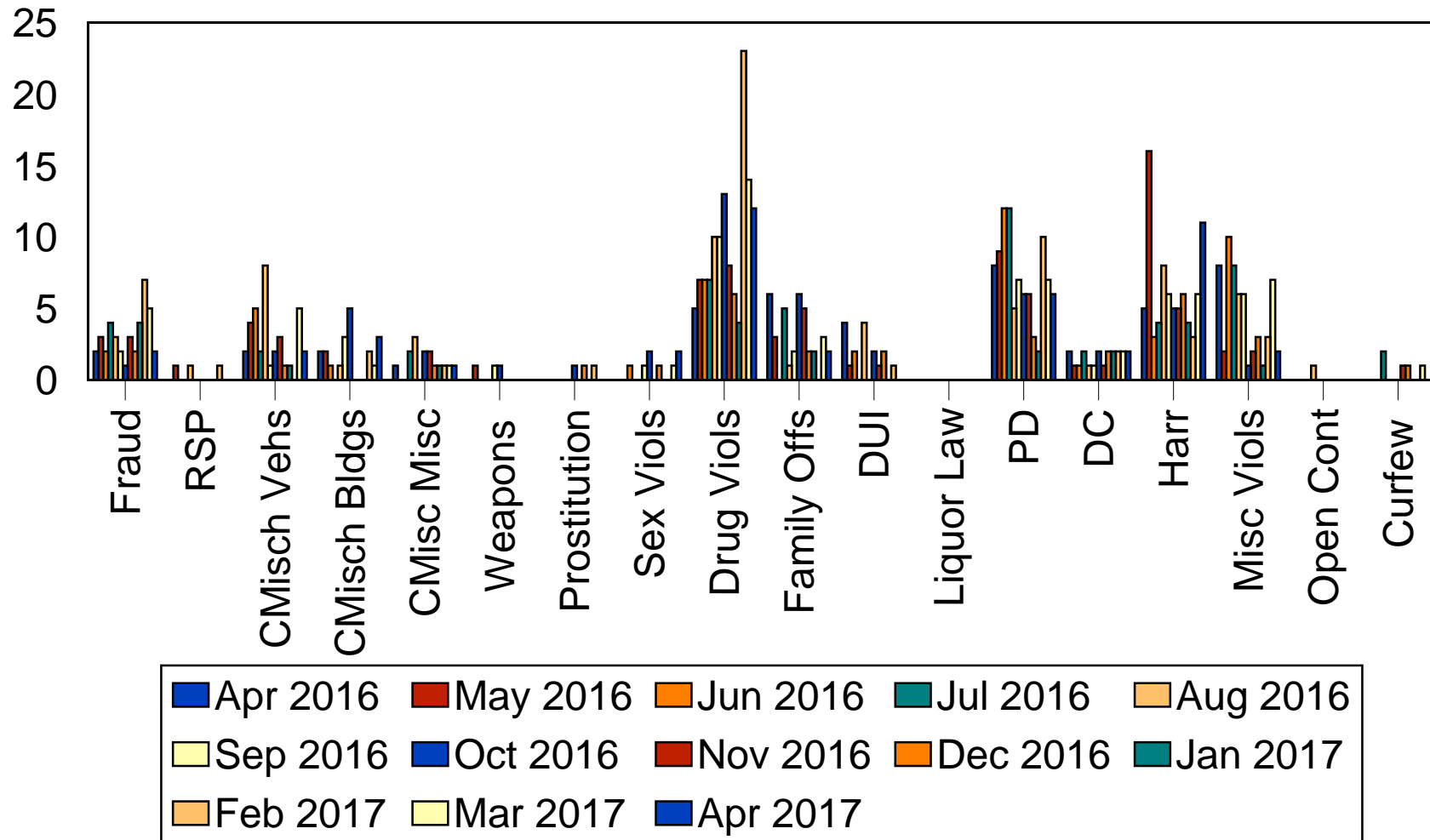






# Ward 2

## Part 2 Crimes - 12 Month Comparison

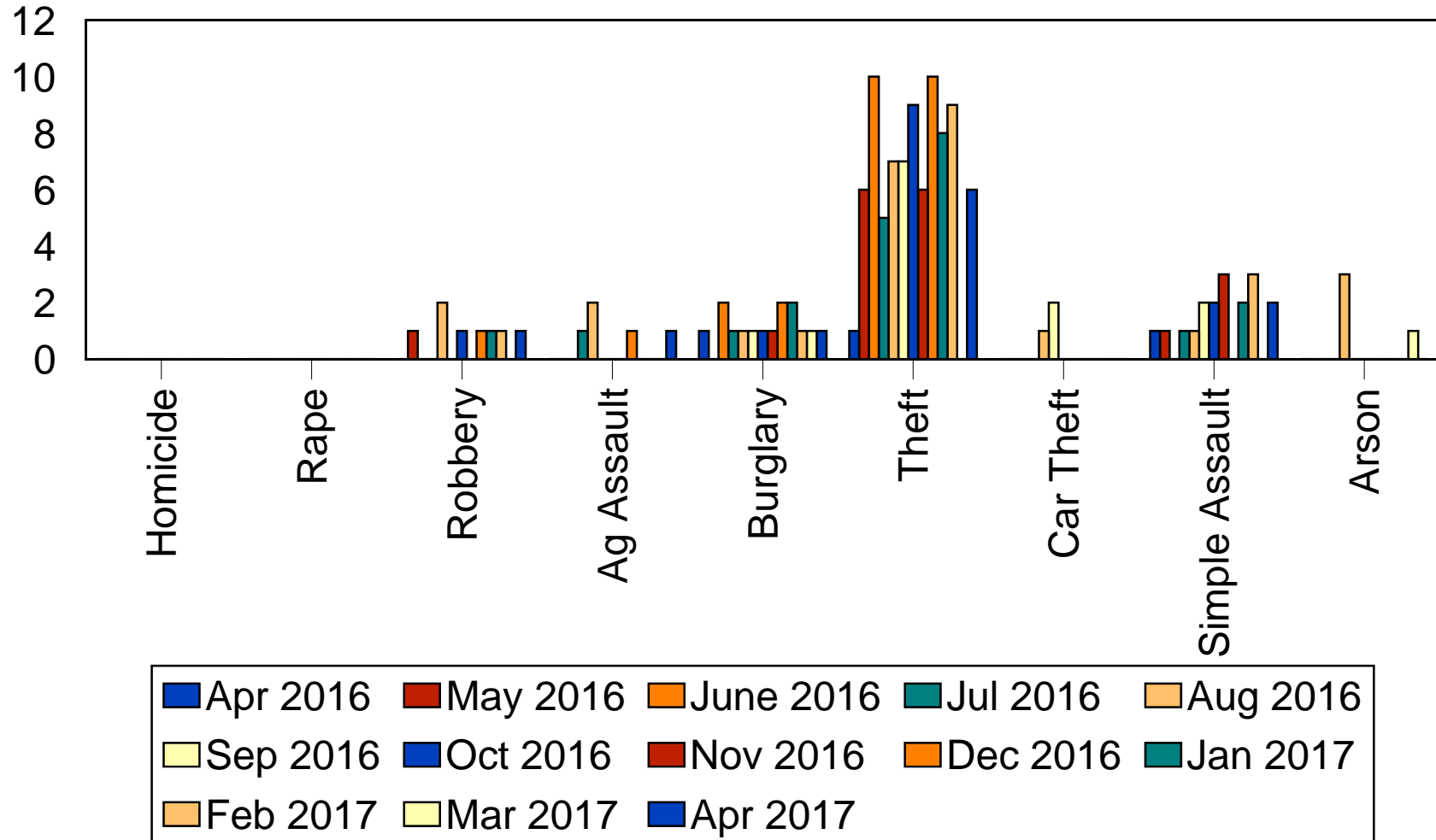






# Ward 4

## Part 1 Crimes - 12 Month Comparison







# Ward 5

## Part 2 Crimes - 12 Month Comparison

