

**POTTSTOWN POLICE DEPARTMENT
MEMORANDUM**

DATE: May 10, 2018
TO: BOROUGH COUNCIL
FROM: Chuck Bleile
Department Administrative Manager
REF: Monthly Report for March 2018

During March 2018 the Pottstown Police Department answered 1,799 calls for service. Of these calls 1,797 occurred in the Borough.

During the month we averaged 58.03 calls per day or 29.02 calls per 12 hour shift. For the year we have answered 5,540 calls. The daily average for the year is 61.56 calls per day or 30.78 calls per 12 hour shift.

During March 2017 we answered 1,981 calls. We answered 182 fewer calls this month than last March. This is a decrease of 9.18% from last year. For the year we have answered 2 more calls than this time in 2017. This is an increase of 0.04%.

Cc Borough Manager
Assistant Borough Manager
Mayor
Capt
Chief
All Personnel

MONTHLY REPORT TO COUNCIL
POLICE ACTIVITY BY WARD

MAR 2018

TYPE OF CALL ANSWERED		WARD						BORO	
CODE	ACTIVITY	1	2	3	4	5	6	7	TOTAL
0100	MURDER -MANSLAUGHTER	0	0	0	0	0	0	0	0
0200	FORCIBLE RAPE	0	0	0	0	0	1	1	2
0300	ROBBERY	2	0	1	0	0	0	0	3
0400	AGGRAVATED ASSAULT	0	1	1	0	1	1	0	4
0500	BURGLARY	2	0	1	0	0	0	0	3
0600	THEFT	7	7	12	4	4	2	1	37
0700	MOTOR VEHICLE THEFT	2	0	0	0	0	0	0	2
0450	ASSAULTS OTHER	4	6	2	0	0	3	0	15
0900	ARSON	0	0	0	0	0	0	0	0
1100	FRAUD	3	5	4	2	4	5	1	24
1300	REC STOLEN PROPERTY	0	0	1	0	0	0	0	1
1410	CRIMINAL MISCHIEF VEHICLES	3	0	2	7	1	3	0	16
1420	CRIMINAL MISCHIEF BUILDINGS	0	2	0	1	3	2	1	9
1440	CRIMINAL MISCHIEF ALL OTHERS	0	0	0	2	1	1	0	4
1500	WEAPONS VIOLATIONS	0	0	1	0	0	1	0	2
1600	PROSTITUTION	0	0	0	0	0	0	0	0
1700	SEX OFFENSES	0	0	0	0	0	0	0	0
1800	NARCOTICS VIOLATIONS	4	11	3	2	5	3	1	29
2000	OFFENSES AGAINST FAMILY	1	3	4	1	2	4	0	15
2100	DUI	0	1	0	0	0	0	0	1
2200	LIQUOR LAW VIOLATIONS	0	0	0	0	0	0	0	0
2300	PUBLIC DRUNKENESS	3	5	1	0	0	2	0	11
2400	DISORDERLY CONDUCT	0	1	1	0	0	0	0	2
2450	HARASSMENT	6	3	9	3	1	3	3	28
2600	ALL OTHER VIOLATIONS	3	5	0	1	1	1	0	11
2691	OPEN CONTAINER VIOLATIONS	0	0	0	0	0	0	0	0
2800	CURFEW VIOLATIONS	0	0	0	0	0	0	0	0
2900	RUNAWAYS	1	0	0	1	2	0	0	4
3600	DOMESTIC DISTURBANCES	18	11	11	7	7	5	4	63
3610	OTHER DISTURBANCES	34	31	19	3	7	25	5	124
3810	FALSE ALARMS	6	12	28	9	7	8	5	75
3900	TRAFFIC AND PARKING PROBLEMS	16	30	29	9	9	16	10	119
6001	HIT AND RUN INJURY	0	0	0	0	0	0	0	0
6002	DEATH	0	0	0	0	0	0	0	0
6004	PROPERTY DAMAGE	1	1	1	0	0	1	0	4
6005	HIT AND RUN	2	4	5	3	0	3	2	19
6006	INJURY	0	1	2	1	0	2	0	6
6007	PEDESTRIAN	0	0	1	1	0	0	0	2
6008	NONINJURY	3	10	15	4	2	6	4	44
6010	OTHERS	0	0	0	0	0	0	0	0
6602	ABANDONED VEHICLES	11	7	9	5	5	8	2	47
8000	WARRANTS SERVED	6	13	5	3	1	2	0	30
MISC	ALL OTHER CALLS	149	361	215	87	77	103	49	1041
		287	531	383	156	140	211	89	1797
	TOTAL 2017	398	522	429	157	130	228	104	1968
	INCREASE OR DECREASE FROM 2016	-111	9	-46	-1	10	-17	-15	-171
	PERCENT INCREASE OR DECREASE	-28%	2%	-11%	-1%	8%	-7%	-14%	-9%
	TRAFFIC CITATIONS								
	SPEEDING	0	0	6	0	0	1	0	7
	ALL OTHER MOVING VIOLATIONS	61	78	62	19	6	36	8	270

Calls for Service - by UCR Code

Incidents Reported Between 03/01/2018 and 03/31/2018

All Municipalities



Code	Description	Primary Count	Secondary UCR Count		
			Code 2	Code 3	Code 4
0293	FORCIBLE FONDLING	2			
0316	ARMED - FIREARM - RESIDENCE	1			
0335	ARMED-OTHER WEAPON-CHAIN STORE	1			
0346	STRONG ARM - RESIDENCE	1			
0411	ASSAULT-KNIFE OR CUTTING INSTRUMENT	1			
0440	ASSAULT - ATROCIOUS- HANDS,FISTS,FEET	3			
0450	OTHER ASSAULTS - NOT AGGRAVATED	15	3		
0513	BURGLARY-FORCED ENTRY-RESIDNTL-TIME UNKN	2			
0521	UNLAWFUL ENTRY-NO FORCE-RESIDENCE-NIGHT	1			
0613	THEFT-\$200 & OVER-RETAIL THEFT	4			
0614	THEFT-\$200 & OVER-FROM AUTO (EXCPT 0615)	1			
0617	THEFT-\$200 & OVER-FROM BUILDINGS	8			
0619	THEFT-\$200 & OVER-ALL OTHER	2			
0623	THEFT-\$50 TO \$200-RETAIL THEFT	2		1	
0626	THEFT-\$50 TO \$200-BICYCLES	2			
0627	THEFT-\$50 TO \$200-FROM BUILDINGS	6			
0629	THEFT-\$50 TO \$200-ALL OTHER	4			
0633	THEFT-UNDER \$50-RETAIL THEFT	1			
0637	THEFT - UNDER \$50 - FROM BUILDINGS	5			
0639	THEFT-UNDER \$50-ALL OTHER	2			
0710	MOTOR VEHICLE THEFT-AUTO	1			
0712	M.V. THEFT - STREET - RESIDENTIAL AREA	1			
1020	COUNTERFEITING	3			
1100	FRAUD	8			
1120	FRAUD - CREDIT CARDS	9	1		
1130	FRAUD - ALL OTHER (FLIM FLAM, CONFIDENCE	4			
1300	STOLEN PROPERTY-RECEIVING,POSSESSING,ETC	1			
1410	CRIMINAL MISCHIEF TO AUTOMOBILES	16			
1420	CRIMINAL MISCHIEF TO PRIVATE BUILDINGS	9			
1440	CRIMINAL MISCHIEF - ALL OTHER	3			
1450	ALL OTHER VANDALISM(GRAFFITI)	1			
1500	WEAPONS-CARRYING,POSSESSING,ETC.	1			
1532	WEAPONS - POSSESSION - KNIFE	1			
1811	NARCOTICS-SALE-MORPHINE,HEROIN,COCAINE	1			
1831	NARCOTICS-POSSESSION-MORP,HEROIN,COCAIN	4			
1832	NARCOTICS-POSSESSION-MARIJUANA,ETC.	13	2		
1833	NARCOTICS-POSSESSION-SYNTHETIC NARCOTIC	4			
1834	NARCOTICS-POSSESSION-OTHER DANGEROUS	7			
2001	CHILD LINE REPORTS	15			
2110	DRIVING UNDER THE INFLUENCE-LIQUOR/DRUGS	0	2		
2111	DRIVING UNDER THE INFLUENCE - ALCOHOL	1			
2112	DRIVE UNDER INFLUENCE-ALCOHOL-IMPAIRED	0	1		
2300	PUBLIC DRUNKENNESS	11	1		
2400	DISORDERLY CONDUCT	1	1		
2410	HARASSMENT BY COMMUNICATION	10			
2430	DISORDERLY CONDUCT - DRUGS	1			
2440	DISORDERLY CONDUCT-DISTURBING THE PEACE	0	1		
2450	HARASSMENT	18	1		

Calls for Service - by UCR Code

Incidents Reported Between 03/01/2018 and 03/31/2018

All Municipalities



Code	Description	Primary Count	Secondary UCR Count		
			Code 2	Code 3	Code 4
2600	ALL OTHER CRIMES CODE VIOLATIONS	0	1		
2616	ALL OTHERS - CONTEMPT OF COURT (NON M.V)	1	1		
2632	ALL OTHER OFFENSES - LITTERING	3			
2639	ALL OTHERS - ILLEGAL DUMPING	3			
2640	ALL OTHER ORDINANCE VIOLATIONS	1			
2648	ALL OTHERS-PORNOGRAPHY-POSSESS & SALE	2			
2650	ALL OTHERS - PUBLIC NUISANCE	1			
2660	ALL OTHER OFFENSES - TRESPASSING	0	2		
2910	LOST/MISSING PROPERTY	4			
2912	RUNAWAY-INCORRIGIBLE-FEMALE (JUVENILE)	1			
2990	RUNAWAYS - (JUVENILE) - REPORTS	3			
3000	FOUND/RECOVERED PROPERTY	23			
3300	SUICIDES	1			
3320	DOA	3			
3330	NALOXONE USE/OVERDOSE	3			
3400	MENTAL HEALTH	14			
3500	SUSPICIOUS PERSONS,AUTOS,CIRCUMSTANCES	191			
3600	DISTURBANCES-DOMESTIC	63	48	4	
3610	DISTURBANCES-JUVENILE	14			
3620	DISTURBANCES-OTHER (FIGHTS,DISPUTES,ETC)	100			
3630	LOUD MUSIC DISTURBANCE	7			
3640	ANIMAL COMPLAINTS-BARKING DOGS(FOUNDED)	3			
3800	SERVICE CALL-MISCELLANEOUS	96			
3810	SERVICE CALL-ALARMS-UNFOUNDED-EXCPT FIRE	75			
3820	SERVICE CALL-ASSIST MOTORIST/DISABLE VEH	4			
3840	FIRES (INCLUDING ALARMS-FOUNDED/UNFOUND)	7			
3870	MEDICAL EMERGENCY	134			
3900	TRAFFIC & PARKING PROBLEMS	119			
4002	NON-CRIMINAL-ACCIDENT-HOME(NON-TRAFFIC)	1			
4014	NON-CRIMINAL-INVESTIGATE OPEN DOOR,ETC.	10			
4026	NON-CRIMINAL-WIRES AND POLES DOWN	3			
4027	911 HANGUPS-UNFOUNDED	25			
4028	NON-CRIMINAL-OTHER INVESTIGATIONS	50			
4029	GUNSHOTS	2			
5008	LOST & FOUND - LOST ARTICLES	1			
5016	LOST & FOUND - MISSING ADULT MALES	1			
5100	JUVENILE	28			
5105	INFORMATION	5			
5502	ANIMAL COMPLAINTS - BARKING DOGS(UNF)	6			
5504	ANIMAL COMPLAINTS - DOG BITES	2			
5506	ANIMAL COMPLAINTS - STRAY ANIMALS	17			
5510	ANIMAL COMPLAINTS - OTHER	21			
5590	ANIMAL COMPLAINTS - REPORTS	3			
6004	TRAFFIC ACC. INVOLVING PROPERTY DAMAGE	4			
6005	TRAFFIC ACCIDENT- HIT AND RUN	19			
6006	TRAFFIC ACCIDENT INVOLVING INJURY	6			
6007	TRAFFIC ACCIDENT-PEDESTRIAN	2			
6008	ACCIDENT INVOLVING NONINJURY	44			

Calls for Service - by UCR Code

Incidents Reported Between 03/01/2018 and 03/31/2018

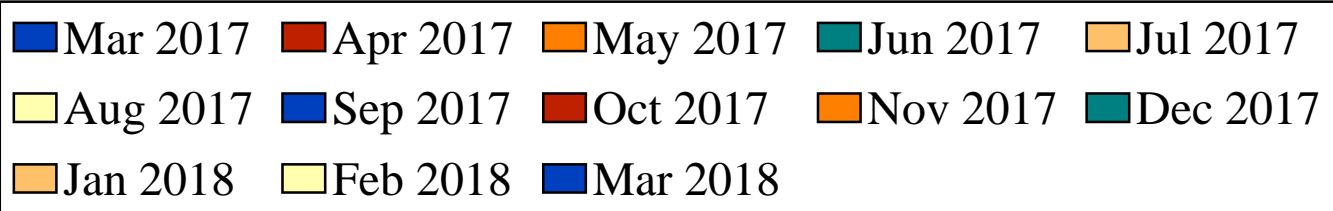
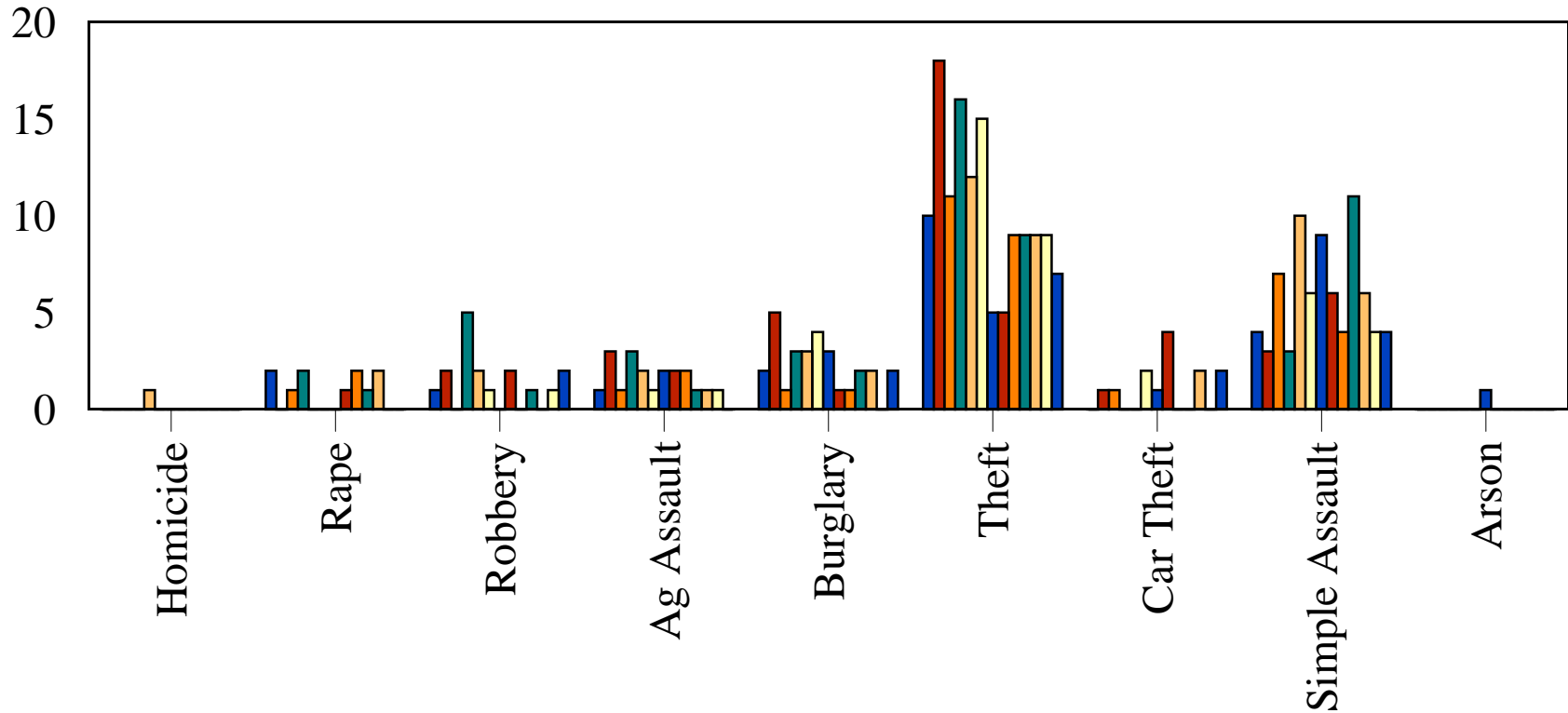
All Municipalities



Code	Description	Primary Count	Secondary UCR Count		
			Code 2	Code 3	Code 4
6314	TRAFFIC ENFORCEMENT-PURSUIT	1			
6350	TRAFFIC ENFORCEMENT-PATROL	4			
6602	TRAFFIC RELATED -IMPOUNDED,ABANDON M.V.	47			
6605	TRAFFIC RELATED-UNFOUND ACCIDENT	5			
6608	TRAFFIC RELATED - ESCORTS	1			
6610	TRAFFIC RELATED - MOTORIST AID	3			
6613	TRAFFIC RELATED-SEIZED REG OR LICENSE	6	1		
7002	BUILDING CHECKS - OFFICER INITIATED	73			
7003	BUILDING CHECK BUSINESS	30			
7005	LIBRARY CHECK	2			
7006	PUBLIC SERVICES - LOCK OUT	2			
7012	PUBLIC SERVICES - BANK ESCORTS, ETC.	3			
7502	ASSIST OTHER AGENCIES - FIRE DEPT.	39			
7504	ASSIST OTHER AGENCIES - OTHER POLICE	83			
7506	ASSISTING OTHER AGENCIES - ALL OTHERS	16	1		
7508	ASSIST POTTSTOWN POLICE	17			
7510	LIVE SCAN	12			
8012	WARRANTS - LOCAL - TRAFFIC/CONTEMPT	2			
8110	WARRANTS - MONTGOMERY COUNTY BENCH	12	1		
8114	WARRANTS - OTHER AUTHORITY-OTHER WARRANT	16			
8502	DEPARTMENTAL SERVICES - FINGERPRINTING	10			
8504	DEPARTMENTAL SERVICES - JAIL DUTY	53			
8518	DEPARTMENTAL SERVICES - RECORD CHECKS	2			
9100	CARD STRUCK WHEN NOT NEEDED	26			
CITT	TRAFFIC CITATION	272			
Total Calls		2,071			

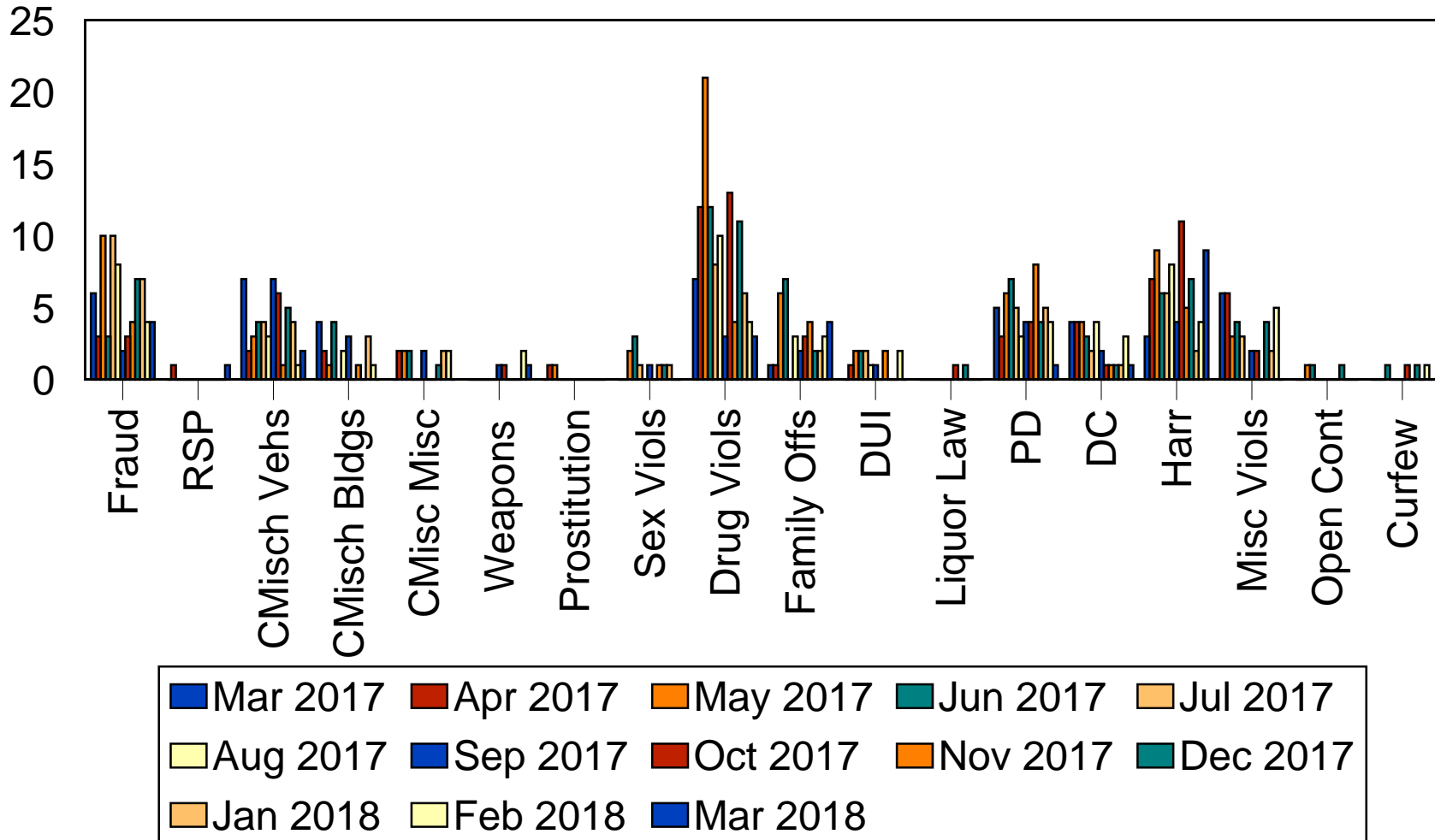
Ward 1

Part 1 Crimes - 12 Month Comparison



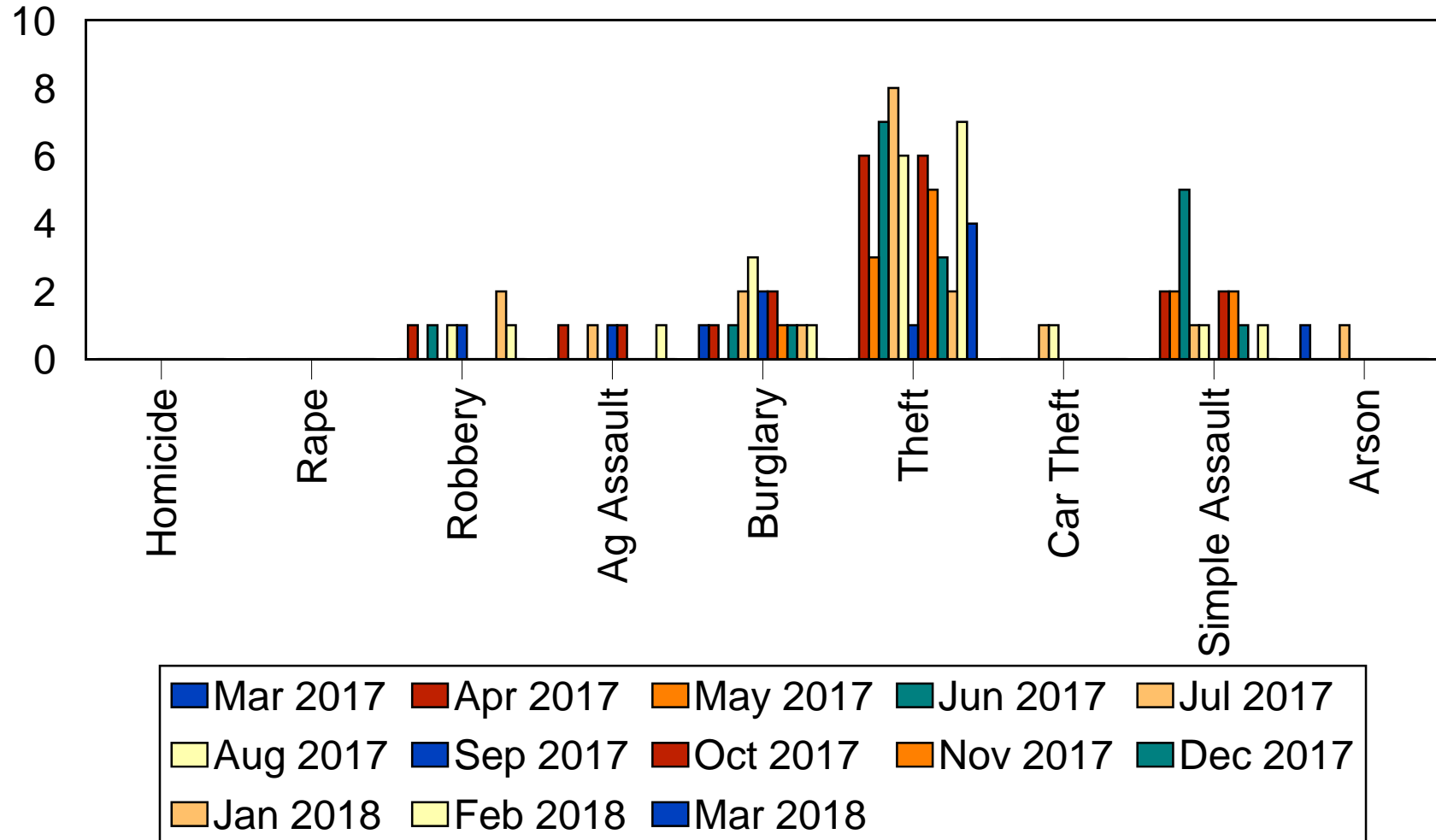
Ward 3

Part 2 Crimes - 12 Month Comparison



Ward 4

Part 1 Crimes - 12 Month Comparison



Borough of Pottstown

Part 1 Crimes - 12 Month Comparison

