

**POTTSTOWN POLICE DEPARTMENT
MEMORANDUM**

DATE: November 28, 2017

TO: BOROUGH COUNCIL

FROM: Chuck Bleile
Department Administrative Manager

REF: Monthly Report for October 2017

During October 2017 the Pottstown Police Department answered 2,132 calls for service. Of these calls 2,122 occurred in the Borough.

During the month we averaged 68.77 calls per day or 34.39 calls per 12 hour shift. For the year we have answered 20,798 calls. The daily average for the year is 68.41 calls per day or 34.21 calls per 12 hour shift.

During October 2016 we answered 2,142 calls. We answered 10 fewer calls this month than last October. This is a decrease of .47% from last year. For the year we have answered 44 fewer calls than this time in 2016. This is a decrease of .21%.

Cc Borough Manager
Assistant Borough Manager
Mayor
Capt
Chief
All Personnel

MONTHLY REPORT TO COUNCIL
POLICE ACTIVITY BY WARD

OCT 2017

TYPE OF CALL ANSWERED		WARD						BORO	
CODE	ACTIVITY	1	2	3	4	5	6	7	TOTAL
0100	MURDER -MANSLAUGHTER	0	0	0	0	0	0	0	0
0200	FORCIBLE RAPE	1	0	0	0	0	0	1	2
0300	ROBBERY	2	1	0	0	0	0	0	3
0400	AGGRAVATED ASSAULT	2	3	1	1	1	1	0	9
0500	BURGLARY	1	1	3	2	1	0	1	9
0600	THEFT	5	8	21	6	6	8	2	56
0700	MOTOR VEHICLE THEFT	4	0	0	0	0	1	0	5
0450	ASSAULTS OTHER	6	1	3	2	0	5	0	17
0900	ARSON	0	0	0	0	0	0	0	0
1100	FRAUD	0	3	3	4	2	1	1	14
1300	REC STOLEN PROPERTY	0	0	0	0	0	0	0	0
1410	CRIMINAL MISCHIEF VEHICLES	1	3	6	3	3	3	1	20
1420	CRIMINAL MISCHIEF BUILDINGS	2	1	0	1	2	1	0	7
1440	CRIMINAL MISCHIEF ALL OTHERS	1	0	0	0	2	0	0	3
1500	WEAPONS VIOLATIONS	0	0	1	0	0	1	0	2
1600	PROSTITUTION	0	0	0	0	0	0	0	0
1700	SEX OFFENSES	0	1	0	0	0	0	0	1
1800	NARCOTICS VIOLATIONS	27	14	13	1	0	2	0	57
2000	OFFENSES AGAINST FAMILY	2	4	3	2	0	2	2	15
2100	DUI	0	0	0	1	0	5	0	6
2200	LIQUOR LAW VIOLATIONS	0	0	1	0	0	0	0	1
2300	PUBLIC DRUNKENESS	8	1	4	3	2	10	0	28
2400	DISORDERLY CONDUCT	2	2	1	1	3	1	0	10
2450	HARASSMENT	8	8	11	4	2	1	2	36
2600	ALL OTHER VIOLATIONS	4	1	2	4	2	0	1	14
2691	OPEN CONTAINER VIOLATIONS	0	0	0	0	0	0	0	0
2800	CURFEW VIOLATIONS	0	0	1	0	0	0	0	1
2900	RUNAWAYS	1	1	0	0	1	1	0	4
3600	DOMESTIC DISTURBANCES	24	27	24	10	15	11	4	115
3610	OTHER DISTURBANCES	55	27	31	12	16	13	5	159
3810	FALSE ALARMS	4	7	21	1	7	14	8	62
3900	TRAFFIC AND PARKING PROBLEMS	18	30	29	14	8	17	5	121
6001	HIT AND RUN INJURY	1	0	0	2	0	0	0	3
6002	DEATH	0	0	0	0	0	0	0	0
6004	PROPERTY DAMAGE	1	0	3	0	0	4	0	8
6005	HIT AND RUN	4	2	5	3	5	3	3	25
6006	INJURY	3	1	4	1	0	0	2	11
6007	PEDESTRIAN	0	0	1	0	0	0	0	1
6008	NONINJURY	4	3	19	2	1	5	4	38
6010	OTHERS	0	0	0	0	0	0	0	0
6602	ABANDONED VEHICLES	4	1	11	6	5	2	0	29
8000	WARRANTS SERVED	9	2	6	1	0	5	1	24
MISC	ALL OTHER CALLS	217	315	258	118	97	144	57	1206
		421	468	486	205	181	261	100	2122
	TOTAL 2016	444	543	468	206	138	228	107	2134
	INCREASE OR DECREASE FROM 2016	-23	-75	18	-1	43	33	-7	-12
	PERCENT INCREASE OR DECREASE	-5%	-14%	4%	-0%	31%	14%	-7%	-1%
	TRAFFIC CITATIONS								
	SPEEDING	0	0	7	0	0	5	0	12
	ALL OTHER MOVING VIOLATIONS	36	42	51	3	36	29	8	205

Calls for Service - by UCR Code

Incidents Reported Between 10/01/2017 and 10/31/2017

All Municipalities



Code	Description	Primary Count	Secondary UCR Count		
			Code 2	Code 3	Code 4
0200	RAPE	2			
0311	ROBBERY-ARMED-FIREARM-HIGHWAY	1			
0315	ARMED - FIREARM - CHAIN STORE	1			
0316	ARMED - FIREARM - RESIDENCE	1			
0430	ASSAULT-OTHER DANGEROUS WEAPON	1			
0440	ASSAULT - ATROCIOUS- HANDS,FISTS,FEET	8			
0450	OTHER ASSAULTS - NOT AGGRAVATED	17			
0511	BURGLARY-FORCED ENTRY-RESIDENCE-NIGHT	0	1		
0512	BURGLARY-FORCED ENTRY-RESIDENCE-DAY	2			
0514	BURGLARY-FORCE ENTRY-NON-RESID-NIGHT	4			
0515	BURGLARY-FORCED ENTRY-NON-RESID-DAY	0	1		
0522	UNLAWFUL ENTRY-NO FORCE-RESIDENCE-DAY	2	1		
0531	ATTEMPT FORCIBLE ENTRY-RESIDENCE-NIGHT	1			
0613	THEFT-\$200 & OVER-RETAIL THEFT	1	1		
0614	THEFT-\$200 & OVER-FROM AUTO (EXCPT 0615)	3			
0615	THEFT-\$200 & OVER-AUTO ACCESSORIES	1			
0616	THEFT-\$200 & OVER-BICYCLES	3			
0617	THEFT-\$200 & OVER-FROM BUILDINGS	12			
0619	THEFT-\$200 & OVER-ALL OTHER	4	2		
0623	THEFT-\$50 TO \$200-RETAIL THEFT	2			
0624	THEFT-\$50 TO \$200-FROM AUTO (EXCPT 0625)	1			
0626	THEFT-\$50 TO \$200-BICYCLES	1			
0627	THEFT-\$50 TO \$200-FROM BUILDINGS	1			
0629	THEFT-\$50 TO \$200-ALL OTHER	6			
0633	THEFT-UNDER \$50-RETAIL THEFT	7			
0635	THEFT-UNDER \$50-AUTO PARTS & ACCESSORIES	3			
0637	THEFT - UNDER \$50 - FROM BUILDINGS	4			
0639	THEFT-UNDER \$50-ALL OTHER	6			
0644	THEFT-ATTEMPTED-FROM AUTO (EXCEPT 0645)	1			
0710	MOTOR VEHICLE THEFT-AUTO	3			
0712	M.V. THEFT - STREET - RESIDENTIAL AREA	1			
0730	MOTOR VEHICLE THEFT-ALL OTHER	1			
1010	FORGERY	2			
1020	COUNTERFEITING	2			
1100	FRAUD	4			
1120	FRAUD - CREDIT CARDS	2	1		
1130	FRAUD - ALL OTHER (FLIM FLAM, CONFIDENCE	4			
1410	CRIMINAL MISCHIEF TO AUTOMOBILES	20			
1420	CRIMINAL MISCHIEF TO PRIVATE BUILDINGS	7		1	
1430	CRIMINAL MISCHIEF - PUBLIC BUILDINGS	0	1		
1440	CRIMINAL MISCHIEF - ALL OTHER	2			
1450	ALL OTHER VANDALISM(GRAFFITI)	1			
1500	WEAPONS-CARRYING,POSSESSING,ETC.	1	1		
1532	WEAPONS - POSSESSION - KNIFE	1			
1700	SEX OFFENSES (EXCEPT RAPE & PROSTITUTION	1			
1811	NARCOTICS-SALE-MORPHINE,HEROIN,COCAINE	32			
1813	DRUGS-SALE/MFG-SYNTHETIC NARCOTICS	4			
1831	NARCOTICS-POSSESSION-MORP,HEROIN,COCAIN	5	2		

Calls for Service - by UCR Code

Incidents Reported Between 10/01/2017 and 10/31/2017

All Municipalities



Code	Description	Primary Count	Secondary UCR Count		
			Code 2	Code 3	Code 4
1832	NARCOTICS-POSSESSION-MARIJUANA,ETC.	8	1	1	
1833	NARCOTICS-POSSESSION-SYNTHETIC NARCOTIC	2	1		
1834	NARCOTICS-POSSESSION-OTHER DANGEROUS	5	1	1	
1841	NARCOTICS-USE-MORPHINE, HEROIN,CODIENEC	1			
2000	OFFENSES AGAINST FAMILY & CHILDREN	1			
2001	CHILD LINE REPORTS	12	1		
2020	OFFENSES AGAINST FAMILY-CHILD ABUSE	2			
2110	DRIVING UNDER THE INFLUENCE-LIQUOR/DRUGS	2			
2111	DRIVING UNDER THE INFLUENCE - ALCOHOL	1	1		
2112	DRIVE UNDER INFLUENCE-ALCOHOL-IMPAIRED	3		1	
2211	LIQUOR LAW-UNDERAGE-PURCH,CONSMP,POSSES	1			
2300	PUBLIC DRUNKENNESS	28			
2400	DISORDERLY CONDUCT	10	1		
2410	HARASSMENT BY COMMUNICATION	11			
2430	DISORDERLY CONDUCT - DRUGS	0	2		
2450	HARASSMENT	25			
2600	ALL OTHER CRIMES CODE VIOLATIONS	3	1	1	1
2616	ALL OTHERS - CONTEMPT OF COURT (NON M.V)	2			
2639	ALL OTHERS - ILLEGAL DUMPING	5			
2640	ALL OTHER ORDINANCE VIOLATIONS	2			
2650	ALL OTHERS - PUBLIC NUISANCE	1			
2660	ALL OTHER OFFENSES - TRESPASSING	0		1	
2664	ALL OTHER OFFENSES - ALL OTHER (MISC.)	1			
2811	CURFEW LAW (JUVENILE) - MALE	1			
2910	LOST/MISSING PROPERTY	4			
2990	RUNAWAYS - (JUVENILE) - REPORTS	4			
3000	FOUND/RECOVERED PROPERTY	39	1		
3300	SUICIDES	1			
3310	ATTEMPTED SUICIDES	1			
3320	DOA	4			
3330	NALOXONE USE/OVERDOSE	4	1		
3400	MENTAL HEALTH	25	3		
3500	SUSPICIOUS PERSONS,AUTOS,CIRCUMSTANCES	236			
3600	DISTURBANCES-DOMESTIC	115	45	4	2
3610	DISTURBANCES-JUVENILE	15			
3620	DISTURBANCES-OTHER (FIGHTS,DISPUTES,ETC)	121			
3630	LOUD MUSIC DISTURBANCE	16			
3640	ANIMAL COMPLAINTS-BARKING DOGS(FOUNDED)	4			
3800	SERVICE CALL-MISCELLANEOUS	94			
3810	SERVICE CALL-ALARMS-UNFOUNDED-EXCPT FIRE	62			
3840	FIRES (INCLUDING ALARMS-FOUNDED/UNFOUND)	15			
3870	MEDICAL EMERGENCY	191	4		
3900	TRAFFIC & PARKING PROBLEMS	121			
4005	NON CRIMINAL-POLICE INJURY-ON DUTY	1			
4014	NON-CRIMINAL-INVESTIGATE OPEN DOOR,ETC.	7			
4026	NON-CRIMINAL-WIRES AND POLES DOWN	1			
4027	911 HANGUPS-UNFOUNDED	29			
4028	NON-CRIMINAL-OTHER INVESTIGATIONS	82			

Calls for Service - by UCR Code

Incidents Reported Between 10/01/2017 and 10/31/2017

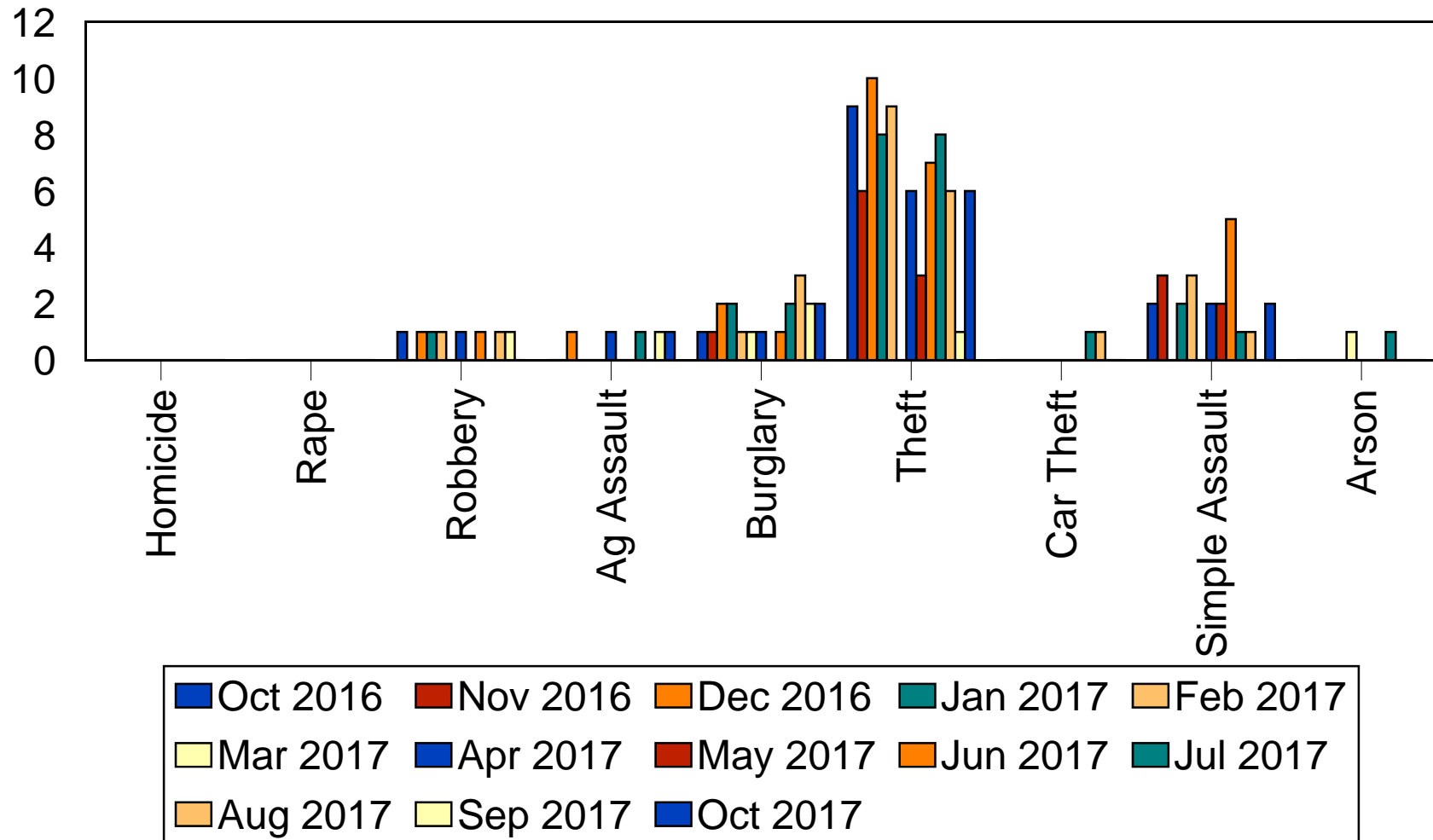
All Municipalities



Code	Description	Primary Count	Secondary UCR Count		
			Code 2	Code 3	Code 4
4029	GUNSHOTS	1			
5008	LOST & FOUND - LOST ARTICLES	1			
5016	LOST & FOUND - MISSING ADULT MALES	1			
5100	JUVENILE	49			
5105	INFORMATION	7			
5502	ANIMAL COMPLAINTS - BARKING DOGS(UNF)	4			
5504	ANIMAL COMPLAINTS - DOG BITES	3			
5506	ANIMAL COMPLAINTS - STRAY ANIMALS	39			
5510	ANIMAL COMPLAINTS - OTHER	24			
5590	ANIMAL COMPLAINTS - REPORTS	4			
6001	TRAFFIC ACCIDENT-HIT AND RUN-INJURY	3			
6004	TRAFFIC ACC. INVOLVING PROPERTY DAMAGE	8			
6005	TRAFFIC ACCIDENT- HIT AND RUN	23			
6006	TRAFFIC ACCIDENT INVOLVING INJURY	11			
6007	TRAFFIC ACCIDENT-PEDESTRIAN	1			
6008	ACCIDENT INVOLVING NONINJURY	38			
6350	TRAFFIC ENFORCEMENT-PATROL	6			
6602	TRAFFIC RELATED -IMPOUNDED,ABANDON M.V.	29			
6605	TRAFFIC RELATED-UNFOUND ACCIDENT	5			
6607	TRAFFIC RELATED-SCHOOL CROSSING	1			
6610	TRAFFIC RELATED - MOTORIST AID	5			
6613	TRAFFIC RELATED-SEIZED REG OR LICENSE	6			
7002	BUILDING CHECKS - OFFICER INITIATED	111			
7003	BUILDING CHECK BUSINESS	35			
7006	PUBLIC SERVICES - LOCK OUT	4			
7012	PUBLIC SERVICES - BANK ESCORTS, ETC.	4			
7502	ASSIST OTHER AGENCIES - FIRE DEPT.	29			
7504	ASSIST OTHER AGENCIES - OTHER POLICE	34			
7506	ASSISTING OTHER AGENCIES - ALL OTHERS	5	1		
7508	ASSIST POTTSTOWN POLICE	13			
7510	LIVE SCAN	11			
8010	WARRANTS - LOCAL - CRIMINAL	1			
8110	WARRANTS - MONTGOMERY COUNTY BENCH	13	2		
8114	WARRANTS - OTHER AUTHORITY-OTHER WARRANT	10	3	1	
8504	DEPARTMENTAL SERVICES - JAIL DUTY	59			
8518	DEPARTMENTAL SERVICES - RECORD CHECKS	1			
9010	ADMINISTRATION - IN-SERVICE TRAINING	1			
9100	CARD STRUCK WHEN NOT NEEDED	24			
CITT	TRAFFIC CITATION	289			
	Total Calls	2,421			

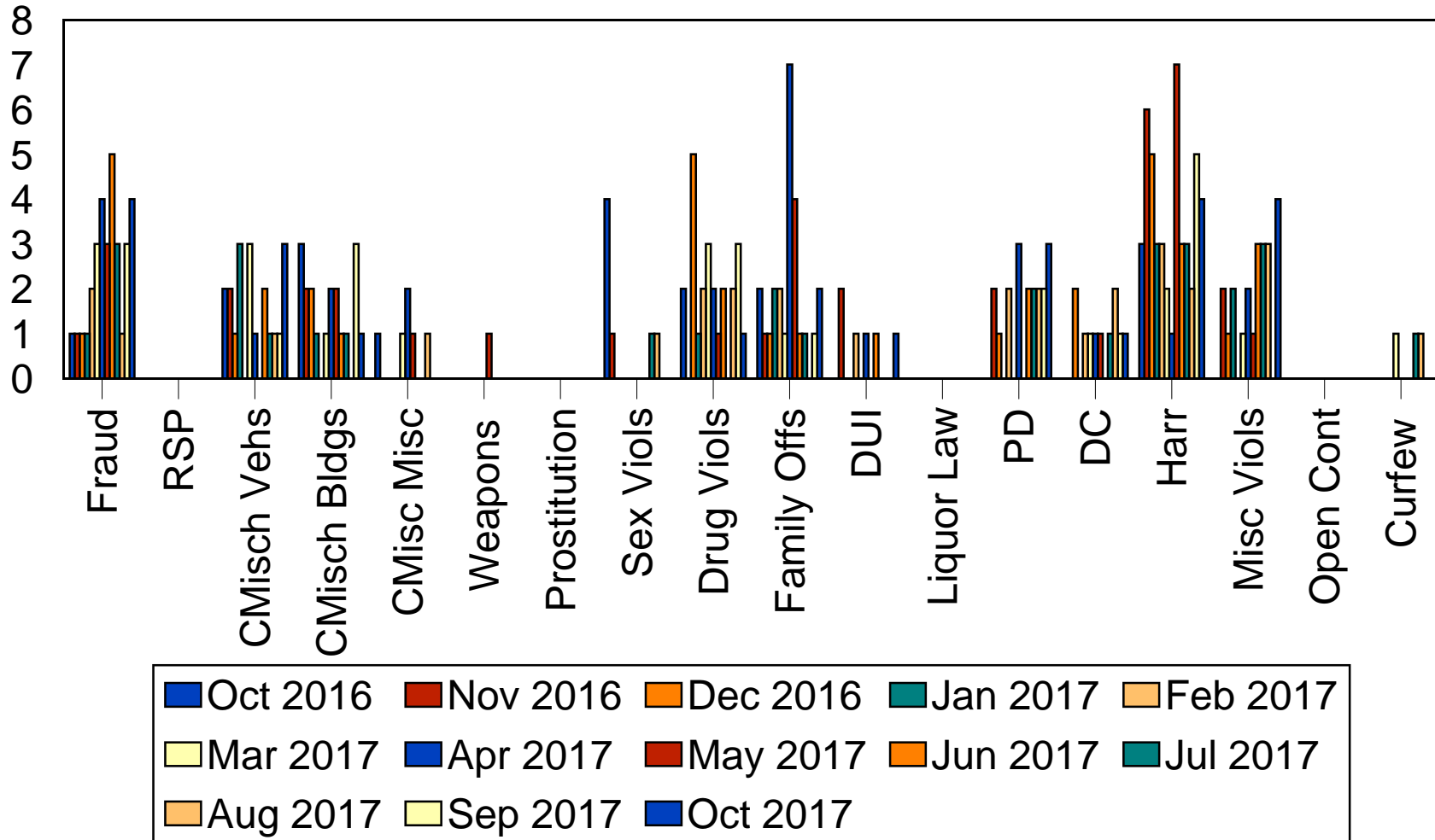
Ward 4

Part 1 Crimes - 12 Month Comparison



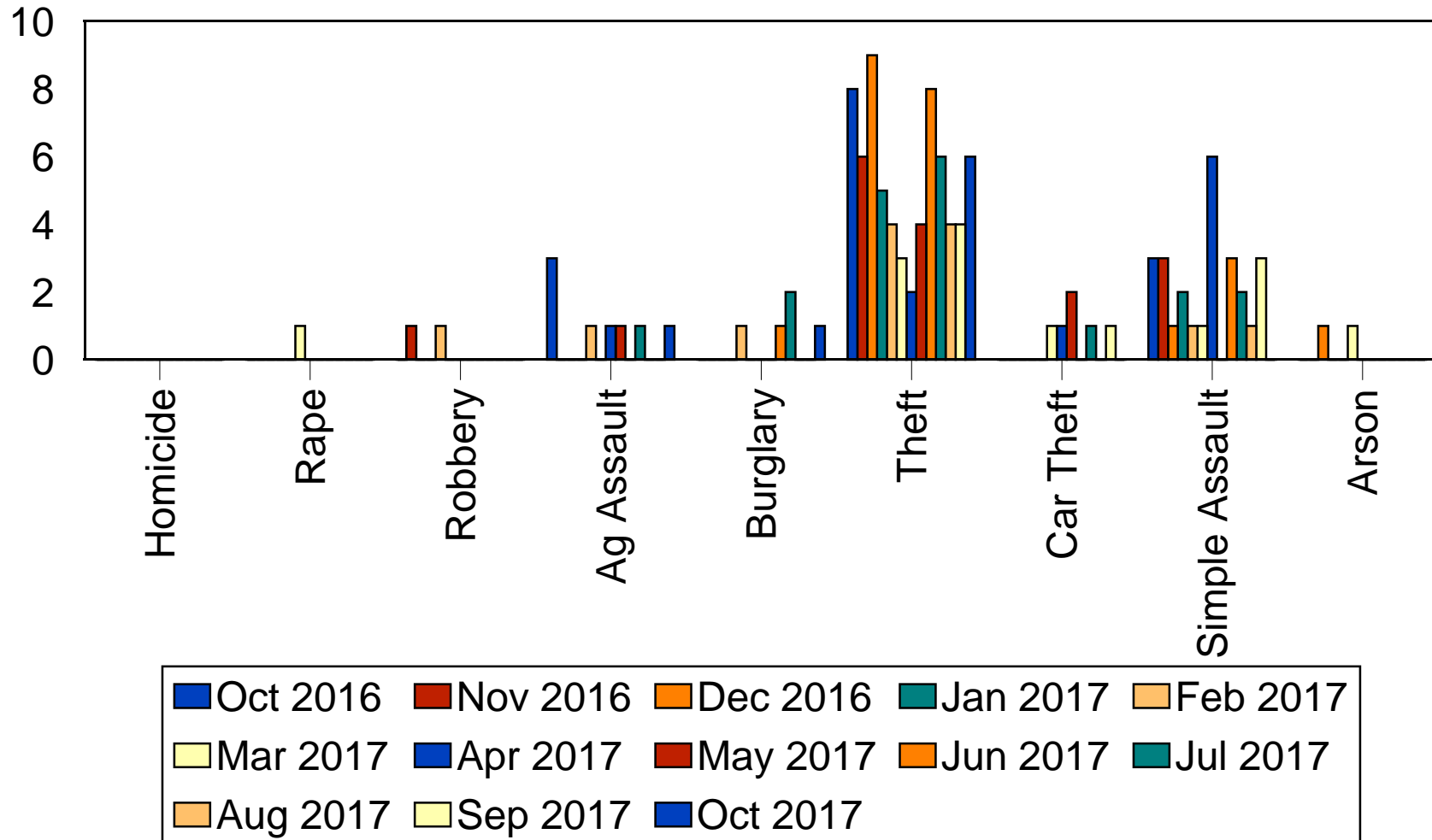
Ward 4

Part 2 Crimes - 12 Month Comparison



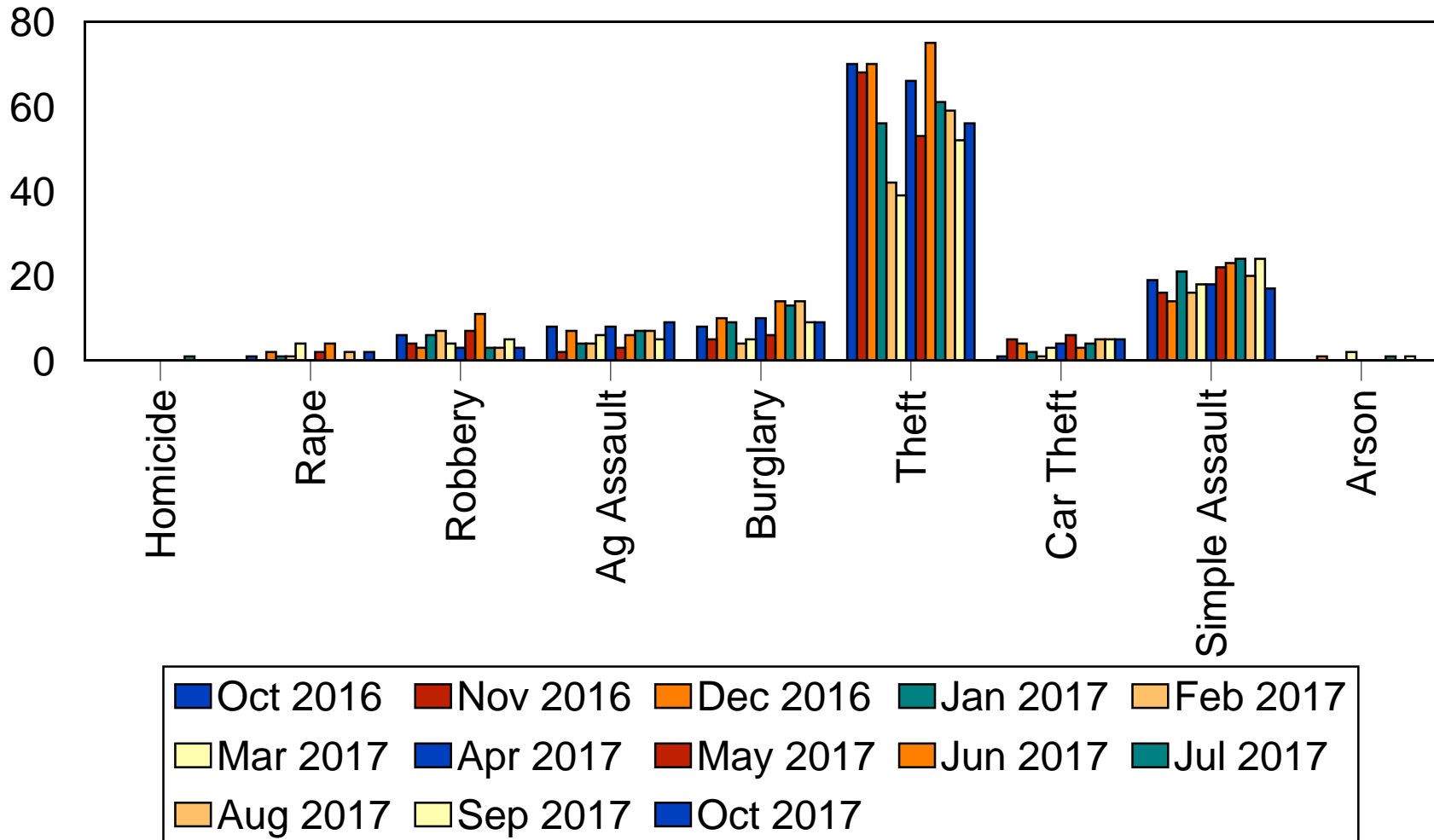
Ward 5

Part 1 Crimes - 12 Month Comparison



Borough of Pottstown

Part 1 Crimes - 12 Month Comparison



Borough of Pottstown

Part 2 Crimes - 12 Month Comparison

