

**POTTSTOWN POLICE DEPARTMENT  
MEMORANDUM**

DATE: September 20, 2017

TO: BOROUGH COUNCIL

FROM: Chuck Bleile  
Department Administrative Manager

REF: Monthly Report for August 2017

During August 2017 the Pottstown Police Department answered 2,124 calls for service. Of these calls 2,119 occurred in the Borough.

During the month we averaged 68.52 calls per day or 34.26 calls per 12 hour shift. For the year we have answered 16,551 calls. The daily average for the year is 68.11 calls per day or 34.06 calls per 12 hour shift.

During August 2016 we answered 2,192 calls. We answered 68 fewer calls this month than last August. This is a decrease of 3.1% from last year. For the year we have answered 16 more calls than this time in 2016. This is an increase of .1%.

Cc Borough Manager  
Assistant Borough Manager  
Mayor  
Capt  
Chief  
All Personnel

MONTHLY REPORT TO COUNCIL  
POLICE ACTIVITY BY WARD

AUG 2017

TYPE OF CALL ANSWERED		WARD						BORO	
CODE	ACTIVITY	1	2	3	4	5	6	7	TOTAL
0100	MURDER -MANSLAUGHTER	0	0	0	0	0	0	0	0
0200	FORCIBLE RAPE	0	1	0	0	0	0	1	2
0300	ROBBERY	1	0	0	1	0	0	1	3
0400	AGGRAVATED ASSAULT	1	2	2	0	0	2	0	7
0500	BURGLARY	4	2	2	3	0	2	1	14
0600	THEFT	15	10	15	6	4	3	6	59
0700	MOTOR VEHICLE THEFT	2	1	1	1	0	0	0	5
0450	ASSAULTS OTHER	6	2	8	1	1	2	0	20
0900	ARSON	0	0	0	0	0	0	0	0
1100	FRAUD	5	4	8	1	0	3	2	23
1300	REC STOLEN PROPERTY	0	0	0	0	0	0	0	0
1410	CRIMINAL MISCHIEF VEHICLES	2	0	3	1	2	3	0	11
1420	CRIMINAL MISCHIEF BUILDINGS	1	0	2	0	2	1	1	7
1440	CRIMINAL MISCHIEF ALL OTHERS	1	1	0	1	0	0	0	3
1500	WEAPONS VIOLATIONS	0	0	0	0	0	0	0	0
1600	PROSTITUTION	0	0	0	0	0	0	0	0
1700	SEX OFFENSES	0	0	0	1	0	1	1	3
1800	NARCOTICS VIOLATIONS	20	21	10	2	0	6	1	60
2000	OFFENSES AGAINST FAMILY	2	4	3	0	3	1	0	13
2100	DUI	1	1	1	0	0	0	0	3
2200	LIQUOR LAW VIOLATIONS	0	0	0	0	0	0	0	0
2300	PUBLIC DRUNKENESS	5	12	3	2	0	5	3	30
2400	DISORDERLY CONDUCT	6	5	4	2	1	3	0	21
2450	HARASSMENT	4	7	8	2	1	5	1	28
2600	ALL OTHER VIOLATIONS	7	4	0	3	3	3	0	20
2691	OPEN CONTAINER VIOLATIONS	0	0	0	0	0	0	0	0
2800	CURFEW VIOLATIONS	0	0	0	1	0	0	0	1
2900	RUNAWAYS	0	0	0	0	3	0	0	3
3600	DOMESTIC DISTURBANCES	30	24	29	13	7	6	5	114
3610	OTHER DISTURBANCES	49	37	35	16	7	25	6	175
3810	FALSE ALARMS	14	6	24	9	2	12	8	75
3900	TRAFFIC AND PARKING PROBLEMS	18	22	27	21	10	13	3	114
6001	HIT AND RUN INJURY	1	2	0	0	0	2	0	5
6002	DEATH	0	0	0	0	0	0	0	0
6004	PROPERTY DAMAGE	0	1	1	1	0	1	2	6
6005	HIT AND RUN	3	3	3	0	1	0	0	10
6006	INJURY	0	5	5	0	1	0	2	13
6007	PEDESTRIAN	0	1	0	0	0	0	0	1
6008	NONINJURY	6	7	17	2	0	6	3	41
6010	OTHERS	0	0	0	0	0	0	0	0
6602	ABANDONED VEHICLES	9	6	5	2	2	6	1	31
8000	WARRANTS SERVED	5	4	9	2	0	3	0	23
MISC	ALL OTHER CALLS	207	395	264	86	69	107	47	1175
		425	590	489	180	119	221	95	2119
	TOTAL 2016	417	570	518	231	99	246	97	2178
	INCREASE OR DECREASE FROM 2016	8	20	-29	-51	20	-25	-2	-59
	PERCENT INCREASE OR DECREASE	2%	4%	-6%	-22%	20%	-10%	-2%	-3%
<b>TRAFFIC CITATIONS</b>									
	SPEEDING	0	0	47	0	0	13	0	60
	ALL OTHER MOVING VIOLATIONS	37	49	87	14	20	18	8	233

**Calls for Service - by UCR Code**

Incidents Reported Between 08/01/2017 and 08/31/2017

All Municipalities

Code	Description	Primary Count	Secondary UCR Count		
			Code 2	Code 3	Code 4
0200	RAPE	1			
0293	FORCIBLE FONDLING	1			
0316	ARMED - FIREARM - RESIDENCE	1			
0341	STRONG ARM - HIGHWAY	2			
0410	ASSAULT - FIREARM	1			
0411	ASSAULT-KNIFE OR CUTTING INSTRUMENT	1			
0420	ASSAULT - KNIFE OR CUTTING INST	1			
0440	ASSAULT - ATROCIOUS- HANDS,FISTS,FEET	4			
0450	OTHER ASSAULTS - NOT AGGRAVATED	20			
0511	BURGLARY-FORCED ENTRY-RESIDENCE-NIGHT	1			
0512	BURGLARY-FORCED ENTRY-RESIDENCE-DAY	3			
0513	BURGLARY-FORCED ENTRY-RESIDNTL-TIME UNKN	1			
0514	BURGLARY-FORCE ENTRY-NON-RESID-NIGHT	5			
0521	UNLAWFUL ENTRY-NO FORCE-RESIDENCE-NIGHT	1			
0532	ATTEMPT FORCIBLE ENTRY-RESIDENCE-DAY	1			
0534	ATTEMPTED FORCIBLE ENTRY-NONRES.-NIGHT	2			
0613	THEFT-\$200 & OVER-RETAIL THEFT	1			
0614	THEFT-\$200 & OVER-FROM AUTO (EXCPT 0615)	7			
0616	THEFT-\$200 & OVER-BICYCLES	2			
0617	THEFT-\$200 & OVER-FROM BUILDINGS	6			
0619	THEFT-\$200 & OVER-ALL OTHER	2			
0623	THEFT-\$50 TO \$200-RETAIL THEFT	1			
0624	THEFT-\$50 TO \$200-FROM AUTO (EXCPT 0625)	5			
0626	THEFT-\$50 TO \$200-BICYCLES	2			
0627	THEFT-\$50 TO \$200-FROM BUILDINGS	9			
0629	THEFT-\$50 TO \$200-ALL OTHER	6			
0633	THEFT-UNDER \$50-RETAIL THEFT	3			
0634	THEFT-UNDER \$50-FROM AUTO (EXCEPT 0635)	5			
0635	THEFT-UNDER \$50-AUTO PARTS & ACCESSORIES	1			
0636	THEFT - UNDER \$50 - BICYCLES	3			
0637	THEFT - UNDER \$50 - FROM BUILDINGS	2			
0639	THEFT-UNDER \$50-ALL OTHER	3			
0644	THEFT-ATTEMPTED-FROM AUTO (EXCEPT 0645)	1			
0710	MOTOR VEHICLE THEFT-AUTO	1			
0712	M.V. THEFT - STREET - RESIDENTIAL AREA	3			
0730	MOTOR VEHICLE THEFT-ALL OTHER	1			
1020	COUNTERFEITING	3			
1100	FRAUD	9			
1120	FRAUD - CREDIT CARDS	8			
1130	FRAUD - ALL OTHER (FLIM FLAM, CONFIDENCE	3			
1410	CRIMINAL MISCHIEF TO AUTOMOBILES	11			
1420	CRIMINAL MISCHIEF TO PRIVATE BUILDINGS	6			
1430	CRIMINAL MISCHIEF - PUBLIC BUILDINGS	1			
1440	CRIMINAL MISCHIEF - ALL OTHER	2			
1450	ALL OTHER VANDALISM(GRAFFITI)	1			
1700	SEX OFFENSES (EXCEPT RAPE & PROSTITUTION	3			
1811	NARCOTICS-SALE-MORPHINE,HEROIN,COCAINE	18	1		
1812	NARCOTICS-SALE-MARIJUANA, HASHISH, ETC.	1			

**Calls for Service - by UCR Code**

Incidents Reported Between 08/01/2017 and 08/31/2017

## All Municipalities

Code	Description	Primary Count	Secondary UCR Count		
			Code 2	Code 3	Code 4
1813	DRUGS-SALE/MFG-SYNTHETIC NARCOTICS	9	1		
1831	NARCOTICS-POSSESSION-MORP,HEROIN,COCAIN	9			
1832	NARCOTICS-POSSESSION-MARIJUANA,ETC.	6	2	1	
1833	NARCOTICS-POSSESSION-SYNTHETIC NARCOTIC	6			
1834	NARCOTICS-POSSESSION-OTHER DANGEROUS	11			
2000	OFFENSES AGAINST FAMILY & CHILDREN	0	2		
2001	CHILD LINE REPORTS	13			
2110	DRIVING UNDER THE INFLUENCE-LIQUOR/DRUGS	1			
2111	DRIVING UNDER THE INFLUENCE - ALCOHOL	2	1		
2300	PUBLIC DRUNKENNESS	30	1		
2400	DISORDERLY CONDUCT	17	1		
2410	HARASSMENT BY COMMUNICATION	8			
2430	DISORDERLY CONDUCT - DRUGS	1			
2440	DISORDERLY CONDUCT-DISTURBING THE PEACE	3			
2450	HARASSMENT	20			
2600	ALL OTHER CRIMES CODE VIOLATIONS	1	2		
2616	ALL OTHERS - CONTEMPT OF COURT (NON M.V)	4			
2626	ALL OTHER OFFENSES - FALSE FIRE ALARM	1			
2639	ALL OTHERS - ILLEGAL DUMPING	4			
2640	ALL OTHER ORDINANCE VIOLATIONS	2			
2650	ALL OTHERS - PUBLIC NUISANCE	6			
2660	ALL OTHER OFFENSES - TRESPASSING	1	3		
2664	ALL OTHER OFFENSES - ALL OTHER (MISC.)	1			
2811	CURFEW LAW (JUVENILE) - MALE	1			
2990	RUNAWAYS - (JUVENILE) - REPORTS	3			
3000	FOUND/RECOVERED PROPERTY	45	1	1	
3300	SUICIDES	1			
3320	DOA	7			
3330	NALOXONE USE/OVERDOSE	5	1		
3400	MENTAL HEALTH	24	2		
3500	SUSPICIOUS PERSONS,AUTOS,CIRCUMSTANCES	254			
3600	DISTURBANCES-DOMESTIC	114	44	1	
3610	DISTURBANCES-JUVENILE	9	1		
3620	DISTURBANCES-OTHER (FIGHTS,DISPUTES,ETC)	157			
3630	LOUD MUSIC DISTURBANCE	7			
3640	ANIMAL COMPLAINTS-BARKING DOGS(FOUNDED)	2			
3800	SERVICE CALL-MISCELLANEOUS	96			
3810	SERVICE CALL-ALARMS-UNFOUNDED-EXCPT FIRE	75			
3820	SERVICE CALL-ASSIST MOTORIST/DISABLE VEH	1			
3840	FIRES (INCLUDING ALARMS-FOUNDED/UNFOUND)	8			
3870	MEDICAL EMERGENCY	103	5		
3900	TRAFFIC & PARKING PROBLEMS	114			
4002	NON-CRIMINAL-ACCIDENT-HOME(NON-TRAFFIC)	2			
4010	NON-CRIMINAL-FIRES	1			
4012	NON-CRIMINAL - GAS LEAKS & EXPLOSIONS	1			
4014	NON-CRIMINAL-INVESTIGATE OPEN DOOR,ETC.	8			
4020	NON-CRIMINAL - SUSPICIOUS AUTO	2			
4024	NON-CRIMINAL - WATER LEAKS,MAINS, ETC.	1			

**Calls for Service - by UCR Code**

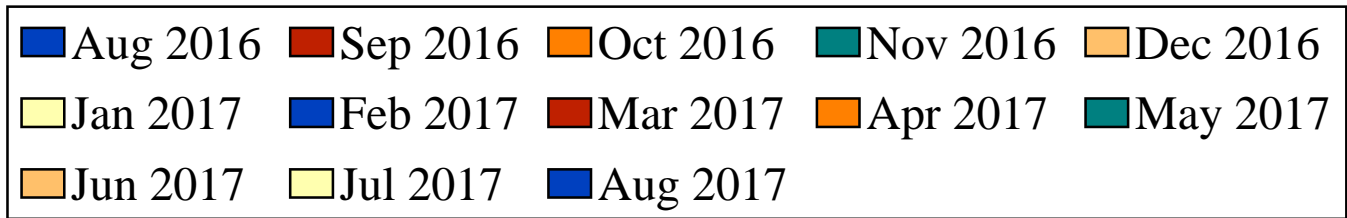
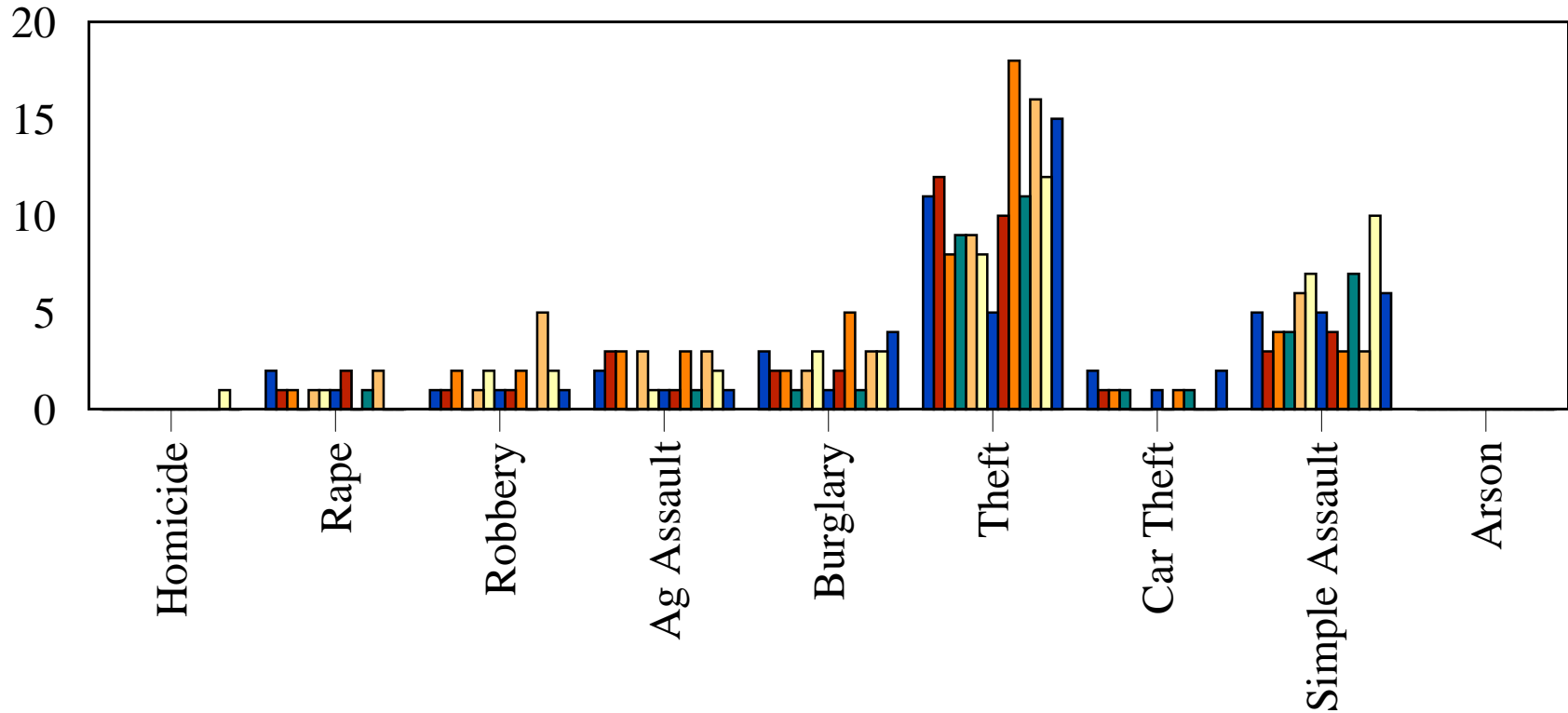
Incidents Reported Between 08/01/2017 and 08/31/2017

**All Municipalities**

Code	Description	Primary Count	Secondary UCR Count		
			Code 2	Code 3	Code 4
4026	NON-CRIMINAL-WIRES AND POLES DOWN	3			
4027	911 HANGUPS-UNFOUNDED	25			
4028	NON-CRIMINAL-OTHER INVESTIGATIONS	59			
4029	GUNSHOTS	1			
5006	LOST & FOUND - LOST ANIMAL	1			
5008	LOST & FOUND - LOST ARTICLES	4			
5016	LOST & FOUND - MISSING ADULT MALES	1			
5100	JUVENILE	25			
5105	INFORMATION	3			
5502	ANIMAL COMPLAINTS - BARKING DOGS(UNF)	5			
5504	ANIMAL COMPLAINTS - DOG BITES	4			
5506	ANIMAL COMPLAINTS - STRAY ANIMALS	20			
5508	ANIMAL COMPLAINTS - OTHER ANIMAL BITES	2			
5510	ANIMAL COMPLAINTS - OTHER	21			
5590	ANIMAL COMPLAINTS - REPORTS	7			
6001	TRAFFIC ACCIDENT-HIT AND RUN-INJURY	5			
6004	TRAFFIC ACC. INVOLVING PROPERTY DAMAGE	6			
6005	TRAFFIC ACCIDENT- HIT AND RUN	10			
6006	TRAFFIC ACCIDENT INVOLVING INJURY	13			
6007	TRAFFIC ACCIDENT-PEDESTRIAN	1			
6008	ACCIDENT INVOLVING NONINJURY	41			
6350	TRAFFIC ENFORCEMENT-PATROL	11			
6602	TRAFFIC RELATED -IMPOUNDED,ABANDON M.V.	31			
6605	TRAFFIC RELATED-UNFOUND ACCIDENT	7			
6608	TRAFFIC RELATED - ESCORTS	1			
6610	TRAFFIC RELATED - MOTORIST AID	4			
6613	TRAFFIC RELATED-SEIZED REG OR LICENSE	5			
7002	BUILDING CHECKS - OFFICER INITIATED	107			
7003	BUILDING CHECK BUSINESS	29			
7005	LIBRARY CHECK	3			
7006	PUBLIC SERVICES - LOCK OUT	2			
7012	PUBLIC SERVICES - BANK ESCORTS, ETC.	1			
7502	ASSIST OTHER AGENCIES - FIRE DEPT.	41			
7504	ASSIST OTHER AGENCIES - OTHER POLICE	75	1		
7506	ASSISTING OTHER AGENCIES - ALL OTHERS	21			
7508	ASSIST POTTSTOWN POLICE	14			
7510	LIVE SCAN	11			
8110	WARRANTS - MONTGOMERY COUNTY BENCH	14			
8114	WARRANTS - OTHER AUTHORITY-OTHER WARRANT	9			
8504	DEPARTMENTAL SERVICES - JAIL DUTY	56			
8506	DEPT. SERVICES - LICENSES & PERMITS	1			
9100	CARD STRUCK WHEN NOT NEEDED	51			
CITT	TRAFFIC CITATION	300			
<b>Total Calls</b>		<b>2,424</b>			

# Ward 1

## Part 1 Crimes - 12 Month Comparison



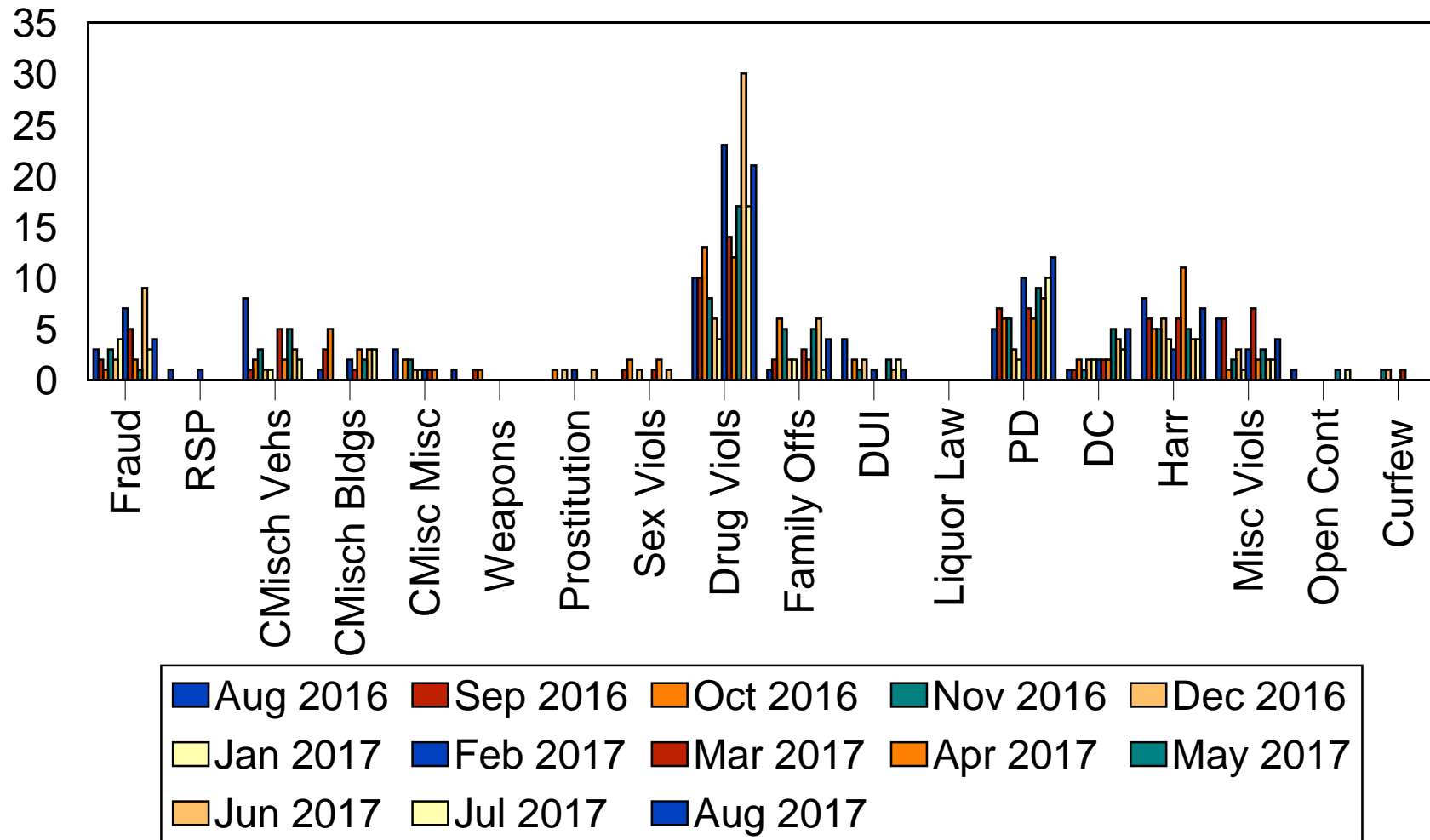






# Ward 2

## Part 2 Crimes - 12 Month Comparison





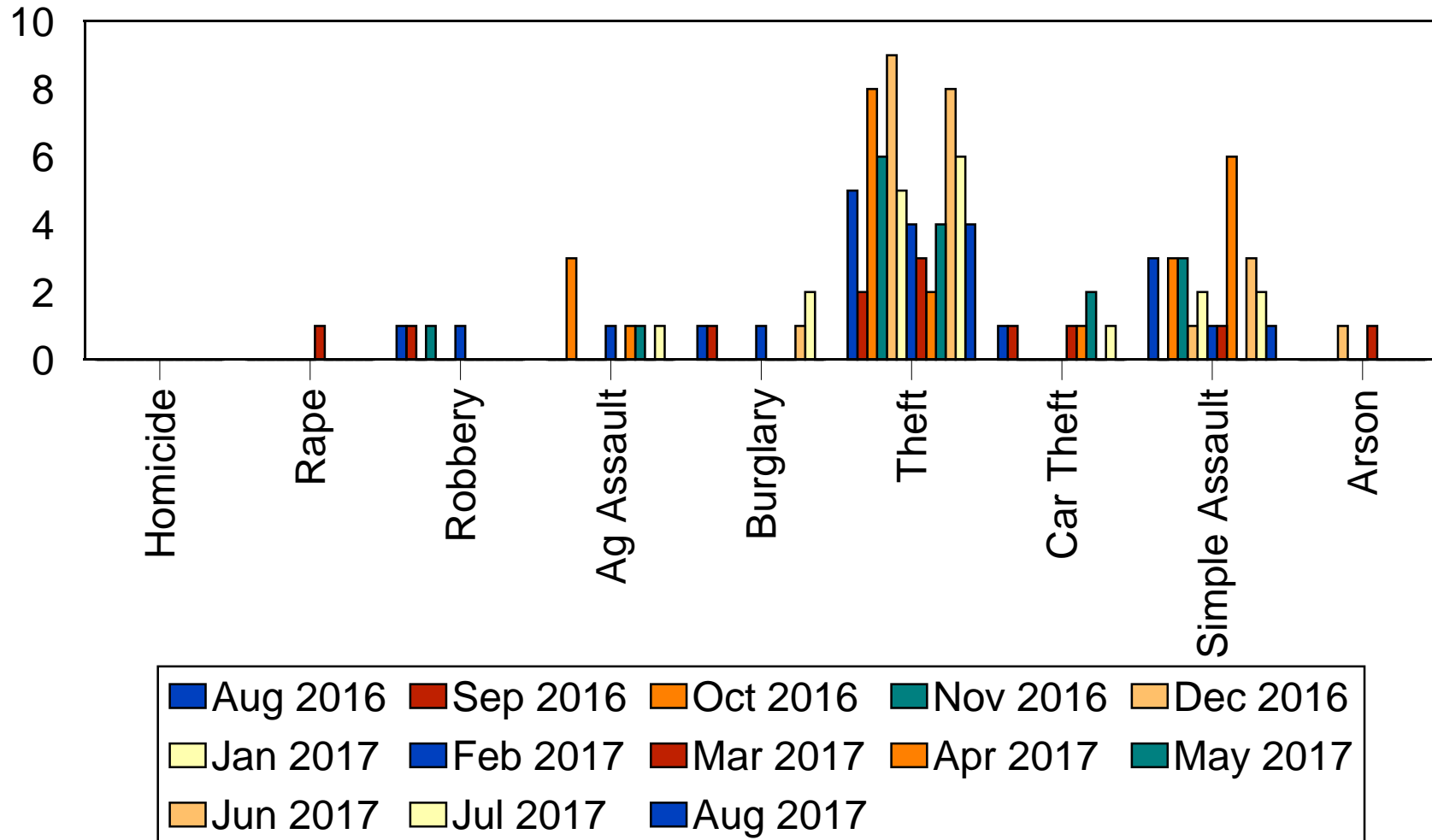






# Ward 5

## Part 1 Crimes - 12 Month Comparison









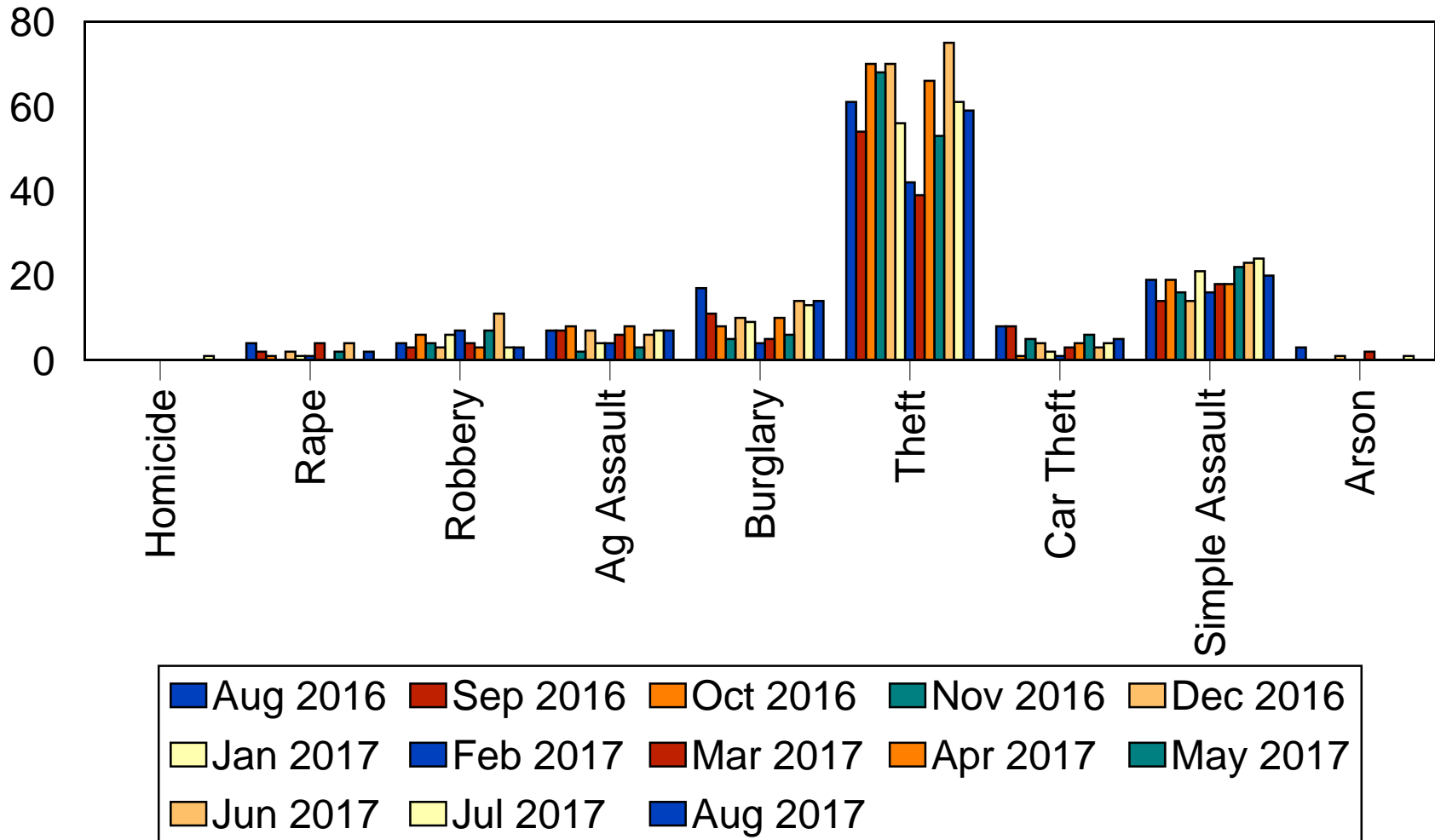






# Borough of Pottstown

## Part 1 Crimes - 12 Month Comparison



# Borough of Pottstown

## Part 2 Crimes - 12 Month Comparison

