

**POTTSTOWN POLICE DEPARTMENT
MEMORANDUM**

DATE: July 26, 2017

TO: BOROUGH COUNCIL

FROM: Chuck Bleile
Department Administrative Manager

REF: Monthly Report for June 2017

During June 2017 the Pottstown Police Department answered 2,321 calls for service. Of these calls 2,314 occurred in the Borough.

During the month we averaged 77.37 calls per day or 38.68 calls per 12 hour shift. For the year we have answered 12,260 calls. The daily average for the year is 67.73 calls per day or 33.87 calls per 12 hour shift.

During June 2017 we answered 2,132 calls. We answered 189 more calls this month than last June. This is an increase of 8.86% from last year. For the year we have answered 137 more calls than this time in 2016. This is an increase of 1.13%.

Cc Borough Manager
Assistant Borough Manager
Mayor
Capt
Chief
All Personnel

MONTHLY REPORT TO COUNCIL
POLICE ACTIVITY BY WARD

JUN 2017

TYPE OF CALL ANSWERED		WARD							BORO
CODE	ACTIVITY	1	2	3	4	5	6	7	TOTAL
0100	MURDER -MANSLAUGHTER	0	0	0	0	0	0	0	0
0200	FORCIBLE RAPE	2	0	2	0	0	0	0	4
0300	ROBBERY	5	0	3	1	0	2	0	11
0400	AGGRAVATED ASSAULT	3	0	0	0	0	2	1	6
0500	BURGLARY	3	5	3	1	1	0	1	14
0600	THEFT	16	14	24	7	8	2	4	75
0700	MOTOR VEHICLE THEFT	0	1	2	0	0	0	0	3
0450	ASSAULTS OTHER	3	3	5	5	3	3	1	23
0900	ARSON	0	0	0	0	0	0	0	0
1100	FRAUD	4	9	3	5	2	3	0	26
1300	REC STOLEN PROPERTY	0	0	0	0	0	0	0	0
1410	CRIMINAL MISCHIEF VEHICLES	2	3	4	2	2	1	1	15
1420	CRIMINAL MISCHIEF BUILDINGS	3	3	4	1	1	1	0	13
1440	CRIMINAL MISCHIEF ALL OTHERS	0	0	2	0	0	0	1	3
1500	WEAPONS VIOLATIONS	1	0	0	0	0	0	0	1
1600	PROSTITUTION	0	1	0	0	0	0	0	1
1700	SEX OFFENSES	0	1	3	0	0	0	0	4
1800	NARCOTICS VIOLATIONS	18	30	12	2	1	5	0	68
2000	OFFENSES AGAINST FAMILY	2	6	7	1	3	1	1	21
2100	DUI	1	1	2	1	0	1	1	7
2200	LIQUOR LAW VIOLATIONS	1	0	0	0	0	0	0	1
2300	PUBLIC DRUNKENESS	11	8	7	2	0	4	4	36
2400	DISORDERLY CONDUCT	2	4	3	0	2	1	0	12
2450	HARASSMENT	6	4	6	3	4	3	2	28
2600	ALL OTHER VIOLATIONS	15	2	4	3	1	2	1	28
2691	OPEN CONTAINER VIOLATIONS	0	0	1	0	0	0	0	1
2800	CURFEW VIOLATIONS	2	0	1	0	1	0	0	4
2900	RUNAWAYS	3	2	0	0	1	0	0	6
3600	DOMESTIC DISTURBANCES	25	24	26	14	7	11	5	112
3610	OTHER DISTURBANCES	78	49	42	16	10	25	8	228
3810	FALSE ALARMS	8	5	24	8	5	9	5	64
3900	TRAFFIC AND PARKING PROBLEMS	21	20	47	22	7	21	5	143
6001	HIT AND RUN INJURY	0	0	0	0	0	0	0	0
6002	DEATH	0	0	0	0	0	0	0	0
6004	PROPERTY DAMAGE	0	1	1	1	2	1	0	6
6005	HIT AND RUN	7	4	4	0	1	1	2	19
6006	INJURY	2	0	3	0	1	2	0	8
6007	PEDESTRIAN	0	0	0	1	0	0	0	1
6008	NONINJURY	2	5	12	2	2	8	4	35
6010	OTHERS	0	0	0	0	0	0	0	0
6602	ABANDONED VEHICLES	3	2	6	7	3	4	3	28
8000	WARRANTS SERVED	5	9	3	1	1	2	1	22
MISC	ALL OTHER CALLS	242	403	264	96	69	114	49	1237
		496	619	530	202	138	229	100	2314
	TOTAL 2016	433	544	519	191	125	210	116	2138
	INCREASE OR DECREASE FROM 2016	63	75	11	11	13	19	-16	176
	PERCENT INCREASE OR DECREASE	15%	14%	2%	6%	10%	9%	-14%	8%
	TRAFFIC CITATIONS								
	SPEEDING	0	0	17	0	0	1	1	19
	ALL OTHER MOVING VIOLATIONS	71	36	37	8	6	39	4	201

Calls for Service - by UCR Code



Incidents Reported Between 06/01/2017 and 06/30/2017

All Municipalities

Code	Description	Primary Count	Secondary UCR Count		
			Code 2	Code 3	Code 4
0200	RAPE	2			
0292	SEXUAL ASSAULT WITH AN OBJECT	1			
0293	FORCIBLE FONDLING	1			
0311	ROBBERY-ARMED-FIREARM-HIGHWAY	3			
0313	ARMED - FIREARM - COMMERCIAL HOUSE	1			
0314	ARMED - FIREARM - GAS SERVICE STATION	2			
0318	ARMED - FIREARM - MISC.	1			
0336	ARMED-OTHER WEAPON-RESIDENCE	1			
0341	STRONG ARM - HIGHWAY	1			
0345	STRONG ARM - CHAIN STORE	1			
0383	ATTEMPT-STRONG ARM-COMMERCIAL HOUSE	1			
0410	ASSAULT - FIREARM	2			
0411	ASSAULT-KNIFE OR CUTTING INSTRUMENT	1			
0440	ASSAULT - ATROCIOUS- HANDS,FISTS,FEET	3			
0450	OTHER ASSAULTS - NOT AGGRAVATED	23			
0511	BURGLARY-FORCED ENTRY-RESIDENCE-NIGHT	3	1		
0512	BURGLARY-FORCED ENTRY-RESIDENCE-DAY	2			
0514	BURGLARY-FORCE ENTRY-NON-RESID-NIGHT	4			
0523	UNLAWFUL ENTRY-NO FORCE-RESIDENCE-UNK.	1			
0524	UNLAWFUL ENTRY-NO FORCE-NONRES.-NIGHT	1			
0531	ATTEMPT FORCIBLE ENTRY-RESIDENCE-NIGHT	1			
0536	ATTEMPT FORCIBLE ENTRY-NONRES.-UNKNOWN	2			
0612	THEFT-\$200 & OVER-PURSE SNATCHING	1			
0613	THEFT-\$200 & OVER-RETAIL THEFT	5			
0614	THEFT-\$200 & OVER-FROM AUTO (EXCPT 0615)	7			
0617	THEFT-\$200 & OVER-FROM BUILDINGS	15			
0619	THEFT-\$200 & OVER-ALL OTHER	6	1		
0621	THEFT-\$50 TO \$200-POCKET PICKING	1			
0623	THEFT-\$50 TO \$200-RETAIL THEFT	3	1		
0624	THEFT-\$50 TO \$200-FROM AUTO (EXCPT 0625)	2			
0625	THEFT-\$50-\$200-AUTO PARTS & ACCESSORIES	1			
0626	THEFT-\$50 TO \$200-BICYCLES	4			
0627	THEFT-\$50 TO \$200-FROM BUILDINGS	9			
0629	THEFT-\$50 TO \$200-ALL OTHER	7			
0633	THEFT-UNDER \$50-RETAIL THEFT	4			
0634	THEFT-UNDER \$50-FROM AUTO (EXCEPT 0635)	4			
0635	THEFT-UNDER \$50-AUTO PARTS & ACCESSORIES	1			
0637	THEFT - UNDER \$50 - FROM BUILDINGS	2			
0639	THEFT-UNDER \$50-ALL OTHER	1			
0643	THEFT-ATTEMPTED-RETAIL THEFT	1			
0649	THEFT-ATTEMPTED-ALL OTHER	1			
0710	MOTOR VEHICLE THEFT-AUTO	2			
0713	M.V. THEFT - AUTOS - DRIVEWAY	1			
1010	FORGERY	0	1		
1020	COUNTERFEITING	1			
1100	FRAUD	11	1		
1110	FRAUD - BAD CHECKS	1			
1120	FRAUD - CREDIT CARDS	11			

Calls for Service - by UCR Code



Incidents Reported Between 06/01/2017 and 06/30/2017

All Municipalities

Code	Description	Primary Count	Secondary UCR Count		
			Code 2	Code 3	Code 4
1130	FRAUD - ALL OTHER (FLIM FLAM, CONFIDENCE	2			
1410	CRIMINAL MISCHIEF TO AUTOMOBILES	15			
1420	CRIMINAL MISCHIEF TO PRIVATE BUILDINGS	13			
1430	CRIMINAL MISCHIEF - PUBLIC BUILDINGS	0	1		
1440	CRIMINAL MISCHIEF - ALL OTHER	3			
1531	WEAPONS - POSSESSION - FIREARMS	1			
1610	PROSTITUTION	1			
1700	SEX OFFENSES (EXCEPT RAPE & PROSTITUTION	3			
1792	STATUTORY RAPE	1			
1811	NARCOTICS-SALE-MORPHINE,HEROIN,COCAINE	35			
1812	NARCOTICS-SALE-MARIJUANA, HASHISH, ETC.	3			
1813	DRUGS-SALE/MFG-SYNTHETIC NARCOTICS	3			
1831	NARCOTICS-POSSESSION-MORP,HEROIN,COCAIN	7	1		
1832	NARCOTICS-POSSESSION-MARIJUANA,ETC.	8			
1833	NARCOTICS-POSSESSION-SYNTHETIC NARCOTIC	4	1		
1834	NARCOTICS-POSSESSION-OTHER DANGEROUS	8	1		
2000	OFFENSES AGAINST FAMILY & CHILDREN	3	1		
2001	CHILD LINE REPORTS	17			
2020	OFFENSES AGAINST FAMILY-CHILD ABUSE	1			
2110	DRIVING UNDER THE INFLUENCE-LIQUOR/DRUGS	2			
2111	DRIVING UNDER THE INFLUENCE - ALCOHOL	5			
2211	LIQUOR LAW-UNDERAGE-PURCH,CONSM,POSSES	1			
2300	PUBLIC DRUNKENNESS	36			
2400	DISORDERLY CONDUCT	12	3		
2410	HARASSMENT BY COMMUNICATION	11			
2430	DISORDERLY CONDUCT - DRUGS	0	1		
2450	HARASSMENT	17		1	
2600	ALL OTHER CRIMES CODE VIOLATIONS	3	2	1	1
2616	ALL OTHERS - CONTEMPT OF COURT (NON M.V)	4			
2632	ALL OTHER OFFENSES - LITTERING	0	1		
2639	ALL OTHERS - ILLEGAL DUMPING	4			
2640	ALL OTHER ORDINANCE VIOLATIONS	3	1		
2648	ALL OTHERS-PORNOGRAPHY-POSSESS & SALE	2			
2650	ALL OTHERS - PUBLIC NUISANCE	5			
2660	ALL OTHER OFFENSES - TRESPASSING	6	3		
2664	ALL OTHER OFFENSES - ALL OTHER (MISC.)	1			
2691	OPEN CONTAINER ORDINANCE	1	1		
2811	CURFEW LAW (JUVENILE) - MALE	2			
2812	CURFEW LAW (JUVENILE) - FEMALE	2	1		
2910	LOST/MISSING PROPERTY	3			
2990	RUNAWAYS - (JUVENILE) - REPORTS	6			
3000	FOUND/RECOVERED PROPERTY	37			
3300	SUICIDES	1			
3320	DOA	9			
3330	NALOXONE USE/OVERDOSE	4			
3400	MENTAL HEALTH	22			
3500	SUSPICIOUS PERSONS,AUTOS,CIRCUMSTANCES	273	1		
3600	DISTURBANCES-DOMESTIC	112	28	1	

Calls for Service - by UCR Code



Incidents Reported Between 06/01/2017 and 06/30/2017

All Municipalities

Code	Description	Primary Count	Secondary UCR Count		
			Code 2	Code 3	Code 4
3610	DISTURBANCES-JUVENILE	21			
3620	DISTURBANCES-OTHER (FIGHTS,DISPUTES,ETC)	188	1		
3630	LOUD MUSIC DISTURBANCE	14			
3640	ANIMAL COMPLAINTS-BARKING DOGS(FOUNDED)	5			
3800	SERVICE CALL-MISCELLANEOUS	106			
3810	SERVICE CALL-ALARMS-UNFOUNDED-EXCPT FIRE	64			
3840	FIRES (INCLUDING ALARMS-FOUNDED/UNFOUND)	4			
3870	MEDICAL EMERGENCY	117	1		
3900	TRAFFIC & PARKING PROBLEMS	143			
4010	NON-CRIMINAL-FIRES	1			
4012	NON-CRIMINAL - GAS LEAKS & EXPLOSIONS	1			
4014	NON-CRIMINAL-INVESTIGATE OPEN DOOR,ETC.	4			
4020	NON-CRIMINAL - SUSPICIOUS AUTO	1			
4024	NON-CRIMINAL - WATER LEAKS,MAINS, ETC.	1			
4026	NON-CRIMINAL-WIRES AND POLES DOWN	4			
4027	911 HANGUPS-UNFOUNDED	22			
4028	NON-CRIMINAL-OTHER INVESTIGATIONS	83			
4029	GUNSHOTS	5			
5008	LOST & FOUND - LOST ARTICLES	1			
5010	LOST & FOUND - MISSING JUVENILE FEMALE	1			
5014	LOST & FOUND - MISSING ADULT FEMALES	1			
5100	JUVENILE	44			
5502	ANIMAL COMPLAINTS - BARKING DOGS(UNF)	3			
5504	ANIMAL COMPLAINTS - DOG BITES	3			
5506	ANIMAL COMPLAINTS - STRAY ANIMALS	31			
5510	ANIMAL COMPLAINTS - OTHER	26			
5590	ANIMAL COMPLAINTS - REPORTS	3			
6004	TRAFFIC ACC. INVOLVING PROPERTY DAMAGE	6			
6005	TRAFFIC ACCIDENT- HIT AND RUN	19			
6006	TRAFFIC ACCIDENT INVOLVING INJURY	8			
6007	TRAFFIC ACCIDENT-PEDESTRIAN	1			
6008	ACCIDENT INVOLVING NONINJURY	35			
6350	TRAFFIC ENFORCEMENT-PATROL	6			
6602	TRAFFIC RELATED -IMPOUNDED,ABANDON M.V.	28			
6605	TRAFFIC RELATED-UNFOUND ACCIDENT	9			
6610	TRAFFIC RELATED - MOTORIST AID	6			
6613	TRAFFIC RELATED-SEIZED REG OR LICENSE	6	1		
7002	BUILDING CHECKS - OFFICER INITIATED	114			
7003	BUILDING CHECK BUSINESS	30			
7005	LIBRARY CHECK	1			
7006	PUBLIC SERVICES - LOCK OUT	2			
7012	PUBLIC SERVICES - BANK ESCORTS, ETC.	1			
7502	ASSIST OTHER AGENCIES - FIRE DEPT.	40			
7504	ASSIST OTHER AGENCIES - OTHER POLICE	63	2		
7506	ASSISTING OTHER AGENCIES - ALL OTHERS	6			
7508	ASSIST POTTSTOWN POLICE	23			
7510	LIVE SCAN	16			
8010	WARRANTS - LOCAL - CRIMINAL	1	1		

Calls for Service - by UCR Code



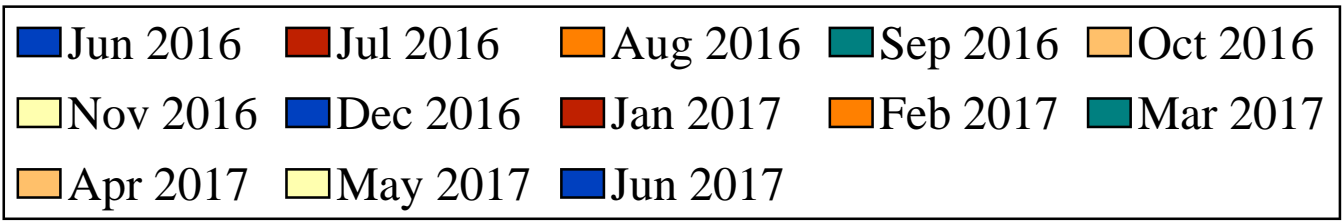
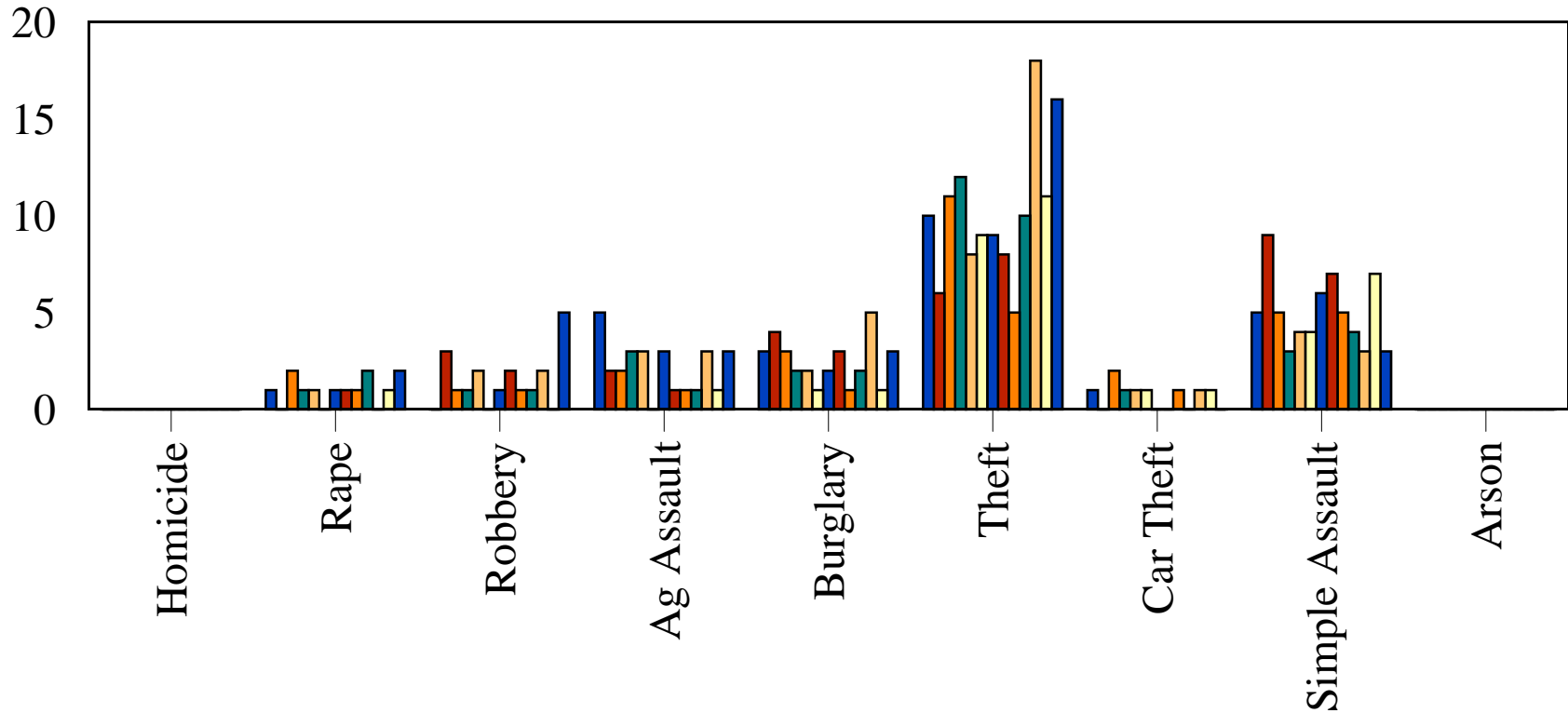
Incidents Reported Between 06/01/2017 and 06/30/2017

All Municipalities

Code	Description	Primary Count	Secondary UCR Count		
			Code 2	Code 3	Code 4
8110	WARRANTS - MONTGOMERY COUNTY BENCH	9	2	1	
8114	WARRANTS - OTHER AUTHORITY-OTHER WARRANT	12	1		
8502	DEPARTMENTAL SERVICES - FINGERPRINTING	1			
8504	DEPARTMENTAL SERVICES - JAIL DUTY	61			
8518	DEPARTMENTAL SERVICES - RECORD CHECKS	1			
9100	CARD STRUCK WHEN NOT NEEDED	47			
CITT	TRAFFIC CITATION	308			
Total Calls		2,629			

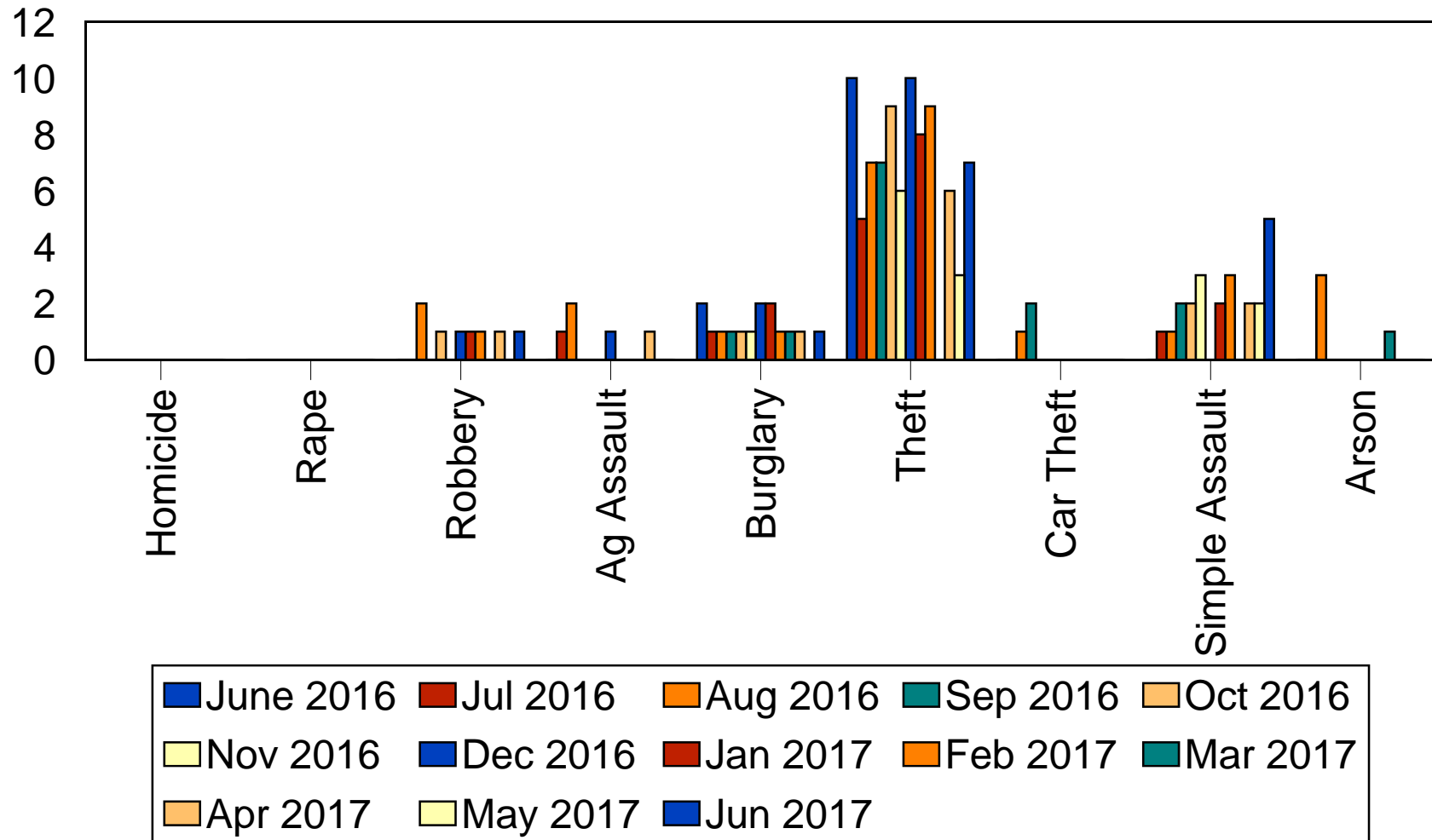
Ward 1

Part 1 Crimes - 12 Month Comparison



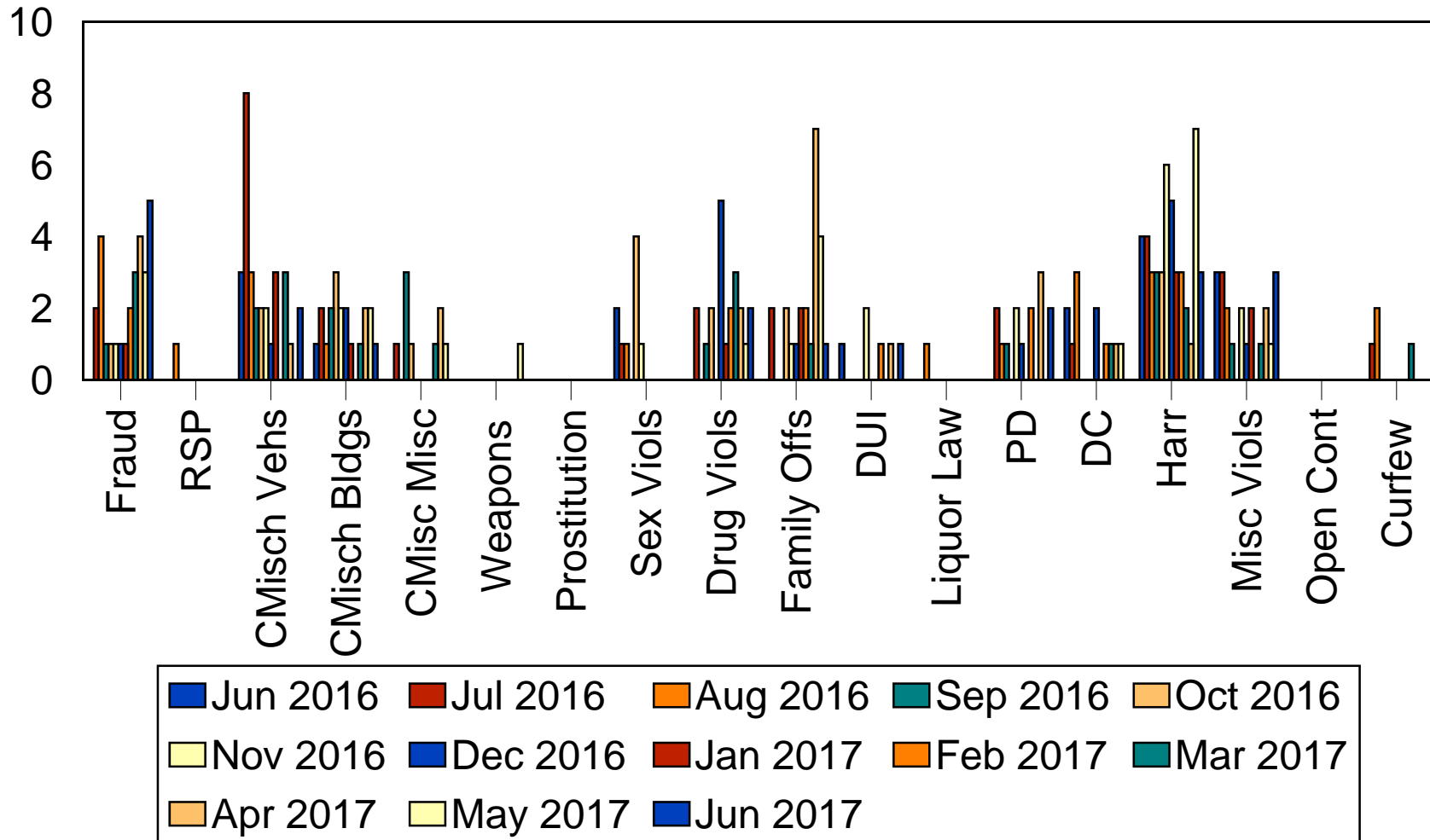
Ward 4

Part 1 Crimes - 12 Month Comparison



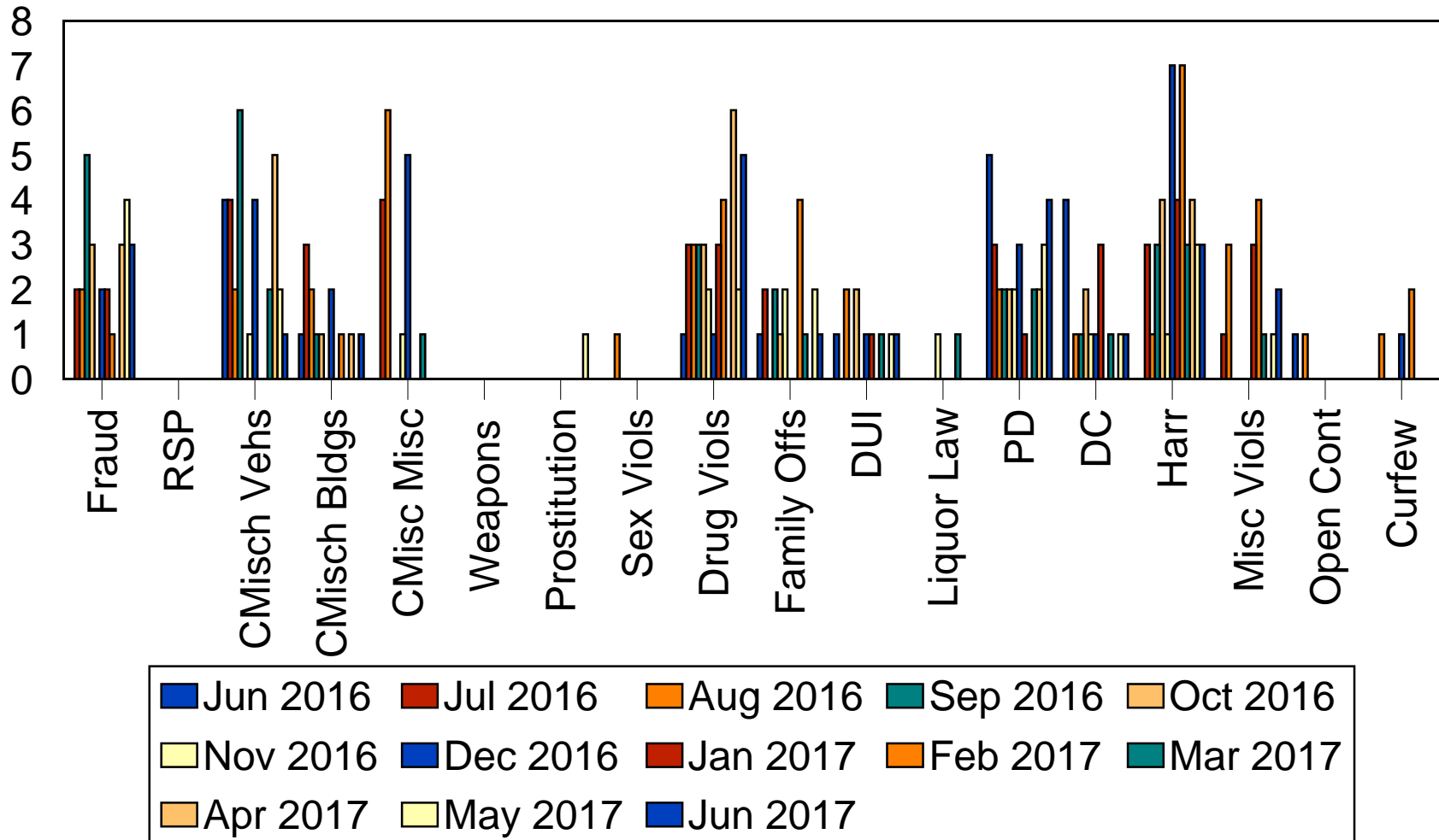
Ward 4

Part 2 Crimes - 12 Month Comparison



Ward 6

Part 2 Crimes - 12 Month Comparison



Ward 7

Part 2 Crimes - 12 Month Comparison

