

**POTTSTOWN POLICE DEPARTMENT  
MEMORANDUM**

DATE: June 30, 2017

TO: BOROUGH COUNCIL

FROM: Chuck Bleile  
Department Administrative Manager

REF: Monthly Report for May 2017

During May 2017 the Pottstown Police Department answered 2,210 calls for service. Of these calls 2,199 occurred in the Borough.

During the month we averaged 71.29 calls per day or 35.65 calls per 12 hour shift. For the year we have answered 9,939 calls. The daily average for the year is 65.82 calls per day or 32.91 calls per 12 hour shift.

During May 2016 we answered 2,154 calls. We answered 56 more calls this month than last May. This is an increase of 2.6% from last year. For the year we have answered 52 fewer calls than this time in 2016. This is a decrease of .52%.

Cc Borough Manager  
Assistant Borough Manager  
Mayor  
Capt  
Chief  
All Personnel

MONTHLY REPORT TO COUNCIL  
POLICE ACTIVITY BY WARD

MAY 2017

TYPE OF CALL ANSWERED		WARD							BORO
CODE	ACTIVITY	1	2	3	4	5	6	7	TOTAL
0100	MURDER -MANSLAUGHTER	0	0	0	0	0	0	0	0
0200	FORCIBLE RAPE	1	1	0	0	0	0	0	2
0300	ROBBERY	0	1	4	0	0	2	0	7
0400	AGGRAVATED ASSAULT	1	0	0	0	1	0	1	3
0500	BURGLARY	1	3	1	0	0	1	0	6
0600	THEFT	11	11	15	3	4	5	4	53
0700	MOTOR VEHICLE THEFT	1	3	0	0	2	0	0	6
0450	ASSAULTS OTHER	7	7	3	2	0	2	1	22
0900	ARSON	0	0	0	0	0	0	0	0
1100	FRAUD	3	1	10	3	1	4	1	23
1300	REC STOLEN PROPERTY	0	0	0	0	0	0	0	0
1410	CRIMINAL MISCHIEF VEHICLES	6	5	3	0	0	2	1	17
1420	CRIMINAL MISCHIEF BUILDINGS	0	2	1	2	0	0	0	5
1440	CRIMINAL MISCHIEF ALL OTHERS	4	0	2	1	1	0	2	10
1500	WEAPONS VIOLATIONS	0	0	0	1	0	0	0	1
1600	PROSTITUTION	1	0	1	0	0	1	0	3
1700	SEX OFFENSES	2	0	2	0	0	0	1	5
1800	NARCOTICS VIOLATIONS	15	17	21	1	1	2	2	59
2000	OFFENSES AGAINST FAMILY	3	5	6	4	0	2	4	24
2100	DUI	3	2	2	0	0	1	1	9
2200	LIQUOR LAW VIOLATIONS	1	0	0	0	0	0	0	1
2300	PUBLIC DRUNKENESS	6	9	6	0	1	3	0	25
2400	DISORDERLY CONDUCT	8	5	4	1	1	1	0	20
2450	HARASSMENT	10	5	9	7	3	3	0	37
2600	ALL OTHER VIOLATIONS	7	3	3	1	2	1	1	18
2691	OPEN CONTAINER VIOLATIONS	0	1	1	0	0	0	0	2
2800	CURFEW VIOLATIONS	1	0	0	0	1	0	0	2
2900	RUNAWAYS	1	0	0	0	0	0	0	1
3600	DOMESTIC DISTURBANCES	29	23	21	10	8	13	1	105
3610	OTHER DISTURBANCES	89	42	29	16	16	30	6	228
3810	FALSE ALARMS	6	6	17	9	5	12	8	63
3900	TRAFFIC AND PARKING PROBLEMS	34	34	37	13	4	10	8	140
6001	HIT AND RUN INJURY	0	1	0	0	0	0	0	1
6002	DEATH	0	0	0	0	0	0	0	0
6004	PROPERTY DAMAGE	1	2	1	0	0	1	1	6
6005	HIT AND RUN	4	4	6	2	3	1	4	24
6006	INJURY	1	0	1	2	0	0	1	5
6007	PEDESTRIAN	0	0	0	0	0	0	0	0
6008	NONINJURY	3	5	15	0	1	2	3	29
6010	OTHERS	0	0	0	0	0	0	0	0
6602	ABANDONED VEHICLES	4	4	15	2	1	2	3	31
8000	WARRANTS SERVED	5	5	4	1	0	0	0	15
MISC	ALL OTHER CALLS	240	361	239	88	79	115	69	1191
		509	568	479	169	135	216	123	2199
	TOTAL 2016	405	510	501	221	135	258	108	2138
	INCREASE OR DECREASE FROM 2016	104	58	-22	-52	0	-42	15	61
	PERCENT INCREASE OR DECREASE	26%	11%	-4%	-24%	0%	-16%	14%	3%
	<b>TRAFFIC CITATIONS</b>								
	SPEEDING	0	0	61	0	0	1	2	64
	ALL OT	52	68	117	7	28	22	13	307

# Calls for Service - by UCR Code



Incidents Reported Between 05/01/2017 and 05/31/2017

All Municipalities

Code	Description	Primary Count	Secondary UCR Count		
			Code 2	Code 3	Code 4
0200	RAPE	1			
0210	FORCIBLE RAPE	1			
0314	ARMED - FIREARM - GAS SERVICE STATION	2			
0318	ARMED - FIREARM - MISC.	1			
0328	ARMED - KNIFE - MISC.	1			
0341	STRONG ARM - HIGHWAY	2			
0345	STRONG ARM - CHAIN STORE	1			
0410	ASSAULT - FIREARM	3			
0450	OTHER ASSAULTS - NOT AGGRAVATED	22			
0511	BURGLARY-FORCED ENTRY-RESIDENCE-NIGHT	1	1		
0512	BURGLARY-FORCED ENTRY-RESIDENCE-DAY	2			
0513	BURGLARY-FORCED ENTRY-RESIDNTL-TIME UNKN	1			
0514	BURGLARY-FORCE ENTRY-NON-RESID-NIGHT	1			
0516	BURGLARY-FORCED ENTRY-NON-RESID-TIME UNK	1			
0613	THEFT-\$200 & OVER-RETAIL THEFT	2			
0614	THEFT-\$200 & OVER-FROM AUTO (EXCPT 0615)	1			
0615	THEFT-\$200 & OVER-AUTO ACCESSORIES	3			
0616	THEFT-\$200 & OVER-BICYCLES	1			
0617	THEFT-\$200 & OVER-FROM BUILDINGS	11			
0619	THEFT-\$200 & OVER-ALL OTHER	5			
0623	THEFT-\$50 TO \$200-RETAIL THEFT	4			
0624	THEFT-\$50 TO \$200-FROM AUTO (EXCPT 0625)	1			
0625	THEFT-\$50-\$200-AUTO PARTS & ACCESSORIES	2			
0626	THEFT-\$50 TO \$200-BICYCLES	2			
0627	THEFT-\$50 TO \$200-FROM BUILDINGS	6	1		
0629	THEFT-\$50 TO \$200-ALL OTHER	3			
0633	THEFT-UNDER \$50-RETAIL THEFT	7			
0635	THEFT-UNDER \$50-AUTO PARTS & ACCESSORIES	3			
0637	THEFT - UNDER \$50 - FROM BUILDINGS	1			
0639	THEFT-UNDER \$50-ALL OTHER	1			
0710	MOTOR VEHICLE THEFT-AUTO	4	1		
0712	M.V. THEFT - STREET - RESIDENTIAL AREA	2			
0921	ARSON-INCENDIARY DEVICE-RESIDENCE(HOUSE)	0	1		
1100	FRAUD	12			
1110	FRAUD - BAD CHECKS	2			
1120	FRAUD - CREDIT CARDS	5			
1130	FRAUD - ALL OTHER (FLIM FLAM, CONFIDENCE	4			
1410	CRIMINAL MISCHIEF TO AUTOMOBILES	17			
1420	CRIMINAL MISCHIEF TO PRIVATE BUILDINGS	5			
1440	CRIMINAL MISCHIEF - ALL OTHER	8			
1450	ALL OTHER VANDALISM(GRAFFITI)	2			
1500	WEAPONS-CARRYING,POSSESSING,ETC.	1			
1610	PROSTITUTION	3			
1700	SEX OFFENSES (EXCEPT RAPE & PROSTITUTION	3			
1720	SEX OFFENSES - INDECENT EXPOSURE	2			
1811	NARCOTICS-SALE-MORPHINE,HEROIN,COCAINE	17			
1812	NARCOTICS-SALE-MARIJUANA, HASHISH, ETC.	1			
1813	DRUGS-SALE/MFG-SYNTHETIC NARCOTICS	1			

# Calls for Service - by UCR Code



Incidents Reported Between 05/01/2017 and 05/31/2017

All Municipalities

Code	Description	Primary Count	Secondary UCR Count		
			Code 2	Code 3	Code 4
1822	NARCOTICS-MANUFACTURE-MARIJUANA,ETC.	1			
1831	NARCOTICS-POSSESSION-MORP,HEROIN,COCAIN	9	2		
1832	NARCOTICS-POSSESSION-MARIJUANA,ETC.	12	1	1	
1833	NARCOTICS-POSSESSION-SYNTHETIC NARCOTIC	4	2		
1834	NARCOTICS-POSSESSION-OTHER DANGEROUS	13	2		
1890	NARCOTICS - REPORTS	1			
2000	OFFENSES AGAINST FAMILY & CHILDREN	4			
2001	CHILD LINE REPORTS	20			
2110	DRIVING UNDER THE INFLUENCE-LIQUOR/DRUGS	2	1		
2111	DRIVING UNDER THE INFLUENCE - ALCOHOL	4			
2112	DRIVE UNDER INFLUENCE-ALCOHOL-IMPAIRED	3			
2211	LIQUOR LAW-UNDERAGE-PURCH,CONSMP,POSSES	1			
2300	PUBLIC DRUNKENNESS	25			
2400	DISORDERLY CONDUCT	13			
2410	HARASSMENT BY COMMUNICATION	11			
2430	DISORDERLY CONDUCT - DRUGS	4	1		
2450	HARASSMENT	26			
2460	DISORDERLY CONDUCT-OBSCENE LANGUAGE	3			
2600	ALL OTHER CRIMES CODE VIOLATIONS	8	1		
2616	ALL OTHERS - CONTEMPT OF COURT (NON M.V)	4			
2639	ALL OTHERS - ILLEGAL DUMPING	4			
2650	ALL OTHERS - PUBLIC NUISANCE	1			
2660	ALL OTHER OFFENSES - TRESPASSING	1			
2691	OPEN CONTAINER ORDINANCE	2			
2811	CURFEW LAW (JUVENILE) - MALE	2			
2812	CURFEW LAW (JUVENILE) - FEMALE	0	2		
2910	LOST/MISSING PROPERTY	3			
2990	RUNAWAYS - (JUVENILE) - REPORTS	1			
3000	FOUND/RECOVERED PROPERTY	37	1		
3310	ATTEMPTED SUICIDES	1			
3320	DOA	2			
3330	NALOXONE USE/OVERDOSE	2	1		
3400	MENTAL HEALTH	26	1		
3500	SUSPICIOUS PERSONS,AUTOS,CIRCUMSTANCES	244			
3600	DISTURBANCES-DOMESTIC	105	18	4	
3610	DISTURBANCES-JUVENILE	35			
3620	DISTURBANCES-OTHER (FIGHTS,DISPUTES,ETC)	182			
3630	LOUD MUSIC DISTURBANCE	7			
3640	ANIMAL COMPLAINTS-BARKING DOGS(FOUNDED)	4			
3700	WARRANTS-UMPD-SERVICE	1			
3800	SERVICE CALL-MISCELLANEOUS	86			
3810	SERVICE CALL-ALARMS-UNFOUNDED-EXCPT FIRE	63			
3820	SERVICE CALL-ASSIST MOTORIST/DISABLE VEH	1			
3840	FIRES (INCLUDING ALARMS-FOUNDED/UNFOUND)	5			
3870	MEDICAL EMERGENCY	101	1		
3890	SERVICE CALL - PROTECT MONEY	1			
3900	TRAFFIC & PARKING PROBLEMS	140			
4002	NON-CRIMINAL-ACCIDENT-HOME(NON-TRAFFIC)	2			

# Calls for Service - by UCR Code



Incidents Reported Between 05/01/2017 and 05/31/2017

All Municipalities

Code	Description	Primary Count	Secondary UCR Count		
			Code 2	Code 3	Code 4
4014	NON-CRIMINAL-INVESTIGATE OPEN DOOR,ETC.	9			
4022	NON-CRIMINAL - SUSPICIOUS PERSON	1			
4026	NON-CRIMINAL-WIRES AND POLES DOWN	1			
4027	911 HANGUPS-UNFOUNDED	14			
4028	NON-CRIMINAL-OTHER INVESTIGATIONS	105			
4029	GUNSHOTS	4			
5008	LOST & FOUND - LOST ARTICLES	2			
5014	LOST & FOUND - MISSING ADULT FEMALES	2			
5016	LOST & FOUND - MISSING ADULT MALES	2			
5100	JUVENILE	59			
5105	INFORMATION	5			
5502	ANIMAL COMPLAINTS - BARKING DOGS(UNF)	4			
5504	ANIMAL COMPLAINTS - DOG BITES	3			
5506	ANIMAL COMPLAINTS - STRAY ANIMALS	31			
5510	ANIMAL COMPLAINTS - OTHER	25			
5590	ANIMAL COMPLAINTS - REPORTS	4			
6001	TRAFFIC ACCIDENT-HIT AND RUN-INJURY	1			
6004	TRAFFIC ACC. INVOLVING PROPERTY DAMAGE	6			
6005	TRAFFIC ACCIDENT- HIT AND RUN	24			
6006	TRAFFIC ACCIDENT INVOLVING INJURY	5			
6008	ACCIDENT INVOLVING NONINJURY	29			
6350	TRAFFIC ENFORCEMENT-PATROL	4			
6602	TRAFFIC RELATED -IMPOUNDED,ABANDON M.V.	31			
6605	TRAFFIC RELATED-UNFOUND ACCIDENT	4			
6610	TRAFFIC RELATED - MOTORIST AID	3			
6612	TRAFFIC RELATED - SIGNALS-SIGNS OUT	1			
6613	TRAFFIC RELATED-SEIZED REG OR LICENSE	7			
7002	BUILDING CHECKS - OFFICER INITIATED	104			
7003	BUILDING CHECK BUSINESS	27			
7005	LIBRARY CHECK	4			
7006	PUBLIC SERVICES - LOCK OUT	2			
7012	PUBLIC SERVICES - BANK ESCORTS, ETC.	2			
7502	ASSIST OTHER AGENCIES - FIRE DEPT.	44			
7504	ASSIST OTHER AGENCIES - OTHER POLICE	61			
7506	ASSISTING OTHER AGENCIES - ALL OTHERS	16			
7508	ASSIST POTTSTOWN POLICE	21			
7510	LIVE SCAN	14			
8010	WARRANTS - LOCAL - CRIMINAL	1			1
8110	WARRANTS - MONTGOMERY COUNTY BENCH	7	1		
8114	WARRANTS - OTHER AUTHORITY-OTHER WARRANT	7			
8504	DEPARTMENTAL SERVICES - JAIL DUTY	49			
8518	DEPARTMENTAL SERVICES - RECORD CHECKS	1			
9002	ADMINISTRATIVE DUTIES	2			
9100	CARD STRUCK WHEN NOT NEEDED	53			
CITT	TRAFFIC CITATION	391			
	<b>Total Calls</b>	<b>2,601</b>			











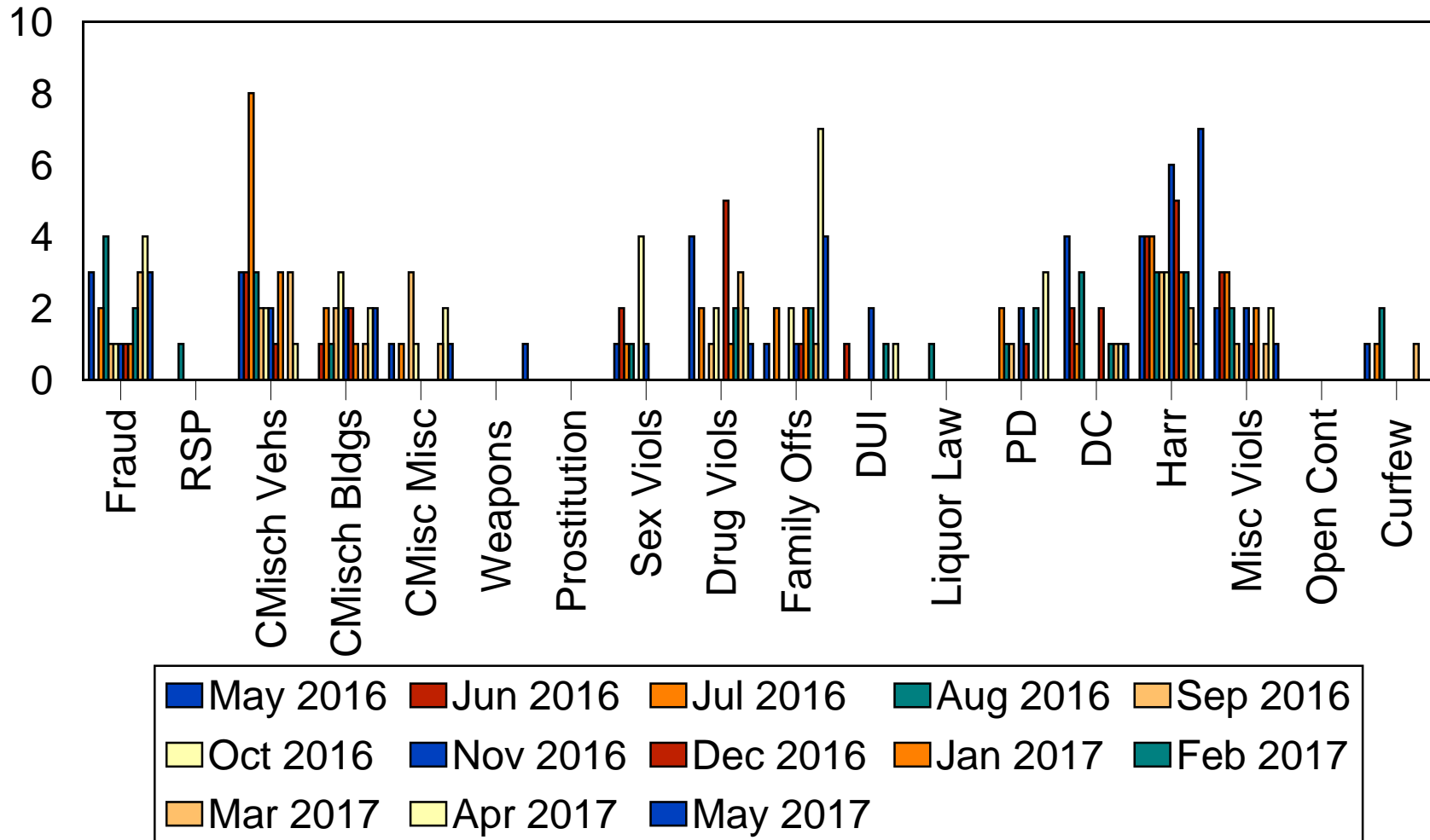






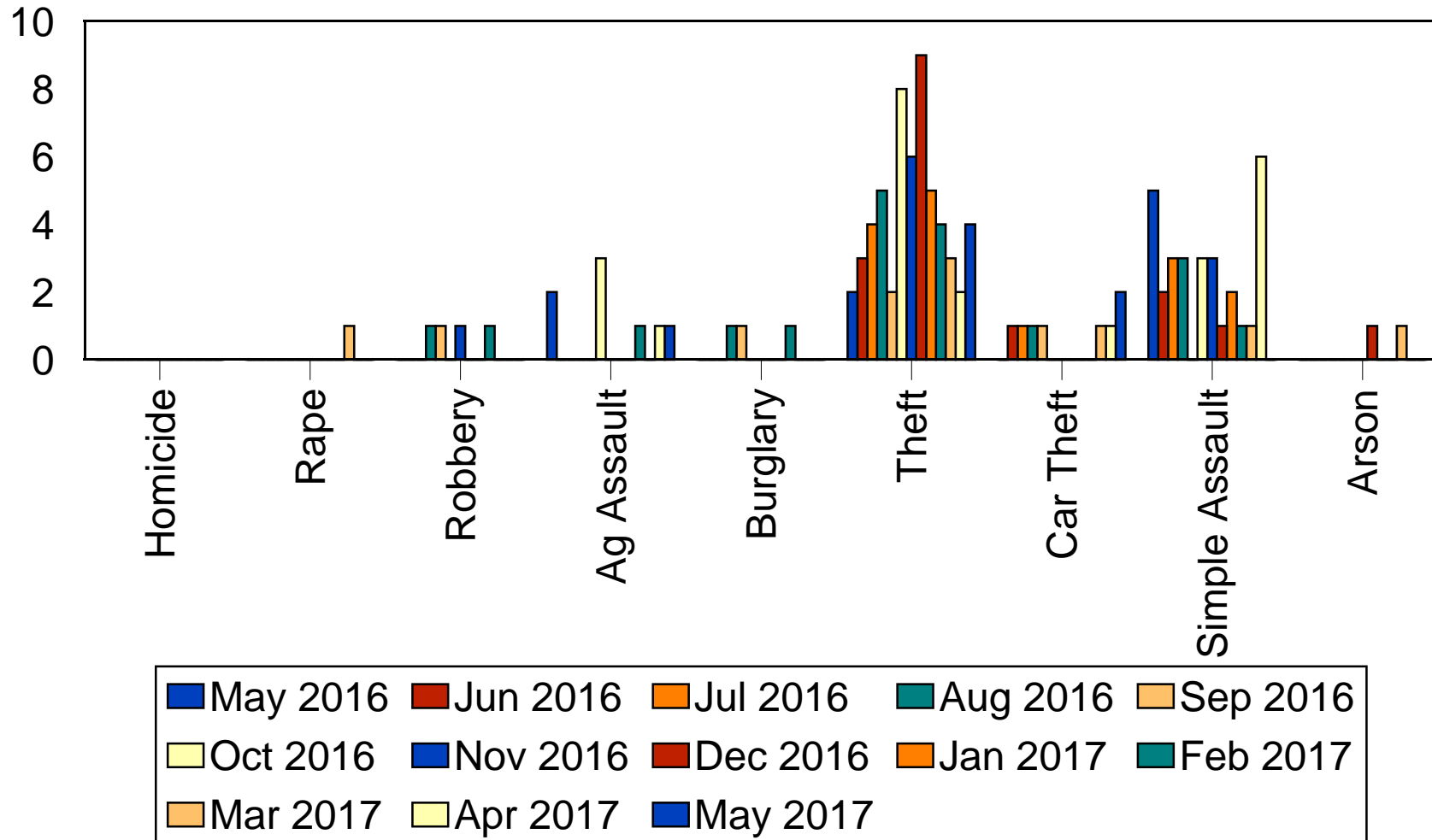
# Ward 4

## Part 2 Crimes - 12 Month Comparison



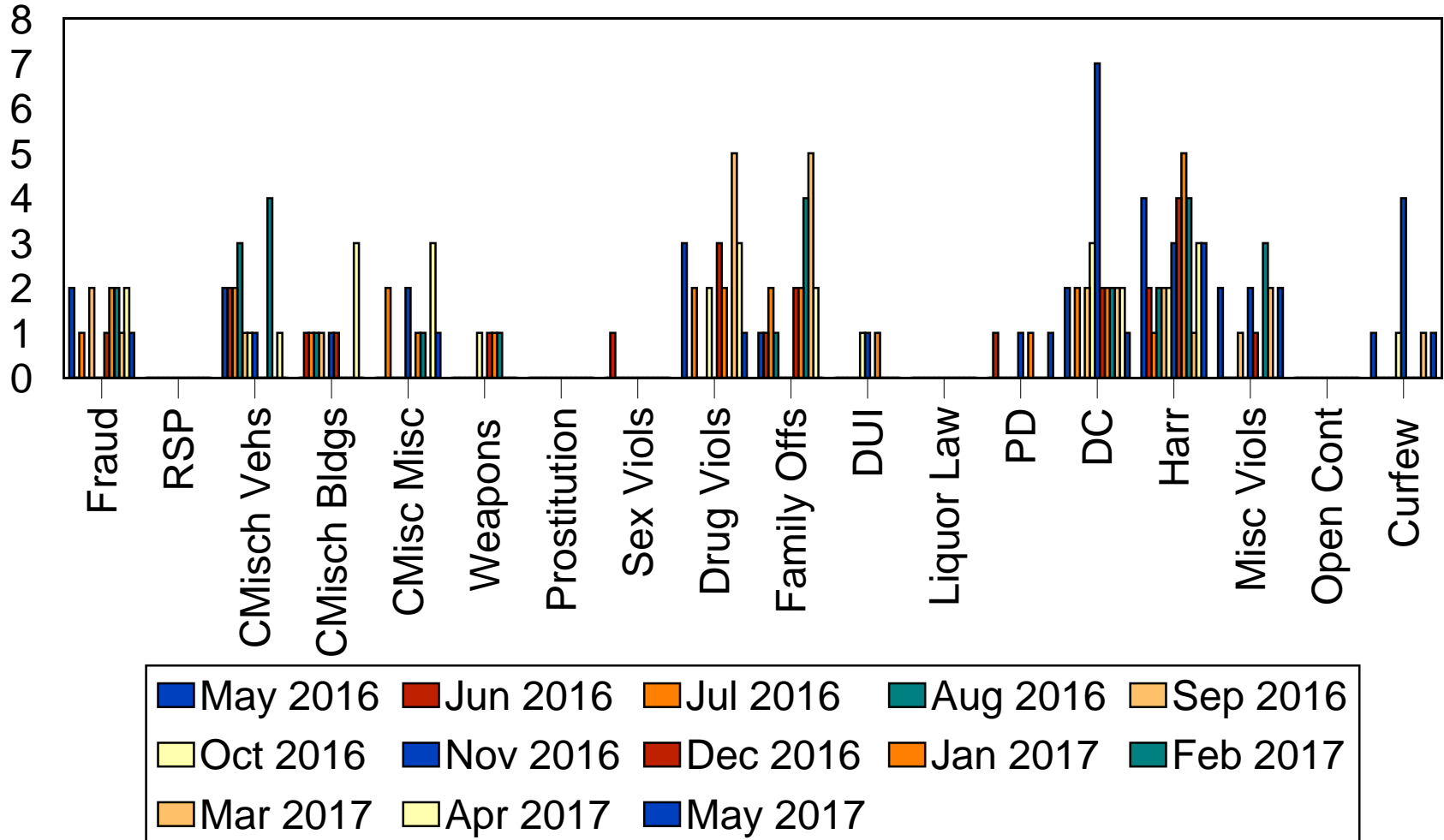
# Ward 5

## Part 1 Crimes - 12 Month Comparison



# Ward 5

## Part 2 Crimes - 12 Month Comparison













# Borough of Pottstown

## Part 1 Crimes - 12 Month Comparison

