

**POTTSTOWN POLICE DEPARTMENT
MEMORANDUM**

DATE: April 19, 2017

TO: BOROUGH COUNCIL

FROM: Chuck Bleile
Department Administrative Manager

REF: Monthly Report for March 2017

During March 2017 the Pottstown Police Department answered 1,981 calls for service. Of these calls 1,968 occurred in the Borough.

During the month we averaged 63.90 calls per day or 31.95 calls per 12 hour shift. For the year we have answered 5,538 calls. The daily average for the year is 61.53 calls per day or 30.77 calls per 12 hour shift.

During March 2016 we answered 2,126 calls. We answered 145 fewer calls this month than last March. This is a decrease of 6.82% from last year. For the year we have answered 330 fewer calls than this time in 2016. This is a decrease of 5.62%.

Cc Borough Manager
Assistant Borough Manager
Mayor
Capt
Chief
All Personnel

MONTHLY REPORT TO COUNCIL
POLICE ACTIVITY BY WARD

MAR 2017

TYPE OF CALL ANSWERED		WARD							BORO
CODE	ACTIVITY	1	2	3	4	5	6	7	TOTAL
0100	MURDER -MANSLAUGHTER	0	0	0	0	0	0	0	0
0200	FORCIBLE RAPE	2	1	0	0	1	0	0	4
0300	ROBBERY	1	1	0	0	0	2	0	4
0400	AGGRAVATED ASSAULT	1	0	3	0	0	1	1	6
0500	BURGLARY	2	0	2	1	0	0	0	5
0600	THEFT	10	6	14	0	3	4	2	39
0700	MOTOR VEHICLE THEFT	0	0	1	0	1	0	1	3
0450	ASSAULTS OTHER	4	6	2	0	1	4	1	18
0900	ARSON	0	0	0	1	1	0	0	2
1100	FRAUD	4	5	6	3	1	0	3	22
1300	REC STOLEN PROPERTY	0	0	0	0	0	0	0	0
1410	CRIMINAL MISCHIEF VEHICLES	1	5	7	3	0	2	2	20
1420	CRIMINAL MISCHIEF BUILDINGS	8	1	4	1	0	0	2	16
1440	CRIMINAL MISCHIEF ALL OTHERS	0	1	0	1	0	1	0	3
1500	WEAPONS VIOLATIONS	1	0	0	0	0	0	0	1
1600	PROSTITUTION	0	0	0	0	0	0	0	0
1700	SEX OFFENSES	0	1	0	0	0	0	0	1
1800	NARCOTICS VIOLATIONS	18	14	7	3	5	0	1	48
2000	OFFENSES AGAINST FAMILY	6	3	1	1	5	1	0	17
2100	DUI	0	0	0	0	0	1	1	2
2200	LIQUOR LAW VIOLATIONS	0	0	0	0	0	1	0	1
2300	PUBLIC DRUNKENESS	8	7	5	0	0	2	1	23
2400	DISORDERLY CONDUCT	6	2	4	1	2	1	0	16
2450	HARASSMENT	6	6	3	2	1	3	1	22
2600	ALL OTHER VIOLATIONS	10	7	6	1	2	1	0	27
2691	OPEN CONTAINER VIOLATIONS	0	0	0	0	0	0	0	0
2800	CURFEW VIOLATIONS	0	1	0	1	1	0	0	3
2900	RUNAWAYS	0	0	2	0	0	1	0	3
3600	DOMESTIC DISTURBANCES	18	12	27	13	5	10	4	89
3610	OTHER DISTURBANCES	46	38	21	10	13	20	6	154
3810	FALSE ALARMS	7	10	21	5	5	12	4	64
3900	TRAFFIC AND PARKING PROBLEMS	28	34	38	21	18	22	9	170
6001	HIT AND RUN INJURY	0	0	0	0	0	0	0	0
6002	DEATH	0	0	1	0	0	0	0	1
6004	PROPERTY DAMAGE	1	0	1	0	0	1	0	3
6005	HIT AND RUN	5	0	6	3	0	1	0	15
6006	INJURY	1	0	1	0	0	1	0	3
6007	PEDESTRIAN	0	0	0	0	0	0	0	0
6008	NONINJURY	5	8	8	3	2	4	2	32
6010	OTHERS	0	0	0	0	0	0	0	0
6602	ABANDONED VEHICLES	3	5	2	3	1	6	0	20
8000	WARRANTS SERVED	3	9	7	1	0	4	0	24
MISC	ALL OTHER CALLS	193	339	229	79	62	122	63	1087
	TOTAL	398	522	429	157	130	228	104	1968
	TOTAL 2016	402	531	487	218	140	250	93	2121
	INCREASE OR DECREASE FROM 2016	-4	-9	-58	-61	-10	-22	11	-153
	PERCENT INCREASE OR DECREASE	-1%	-2%	-12%	-28%	-7%	-9%	12%	-7%
TRAFFIC CITATIONS									
	SPEEDING	0	0	53	0	0	4	1	58
	ALL OTHER MOVING VIOLATIONS	53	54	77	9	17	19	12	241

Calls for Service - by UCR Code



Incidents Reported Between 03/01/2017 and 03/31/2017

All Municipalities

Code	Description	Primary Count	Secondary UCR Count		
			Code 2	Code 3	Code 4
0200	RAPE	2			
0292	SEXUAL ASSAULT WITH AN OBJECT	1			
0293	FORCIBLE FONDLING	1			
0311	ROBBERY-ARMED-FIREARM-HIGHWAY	3			
0341	STRONG ARM - HIGHWAY	1			
0411	ASSAULT-KNIFE OR CUTTING INSTRUMENT	1			
0420	ASSAULT - KNIFE OR CUTTING INST	1			
0440	ASSAULT - ATROCIOUS- HANDS,FISTS,FEET	4			
0450	OTHER ASSAULTS - NOT AGGRAVATED	18			
0511	BURGLARY-FORCED ENTRY-RESIDENCE-NIGHT	1			
0514	BURGLARY-FORCE ENTRY-NON-RESID-NIGHT	1			
0516	BURGLARY-FORCED ENTRY-NON-RESID-TIME UNK	1			
0522	UNLAWFUL ENTRY-NO FORCE-RESIDENCE-DAY	1			
0532	ATTEMPT FORCIBLE ENTRY-RESIDENCE-DAY	1			
0613	THEFT-\$200 & OVER-RETAIL THEFT	2			
0614	THEFT-\$200 & OVER-FROM AUTO (EXCPT 0615)	2			
0616	THEFT-\$200 & OVER-BICYCLES	1			
0617	THEFT-\$200 & OVER-FROM BUILDINGS	7	1		
0619	THEFT-\$200 & OVER-ALL OTHER	5			
0623	THEFT-\$50 TO \$200-RETAIL THEFT	7			
0627	THEFT-\$50 TO \$200-FROM BUILDINGS	4			
0633	THEFT-UNDER \$50-RETAIL THEFT	3			
0637	THEFT - UNDER \$50 - FROM BUILDINGS	4			
0639	THEFT-UNDER \$50-ALL OTHER	3			
0644	THEFT-ATTEMPTED-FROM AUTO (EXCEPT 0645)	1			
0710	MOTOR VEHICLE THEFT-AUTO	3			
0922	ARSON-INCENDIARY DEVICE-RESIDENCE(APT.)	1			
0927	ARSON-INCENDIARY DEVICE-OPEN COUNTRY	1			
1010	FORGERY	2	2		
1100	FRAUD	11			
1120	FRAUD - CREDIT CARDS	4			
1130	FRAUD - ALL OTHER (FLIM FLAM, CONFIDENCE	5			
1300	STOLEN PROPERTY-RECEIVING,POSSESSING,ETC	0	1		
1410	CRIMINAL MISCHIEF TO AUTOMOBILES	20	1		
1420	CRIMINAL MISCHIEF TO PRIVATE BUILDINGS	16			
1440	CRIMINAL MISCHIEF - ALL OTHER	3			
1500	WEAPONS-CARRYING,POSSESSING,ETC.	1			
1700	SEX OFFENSES (EXCEPT RAPE & PROSTITUTION	1			
1811	NARCOTICS-SALE-MORPHINE,HEROIN,COCAINE	12			
1812	NARCOTICS-SALE-MARIJUANA, HASHISH, ETC.	2	1		
1813	DRUGS-SALE/MFG-SYNTHETIC NARCOTICS	2		1	
1824	NARCOTICS- MANUFACTURE-OTHER DANGEROUS	1			
1831	NARCOTICS-POSSESSION-MORP,HEROIN,COCAIN	7	1		
1832	NARCOTICS-POSSESSION-MARIJUANA,ETC.	12			1
1833	NARCOTICS-POSSESSION-SYNTHETIC NARCOTIC	4	3		
1834	NARCOTICS-POSSESSION-OTHER DANGEROUS	6		1	
1890	NARCOTICS - REPORTS	2			
2000	OFFENSES AGAINST FAMILY & CHILDREN	1			

Calls for Service - by UCR Code



Incidents Reported Between 03/01/2017 and 03/31/2017

All Municipalities

Code	Description	Primary Count	Secondary UCR Count		
			Code 2	Code 3	Code 4
2001	CHILD LINE REPORTS	15			
2020	OFFENSES AGAINST FAMILY-CHILD ABUSE	1			
2110	DRIVING UNDER THE INFLUENCE-LIQUOR/DRUGS	0	2		
2111	DRIVING UNDER THE INFLUENCE - ALCOHOL	1			
2112	DRIVE UNDER INFLUENCE-ALCOHOL-IMPAIRED	1			
2211	LIQUOR LAW-UNDERAGE-PURCH,CONSM,POSSES	1			
2300	PUBLIC DRUNKENNESS	23	1		
2400	DISORDERLY CONDUCT	13	1		
2410	HARASSMENT BY COMMUNICATION	9			
2430	DISORDERLY CONDUCT - DRUGS	2	1	1	
2450	HARASSMENT	13			
2460	DISORDERLY CONDUCT-OBSCENE LANGUAGE	1			
2600	ALL OTHER CRIMES CODE VIOLATIONS	2	2		
2616	ALL OTHERS - CONTEMPT OF COURT (NON M.V)	3			
2632	ALL OTHER OFFENSES - LITTERING	3			
2639	ALL OTHERS - ILLEGAL DUMPING	7			
2640	ALL OTHER ORDINANCE VIOLATIONS	6			
2647	ALL OTHERS - PROTECTIVE ORDERS	1			
2650	ALL OTHERS - PUBLIC NUISANCE	2			
2656	ALL OTHER - THREATS (KILL,BOMB,PHONE,ETC	1			
2660	ALL OTHER OFFENSES - TRESPASSING	2			
2691	OPEN CONTAINER ORDINANCE	0	2		
2811	CURFEW LAW (JUVENILE) - MALE	2			
2812	CURFEW LAW (JUVENILE) - FEMALE	1	1		
2910	LOST/MISSING PROPERTY	2			
2990	RUNAWAYS - (JUVENILE) - REPORTS	3			
3000	FOUND/RECOVERED PROPERTY	23	2		
3320	DOA	5			
3330	NALOXONE USE/OVERDOSE	6	1		
3400	MENTAL HEALTH	25	2		
3500	SUSPICIOUS PERSONS,AUTOS,CIRCUMSTANCES	163			
3600	DISTURBANCES-DOMESTIC	89	19	3	
3610	DISTURBANCES-JUVENILE	24			
3620	DISTURBANCES-OTHER (FIGHTS,DISPUTES,ETC)	112			
3630	LOUD MUSIC DISTURBANCE	11			
3640	ANIMAL COMPLAINTS-BARKING DOGS(FOUNDED)	7			
3800	SERVICE CALL-MISCELLANEOUS	89			
3810	SERVICE CALL-ALARMS-UNFOUNDED-EXCPT FIRE	64			
3820	SERVICE CALL-ASSIST MOTORIST/DISABLE VEH	1			
3840	FIRES (INCLUDING ALARMS-FOUNDED/UNFOUNDED)	8			
3870	MEDICAL EMERGENCY	124	2		
3890	SERVICE CALL - PROTECT MONEY	1			
3900	TRAFFIC & PARKING PROBLEMS	170			
4008	NON-CRIMINAL-ELECTRIC LIGHT OUTAGES	1			
4014	NON-CRIMINAL-INVESTIGATE OPEN DOOR,ETC.	4			
4024	NON-CRIMINAL - WATER LEAKS,MAINS, ETC.	1			
4026	NON-CRIMINAL-WIRES AND POLES DOWN	1			
4027	911 HANGUPS-UNFOUNDED	16			

Calls for Service - by UCR Code



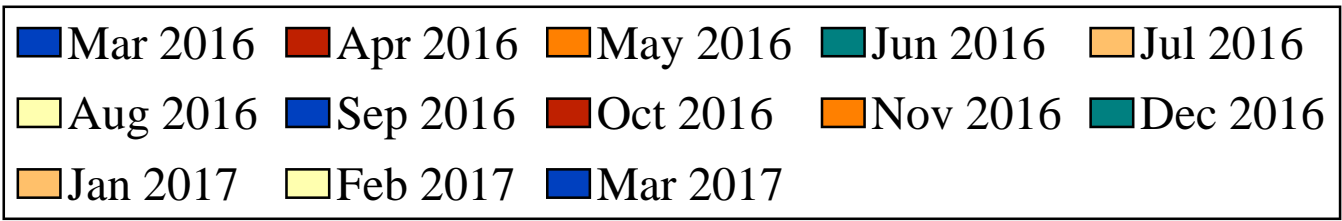
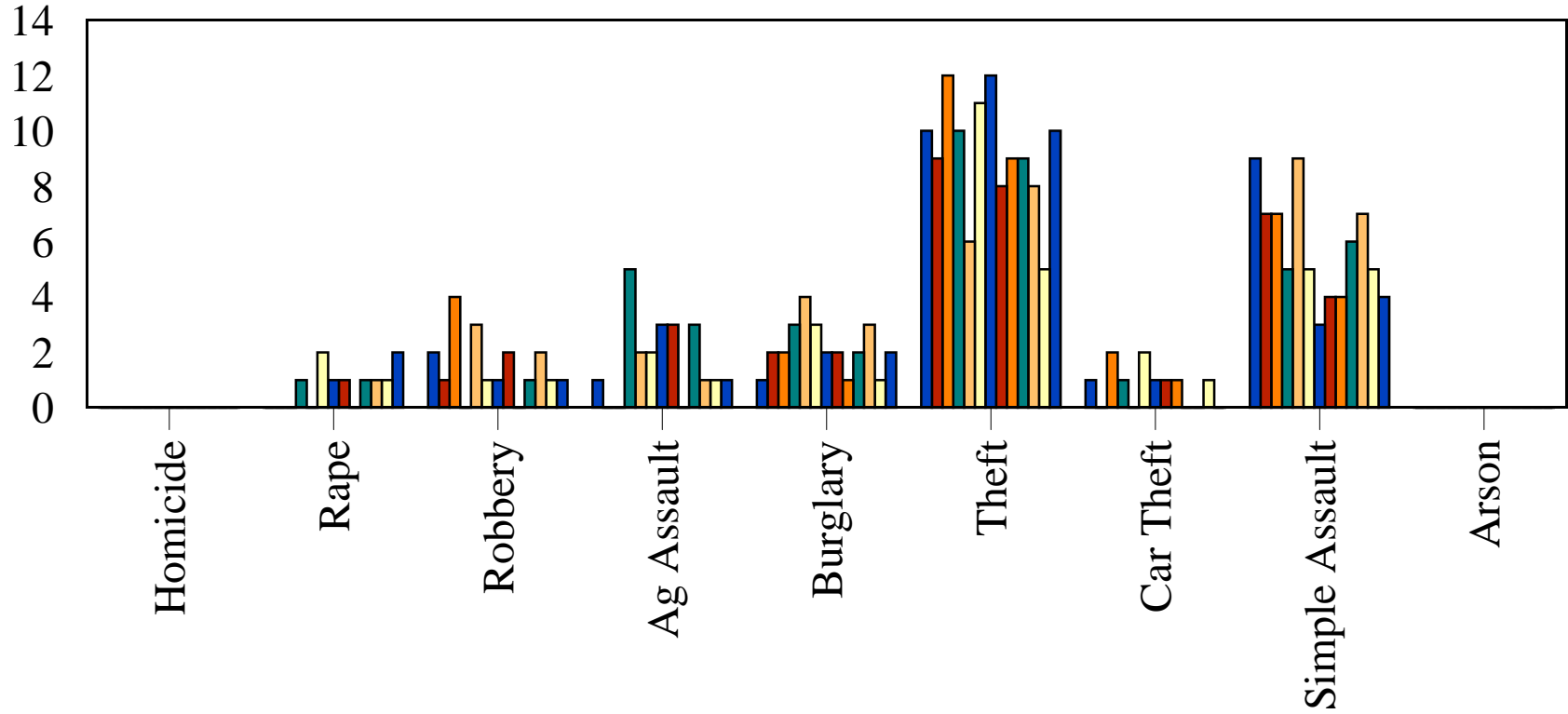
Incidents Reported Between 03/01/2017 and 03/31/2017

All Municipalities

Code	Description	Primary Count	Secondary UCR Count		
			Code 2	Code 3	Code 4
4028	NON-CRIMINAL-OTHER INVESTIGATIONS	92			
4029	GUNSHOTS	2			
5004	LOST & FOUND - FOUND ARTICLES	1			
5008	LOST & FOUND - LOST ARTICLES	3			
5010	LOST & FOUND - MISSING JUVENILE FEMALE	1			
5016	LOST & FOUND - MISSING ADULT MALES	1			
5100	JUVENILE	41			
5105	INFORMATION	2			
5502	ANIMAL COMPLAINTS - BARKING DOGS(UNF)	2			
5504	ANIMAL COMPLAINTS - DOG BITES	6			
5506	ANIMAL COMPLAINTS - STRAY ANIMALS	24			
5510	ANIMAL COMPLAINTS - OTHER	10			
5590	ANIMAL COMPLAINTS - REPORTS	3			
6002	TRAFFIC ACCIDENT INVOLVING DEATH	1			
6004	TRAFFIC ACC. INVOLVING PROPERTY DAMAGE	3			
6005	TRAFFIC ACCIDENT- HIT AND RUN	15			
6006	TRAFFIC ACCIDENT INVOLVING INJURY	3			
6008	ACCIDENT INVOLVING NONINJURY	32			
6350	TRAFFIC ENFORCEMENT-PATROL	8			
6602	TRAFFIC RELATED -IMPOUNDED,ABANDON M.V.	20			
6605	TRAFFIC RELATED-UNFOUND ACCIDENT	5			
6610	TRAFFIC RELATED - MOTORIST AID	6			
6613	TRAFFIC RELATED-SEIZED REG OR LICENSE	6			
7002	BUILDING CHECKS - OFFICER INITIATED	116			
7003	BUILDING CHECK BUSINESS	49			
7004	BUILDING CHECKS - VACATION,VACANT HOME	1			
7005	LIBRARY CHECK	1			
7006	PUBLIC SERVICES - LOCK OUT	3			
7012	PUBLIC SERVICES - BANK ESCORTS, ETC.	6			
7502	ASSIST OTHER AGENCIES - FIRE DEPT.	40			
7504	ASSIST OTHER AGENCIES - OTHER POLICE	58			
7506	ASSISTING OTHER AGENCIES - ALL OTHERS	5			
7508	ASSIST POTTSTOWN POLICE	26			
7510	LIVE SCAN	17			
8110	WARRANTS - MONTGOMERY COUNTY BENCH	9	1		
8114	WARRANTS - OTHER AUTHORITY-OTHER WARRANT	15		1	
8504	DEPARTMENTAL SERVICES - JAIL DUTY	55			
8518	DEPARTMENTAL SERVICES - RECORD CHECKS	1			
8590	DEPARTMENTAL SERVICES - REPORTS	1			
9002	ADMINISTRATIVE DUTIES	1			
9100	CARD STRUCK WHEN NOT NEEDED	37			
CITT	TRAFFIC CITATION	311			
	Total Calls	2,292			

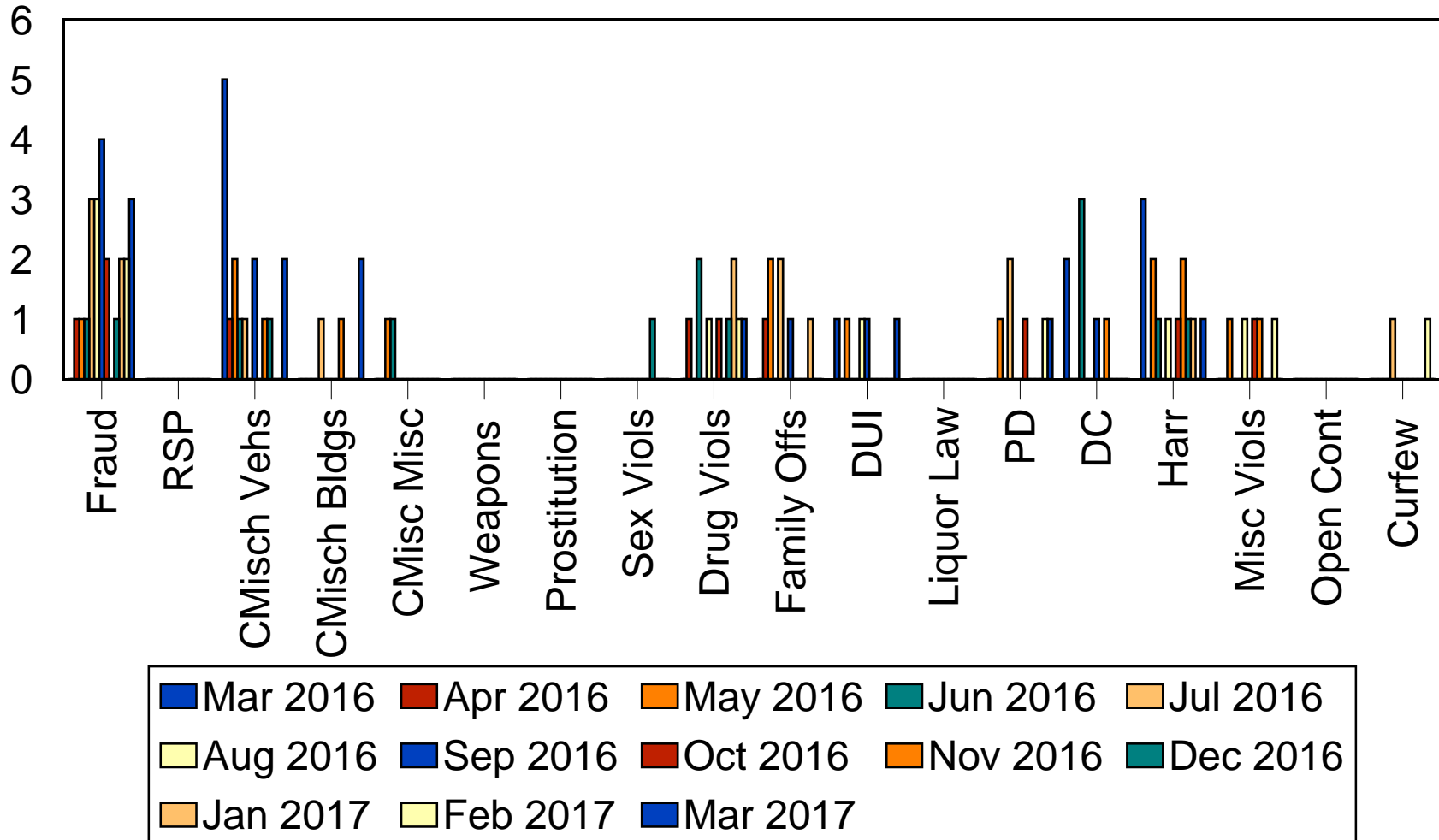
Ward 1

Part 1 Crimes - 12 Month Comparison



Ward 7

Part 2 Crimes - 12 Month Comparison



Borough of Pottstown

Part 1 Crimes - 12 Month Comparison

