

**POTTSTOWN POLICE DEPARTMENT
MEMORANDUM**

DATE: March 23, 2017

TO: BOROUGH COUNCIL

FROM: Chuck Bleile
Department Administrative Manager

REF: Monthly Report for February 2017

During February 2017 the Pottstown Police Department answered 1,776 calls for service. Of these calls 1,768 occurred in the Borough.

During the month we averaged 63.43 calls per day or 31.71 calls per 12 hour shift. For the year we have answered 3,557 calls. The daily average for the year is 60.29 calls per day or 30.14 calls per 12 hour shift.

During February 2016 we answered 1,811 calls. We answered 35 fewer calls this month than last February. This is a decrease of 1.93% from last year. For the year we have answered 185 fewer calls than this time in 2016. This is a decrease of 4.94%.

Cc Borough Manager
Assistant Borough Manager
Mayor
Capt
Chief
All Personnel

MONTHLY REPORT TO COUNCIL
POLICE ACTIVITY BY WARD

FEB 2017

TYPE OF CALL ANSWERED		WARD						BORO	
CODE	ACTIVITY	1	2	3	4	5	6	7	TOTAL
0100	MURDER -MANSLAUGHTER	0	0	0	0	0	0	0	0
0200	FORCIBLE RAPE	1	0	0	0	0	0	0	1
0300	ROBBERY	1	4	0	1	1	0	0	7
0400	AGGRAVATED ASSAULT	1	1	1	0	1	0	0	4
0500	BURGLARY	1	1	0	1	1	0	0	4
0600	THEFT	5	10	10	9	4	2	2	42
0700	MOTOR VEHICLE THEFT	1	0	0	0	0	0	0	1
0450	ASSAULTS OTHER	5	3	1	3	1	3	0	16
0900	ARSON	0	0	0	0	0	0	0	0
1100	FRAUD	2	7	3	2	2	1	2	19
1300	REC STOLEN PROPERTY	0	1	0	0	0	0	0	1
1410	CRIMINAL MISCHIEF VEHICLES	0	0	3	0	4	0	0	7
1420	CRIMINAL MISCHIEF BUILDINGS	3	2	1	0	0	1	0	7
1440	CRIMINAL MISCHIEF ALL OTHERS	0	1	0	0	1	0	0	2
1500	WEAPONS VIOLATIONS	0	0	0	0	1	0	0	1
1600	PROSTITUTION	0	1	0	0	0	0	0	1
1700	SEX OFFENSES	0	0	0	0	0	0	0	0
1800	NARCOTICS VIOLATIONS	33	23	13	2	0	4	1	76
2000	OFFENSES AGAINST FAMILY	3	0	1	2	4	4	0	14
2100	DUI	1	1	2	1	0	0	0	5
2200	LIQUOR LAW VIOLATIONS	0	0	0	0	0	0	0	0
2300	PUBLIC DRUNKENESS	6	10	5	2	0	0	1	24
2400	DISORDERLY CONDUCT	2	2	1	1	2	0	0	8
2450	HARASSMENT	7	3	7	3	4	7	0	31
2600	ALL OTHER VIOLATIONS	6	3	2	0	3	4	1	19
2691	OPEN CONTAINER VIOLATIONS	0	0	0	0	0	0	0	0
2800	CURFEW VIOLATIONS	1	0	1	0	0	2	1	5
2900	RUNAWAYS	0	0	0	0	0	1	0	1
3600	DOMESTIC DISTURBANCES	18	12	15	9	10	7	3	74
3610	OTHER DISTURBANCES	38	22	30	12	12	16	5	135
3810	FALSE ALARMS	6	11	22	5	7	12	2	65
3900	TRAFFIC AND PARKING PROBLEMS	16	23	28	11	7	15	7	107
6001	HIT AND RUN INJURY	0	0	0	0	0	0	0	0
6002	DEATH	0	0	0	0	0	0	0	0
6004	PROPERTY DAMAGE	0	0	1	0	0	0	0	1
6005	HIT AND RUN	1	3	7	0	1	1	0	13
6006	INJURY	0	2	4	1	0	2	0	9
6007	PEDESTRIAN	0	0	0	0	0	0	0	0
6008	NONINJURY	3	4	18	1	1	5	3	35
6010	OTHERS	0	0	0	0	0	0	0	0
6602	ABANDONED VEHICLES	7	0	11	3	5	2	4	32
8000	WARRANTS SERVED	10	12	7	1	0	2	2	34
MISC	ALL OTHER CALLS	153	309	198	82	73	104	48	967
	TOTAL	331	471	392	152	145	195	82	1768
	TOTAL 2016	287	400	423	190	176	242	88	1806
	INCREASE OR DECREASE FROM 2016	44	71	-31	-38	-31	-47	-6	-38
	PERCENT INCREASE OR DECREASE	15%	18%	-7%	-20%	-18%	-19%	-7%	-2%
TRAFFIC CITATIONS									
	SPEEDING	0	0	4	0	0	2	0	6
	ALL OTHER MOVING VIOLATIONS	52	42	30	8	18	15	12	177

Calls for Service - by UCR Code



Incidents Reported Between 02/01/2017 and 02/28/2017

All Municipalities

Code	Description	Primary Count	Secondary UCR Count		
			Code 2	Code 3	Code 4
0293	FORCIBLE FONDLING	1			
0315	ARMED - FIREARM - CHAIN STORE	2			
0341	STRONG ARM - HIGHWAY	5			
0440	ASSAULT - ATROCIOUS- HANDS,FISTS,FEET	4			
0450	OTHER ASSAULTS - NOT AGGRAVATED	16			
0512	BURGLARY-FORCED ENTRY-RESIDENCE-DAY	1			
0513	BURGLARY-FORCED ENTRY-RESIDNTL-TIME UNKN	2			
0526	UNLAWFUL ENTRY-NO FORCE-NONRES.-UNKNOWN	1			
0614	THEFT-\$200 & OVER-FROM AUTO (EXCPT 0615)	2			
0615	THEFT-\$200 & OVER-AUTO ACCESSORIES	1			
0616	THEFT-\$200 & OVER-BICYCLES	1			
0617	THEFT-\$200 & OVER-FROM BUILDINGS	10			
0619	THEFT-\$200 & OVER-ALL OTHER	6			
0623	THEFT-\$50 TO \$200-RETAIL THEFT	3			
0626	THEFT-\$50 TO \$200-BICYCLES	1			
0627	THEFT-\$50 TO \$200-FROM BUILDINGS	1			
0629	THEFT-\$50 TO \$200-ALL OTHER	1	1		
0633	THEFT-UNDER \$50-RETAIL THEFT	3			
0634	THEFT-UNDER \$50-FROM AUTO (EXCEPT 0635)	2			
0635	THEFT-UNDER \$50-AUTO PARTS & ACCESSORIES	2			
0637	THEFT - UNDER \$50 - FROM BUILDINGS	2			
0639	THEFT-UNDER \$50-ALL OTHER	4			
0644	THEFT-ATTEMPTED-FROM AUTO (EXCEPT 0645)	1			
0646	THEFT-ATTEMPTED-BICYCLES	1			
0647	THEFT-ATTEMPTED-FROM BUILDINGS	1			
0710	MOTOR VEHICLE THEFT-AUTO	1			
1020	COUNTERFEITING	5			
1100	FRAUD	7	2		
1110	FRAUD - BAD CHECKS	1			
1120	FRAUD - CREDIT CARDS	4			
1130	FRAUD - ALL OTHER (FLIM FLAM, CONFIDENCE	2			
1300	STOLEN PROPERTY-RECEIVING,POSSESSING,ETC	1			
1410	CRIMINAL MISCHIEF TO AUTOMOBILES	7			
1420	CRIMINAL MISCHIEF TO PRIVATE BUILDINGS	6			
1430	CRIMINAL MISCHIEF - PUBLIC BUILDINGS	1			
1440	CRIMINAL MISCHIEF - ALL OTHER	2			
1500	WEAPONS-CARRYING,POSSESSING,ETC.	0	1		
1531	WEAPONS - POSSESSION - FIREARMS	1			
1610	PROSTITUTION	1			
1700	SEX OFFENSES (EXCEPT RAPE & PROSTITUTION	0	1		
1811	NARCOTICS-SALE-MORPHINE,HEROIN,COCAINE	28			
1812	NARCOTICS-SALE-MARIJUANA, HASHISH, ETC.	4			
1813	DRUGS-SALE/MFG-SYNTHETIC NARCOTICS	8			
1831	NARCOTICS-POSSESSION-MORP,HEROIN,COCAIN	14	1		
1832	NARCOTICS-POSSESSION-MARIJUANA,ETC.	7	4		
1833	NARCOTICS-POSSESSION-SYNTHETIC NARCOTIC	8	2		
1834	NARCOTICS-POSSESSION-OTHER DANGEROUS	7	1		
2000	OFFENSES AGAINST FAMILY & CHILDREN	1			

Calls for Service - by UCR Code



Incidents Reported Between 02/01/2017 and 02/28/2017

All Municipalities

Code	Description	Primary Count	Secondary UCR Count		
			Code 2	Code 3	Code 4
2001	CHILD LINE REPORTS	12			
2020	OFFENSES AGAINST FAMILY-CHILD ABUSE	1			
2110	DRIVING UNDER THE INFLUENCE-LIQUOR/DRUGS	1	2		
2111	DRIVING UNDER THE INFLUENCE - ALCOHOL	4			
2300	PUBLIC DRUNKENNESS	24	1	1	
2400	DISORDERLY CONDUCT	5	1		
2410	HARASSMENT BY COMMUNICATION	15			
2430	DISORDERLY CONDUCT - DRUGS	3	1		
2450	HARASSMENT	16	1	1	
2600	ALL OTHER CRIMES CODE VIOLATIONS	2	1	2	
2616	ALL OTHERS - CONTEMPT OF COURT (NON M.V)	3			
2632	ALL OTHER OFFENSES - LITTERING	1			
2639	ALL OTHERS - ILLEGAL DUMPING	3			
2650	ALL OTHERS - PUBLIC NUISANCE	4			
2656	ALL OTHER - THREATS (KILL,BOMB,PHONE,ETC	3			
2660	ALL OTHER OFFENSES - TRESPASSING	3			
2811	CURFEW LAW (JUVENILE) - MALE	4			
2812	CURFEW LAW (JUVENILE) - FEMALE	1			
2910	LOST/MISSING PROPERTY	1			
2990	RUNAWAYS - (JUVENILE) - REPORTS	1			
3000	FOUND/RECOVERED PROPERTY	22	2		
3310	ATTEMPTED SUICIDES	3			
3320	DOA	6			
3330	NALOXONE USE/OVERDOSE	5	3		
3400	MENTAL HEALTH	24	1		
3500	SUSPICIOUS PERSONS,AUTOS,CIRCUMSTANCES	171			
3600	DISTURBANCES-DOMESTIC	74	10	5	1
3610	DISTURBANCES-JUVENILE	36			
3620	DISTURBANCES-OTHER (FIGHTS,DISPUTES,ETC)	93			
3630	LOUD MUSIC DISTURBANCE	5			
3640	ANIMAL COMPLAINTS-BARKING DOGS(FOUNDED)	1			
3800	SERVICE CALL-MISCELLANEOUS	65			
3810	SERVICE CALL-ALARMS-UNFOUNDED-EXCPT FIRE	65			
3830	SERVICE CALL-ASSIST OTHER AGENCY	1			
3840	FIRES (INCLUDING ALARMS-FOUNDED/UNFOUND)	7			
3870	MEDICAL EMERGENCY	110			
3900	TRAFFIC & PARKING PROBLEMS	107			
4014	NON-CRIMINAL-INVESTIGATE OPEN DOOR,ETC.	9			
4024	NON-CRIMINAL - WATER LEAKS,MAINS, ETC.	4			
4027	911 HANGUPS-UNFOUNDED	16			
4028	NON-CRIMINAL-OTHER INVESTIGATIONS	61			
4029	GUNSHOTS	4			
5008	LOST & FOUND - LOST ARTICLES	3			
5012	LOST & FOUND - MISSING JUVENILE MALE	1			
5100	JUVENILE	38			
5105	INFORMATION	5			
5502	ANIMAL COMPLAINTS - BARKING DOGS(UNF)	3			
5506	ANIMAL COMPLAINTS - STRAY ANIMALS	27			

Calls for Service - by UCR Code



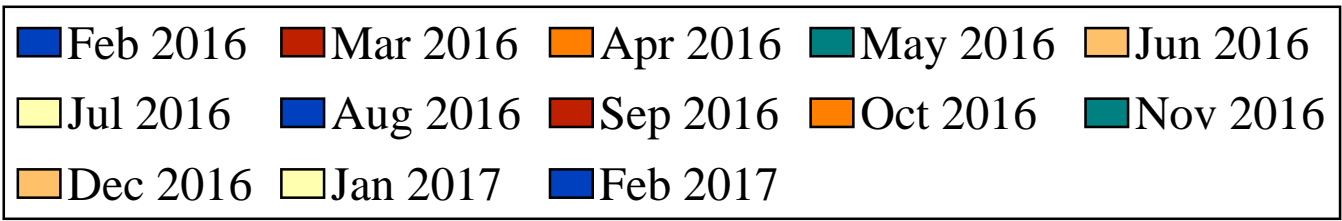
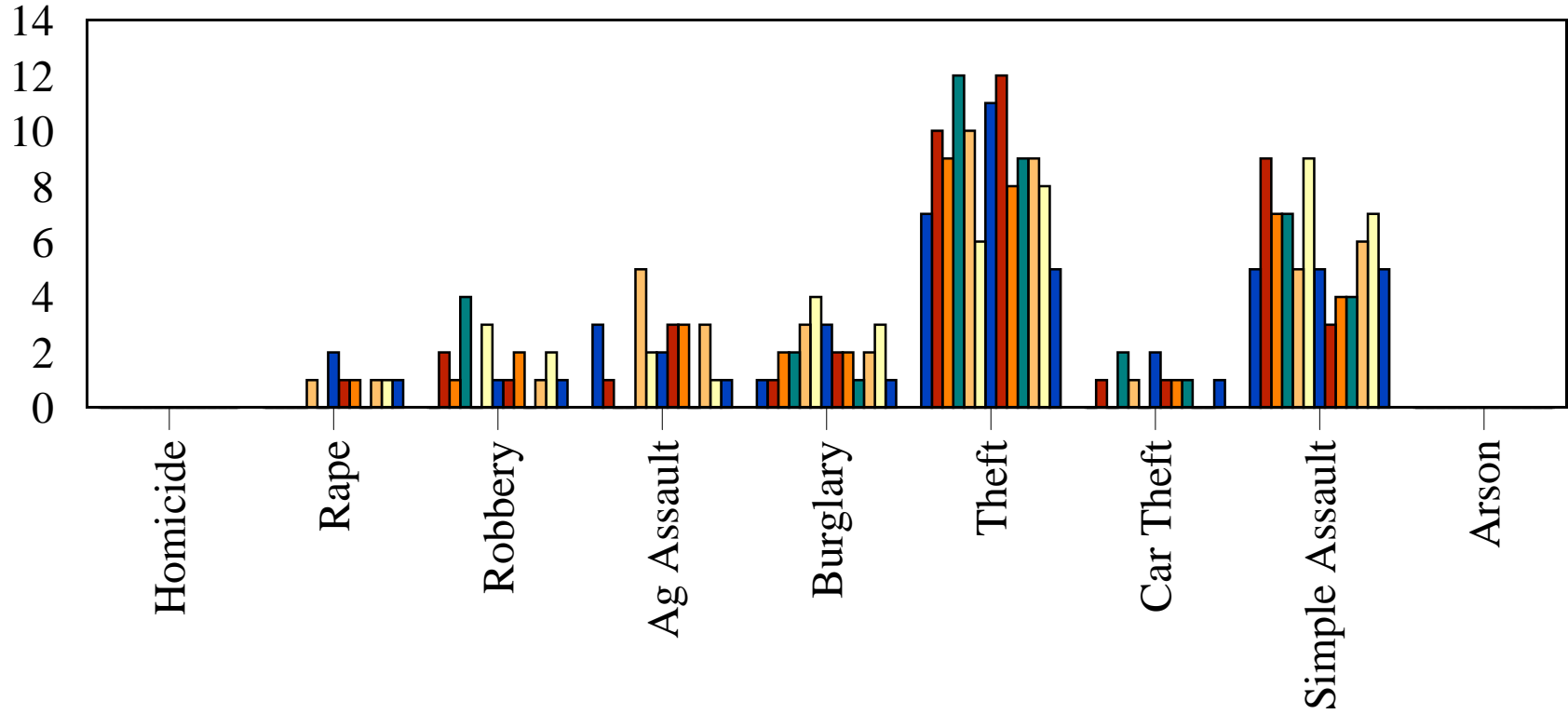
Incidents Reported Between 02/01/2017 and 02/28/2017

All Municipalities

Code	Description	Primary Count	Secondary UCR Count		
			Code 2	Code 3	Code 4
5510	ANIMAL COMPLAINTS - OTHER	11			
5590	ANIMAL COMPLAINTS - REPORTS	6			
6004	TRAFFIC ACC. INVOLVING PROPERTY DAMAGE	1			
6005	TRAFFIC ACCIDENT- HIT AND RUN	13			
6006	TRAFFIC ACCIDENT INVOLVING INJURY	9			
6008	ACCIDENT INVOLVING NONINJURY	35			
6350	TRAFFIC ENFORCEMENT-PATROL	5			
6602	TRAFFIC RELATED -IMPOUNDED,ABANDON M.V.	32			
6605	TRAFFIC RELATED-UNFOUND ACCIDENT	2			
6610	TRAFFIC RELATED - MOTORIST AID	2			
6613	TRAFFIC RELATED-SEIZED REG OR LICENSE	3			
7002	BUILDING CHECKS - OFFICER INITIATED	115			
7003	BUILDING CHECK BUSINESS	32			
7005	LIBRARY CHECK	1			
7012	PUBLIC SERVICES - BANK ESCORTS, ETC.	8			
7502	ASSIST OTHER AGENCIES - FIRE DEPT.	33			
7504	ASSIST OTHER AGENCIES - OTHER POLICE	49			
7506	ASSISTING OTHER AGENCIES - ALL OTHERS	12			
7508	ASSIST POTTSTOWN POLICE	14			
7510	LIVE SCAN	11			
8010	WARRANTS - LOCAL - CRIMINAL	1			
8110	WARRANTS - MONTGOMERY COUNTY BENCH	17	1		
8114	WARRANTS - OTHER AUTHORITY-OTHER WARRANT	16			
8504	DEPARTMENTAL SERVICES - JAIL DUTY	46			
9002	ADMINISTRATIVE DUTIES	1			
9100	CARD STRUCK WHEN NOT NEEDED	38			
CITT	TRAFFIC CITATION	204			
Total Calls		1,980			

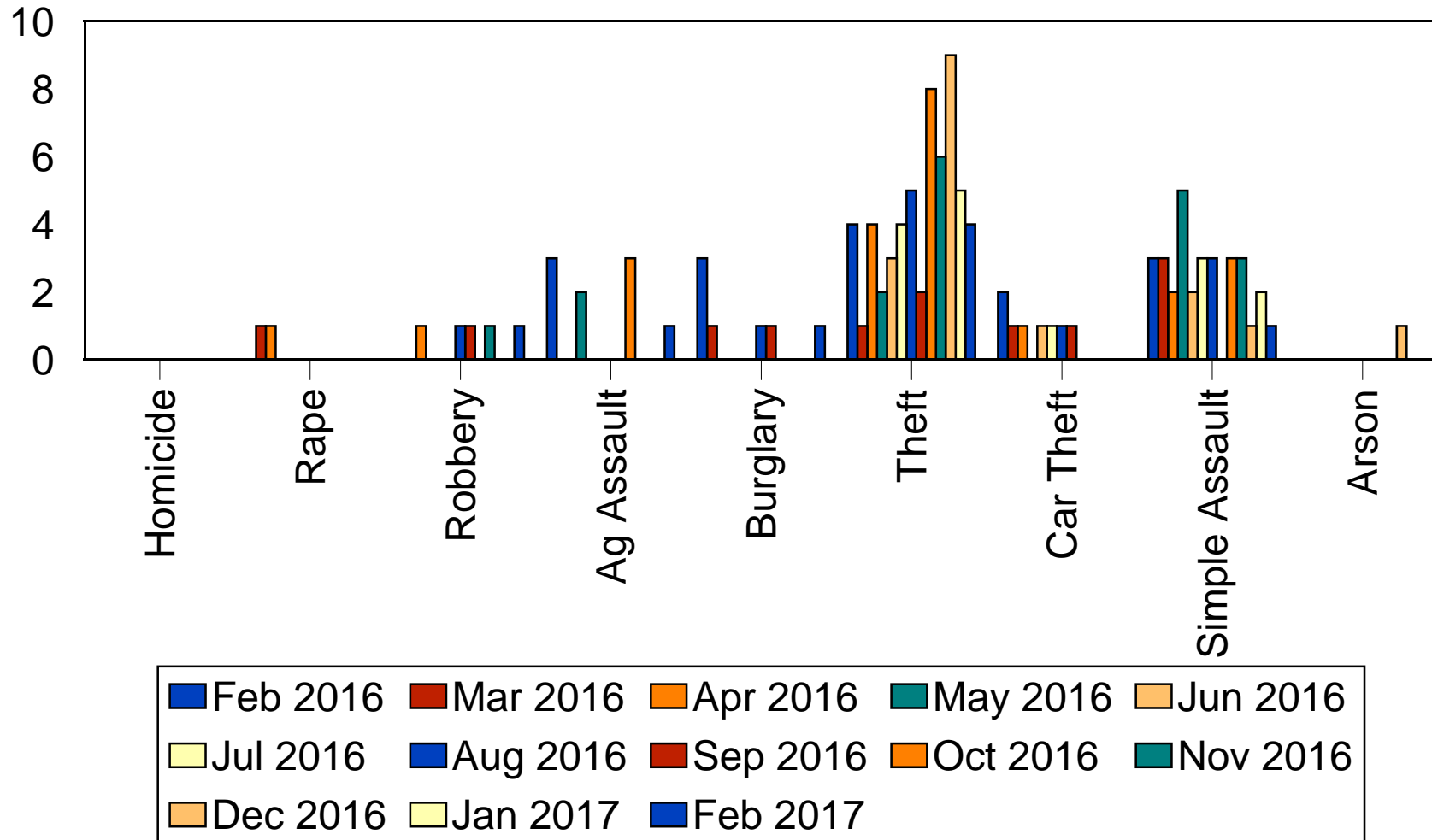
Ward 1

Part 1 Crimes - 12 Month Comparison



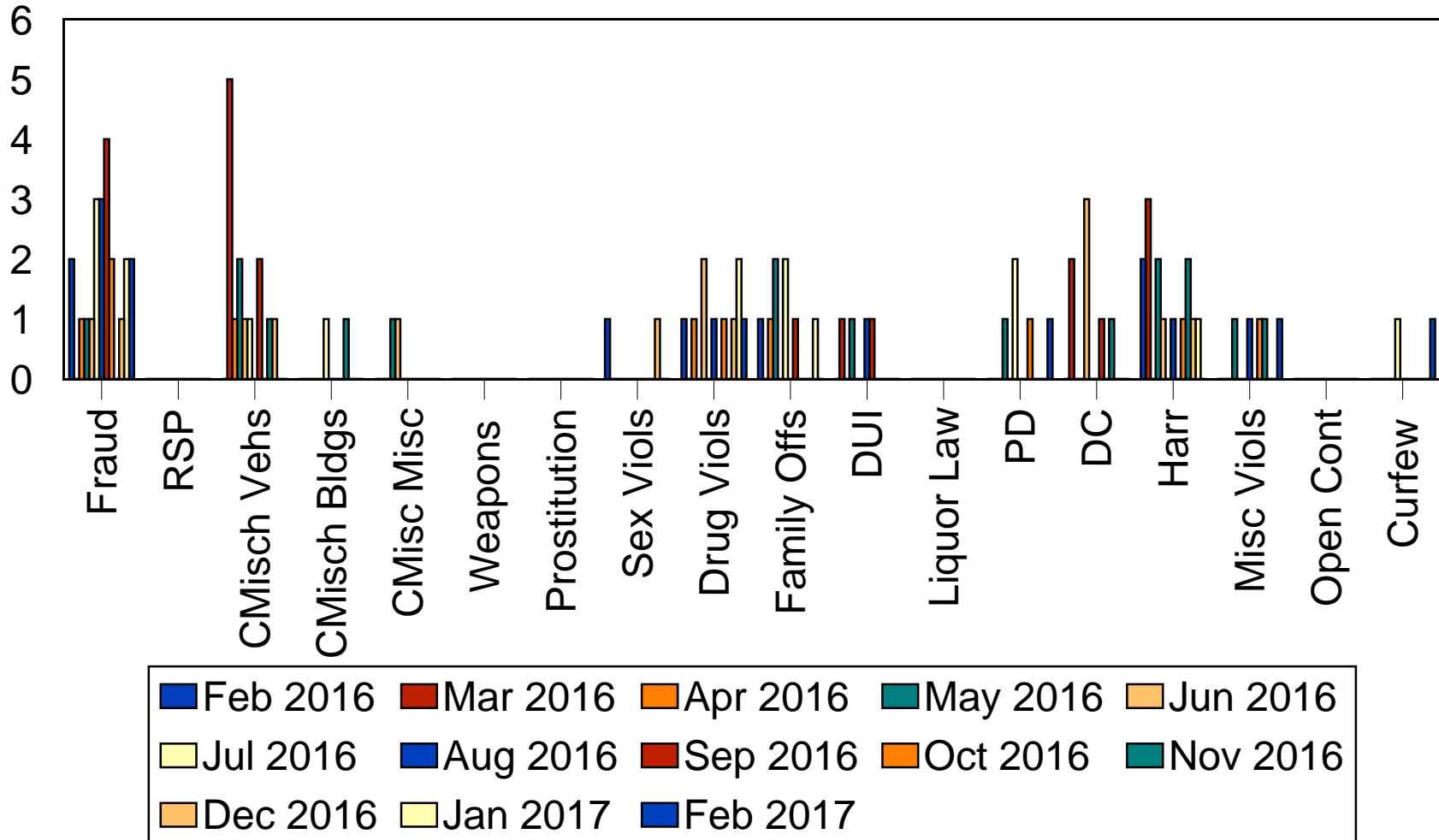
Ward 5

Part 1 Crimes - 12 Month Comparison



Ward 7

Part 2 Crimes - 12 Month Comparison



Borough of Pottstown

Part 2 Crimes - 12 Month Comparison

