

**POTTSTOWN POLICE DEPARTMENT
MEMORANDUM**

DATE: November 1, 2016

TO: BOROUGH COUNCIL

FROM: Chuck Bleile
Department Administrative Manager

REF: Monthly Report for September 2016

During September 2016 the Pottstown Police Department answered 2,165 calls for service. Of these calls 2,157 occurred in the Borough.

During the month we averaged 72.17 calls per day or 36.08 calls per 12 hour shift. For the year we have answered 18,700 calls. The daily average for the year is 68.25 calls per day or 34.12 calls per 12 hour shift.

During September 2015 we answered 2,150 calls. We answered 15 more calls this month than last September. This is an increase of .70% from last year. For the year we have answered 452 more calls than this time in 2015. This is an increase of 2.48%.

Cc Borough Manager
Assistant Borough Manager
Mayor
Capt
Chief
All Personnel

MONTHLY REPORT TO COUNCIL
POLICE ACTIVITY BY WARD

SEP 2016

TYPE OF CALL ANSWERED		WARD							BORO
CODE	ACTIVITY	1	2	3	4	5	6	7	TOTAL
0100	MURDER -MANSLAUGHTER	0	0	0	0	0	0	0	0
0200	FORCIBLE RAPE	1	1	0	0	0	0	0	2
0300	ROBBERY	1	1	0	0	1	0	0	3
0400	AGGRAVATED ASSAULT	3	1	1	0	0	1	1	7
0500	BURGLARY	2	0	4	1	1	3	0	11
0600	THEFT	12	7	16	7	2	10	0	54
0700	MOTOR VEHICLE THEFT	1	0	2	2	1	1	1	8
0450	ASSAULTS OTHER	3	3	3	2	0	2	1	14
0900	ARSON	0	0	0	0	0	0	0	0
1100	FRAUD	2	2	8	1	2	5	4	24
1300	REC STOLEN PROPERTY	0	0	0	0	0	0	0	0
1410	CRIMINAL MISCHIEF VEHICLES	4	1	4	2	1	6	2	20
1420	CRIMINAL MISCHIEF BUILDINGS	5	3	1	2	1	1	0	13
1440	CRIMINAL MISCHIEF ALL OTHERS	1	0	1	3	0	0	0	5
1500	WEAPONS VIOLATIONS	0	1	0	0	0	0	0	1
1600	PROSTITUTION	0	0	0	0	0	0	0	0
1700	SEX OFFENSES	0	1	0	0	0	0	0	1
1800	NARCOTICS VIOLATIONS	11	10	11	1	0	3	0	36
2000	OFFENSES AGAINST FAMILY	3	2	2	0	0	2	1	10
2100	DUI	1	0	0	0	0	0	1	2
2200	LIQUOR LAW VIOLATIONS	0	0	1	0	0	0	0	1
2300	PUBLIC DRUNKENESS	8	7	4	1	0	2	0	22
2400	DISORDERLY CONDUCT	9	1	1	0	2	1	1	15
2450	HARASSMENT	6	6	9	3	2	3	0	29
2600	ALL OTHER VIOLATIONS	4	6	1	1	1	0	0	13
2691	OPEN CONTAINER VIOLATIONS	2	0	0	0	0	0	0	2
2800	CURFEW VIOLATIONS	2	0	0	0	0	0	0	2
2900	RUNAWAYS	1	1	0	0	1	1	0	4
3600	DOMESTIC DISTURBANCES	17	15	24	13	11	8	4	92
3610	OTHER DISTURBANCES	42	31	27	22	17	16	2	157
3810	FALSE ALARMS	10	13	29	5	3	11	8	79
3900	TRAFFIC AND PARKING PROBLEMS	20	21	44	20	18	16	8	147
6001	HIT AND RUN INJURY	0	0	0	0	0	0	0	0
6002	DEATH	0	0	0	0	0	0	0	0
6004	PROPERTY DAMAGE	0	0	0	0	1	0	0	1
6005	HIT AND RUN	2	2	4	1	0	1	1	11
6006	INJURY	1	3	4	0	1	4	2	15
6007	PEDESTRIAN	0	1	1	0	0	0	0	2
6008	NONINJURY	3	5	20	5	2	2	4	41
6010	OTHERS	0	0	0	0	0	0	0	0
6602	ABANDONED VEHICLES	3	5	7	4	1	2	0	22
8000	WARRANTS SERVED	11	5	7	2	0	4	0	29
MISC	ALL OTHER CALLS	229	387	246	105	61	171	63	1262
TOTAL		420	542	482	203	130	276	104	2157
TOTAL 2015		426	520	530	197	151	227	89	2140
INCREASE OR DECREASE FROM 2015		-6	22	-48	6	-21	49	15	17
PERCENT INCREASE OR DECREASE		-1%	4%	-9%	3%	-14%	22%	17%	1%
TRAFFIC CITATIONS									
SPEEDING		0	0	2	0	0	1	0	3
ALL OTHER MOVING VIOLATIONS		52	52	55	8	44	42	28	281

Calls for Service - by UCR Code



Incidents Reported Between 09/01/2016 and 09/30/2016

All Municipalities

Code	Description	Primary Count	Secondary UCR Count		
			Code 2	Code 3	Code 4
0210	FORCIBLE RAPE	1			
0293	FORCIBLE FONDLING	1			
0311	ROBBERY-ARMED-FIREARM-HIGHWAY	2			
0316	ARMED - FIREARM - RESIDENCE	1			
0410	ASSAULT - FIREARM	1			
0430	ASSAULT-OTHER DANGEROUS WEAPON	3			
0440	ASSAULT - ATROCIOUS- HANDS,FISTS,FEET	3			
0450	OTHER ASSAULTS - NOT AGGRAVATED	14	2		
0511	BURGLARY-FORCED ENTRY-RESIDENCE-NIGHT	0	1		
0512	BURGLARY-FORCED ENTRY-RESIDENCE-DAY	1			
0513	BURGLARY-FORCED ENTRY-RESIDNTL-TIME UNKN	2			
0514	BURGLARY-FORCE ENTRY-NON-RESID-NIGHT	1			
0522	UNLAWFUL ENTRY-NO FORCE-RESIDENCE-DAY	1			
0523	UNLAWFUL ENTRY-NO FORCE-RESIDENCE-UNK.	2			
0526	UNLAWFUL ENTRY-NO FORCE-NONRES.-UNKNOWN	3			
0531	ATTEMPT FORCIBLE ENTRY-RESIDENCE-NIGHT	1			
0612	THEFT-\$200 & OVER-PURSE SNATCHING	1			
0613	THEFT-\$200 & OVER-RETAIL THEFT	3			
0614	THEFT-\$200 & OVER-FROM AUTO (EXCPT 0615)	4			
0615	THEFT-\$200 & OVER-AUTO ACCESSORIES	3			
0617	THEFT-\$200 & OVER-FROM BUILDINGS	11			
0619	THEFT-\$200 & OVER-ALL OTHER	2			
0623	THEFT-\$50 TO \$200-RETAIL THEFT	3			
0624	THEFT-\$50 TO \$200-FROM AUTO (EXCPT 0625)	2			
0626	THEFT-\$50 TO \$200-BICYCLES	2			
0627	THEFT-\$50 TO \$200-FROM BUILDINGS	3			
0629	THEFT-\$50 TO \$200-ALL OTHER	1			
0633	THEFT-UNDER \$50-RETAIL THEFT	5			
0634	THEFT-UNDER \$50-FROM AUTO (EXCEPT 0635)	3			
0635	THEFT-UNDER \$50-AUTO PARTS & ACCESSORIES	1			
0637	THEFT - UNDER \$50 - FROM BUILDINGS	3			
0639	THEFT-UNDER \$50-ALL OTHER	5			
0644	THEFT-ATTEMPTED-FROM AUTO (EXCEPT 0645)	2			
0710	MOTOR VEHICLE THEFT-AUTO	5			
0712	M.V. THEFT - STREET - RESIDENTIAL AREA	3			
1100	FRAUD	14			
1130	FRAUD - ALL OTHER (FLIM FLAM, CONFIDENCE	10			
1300	STOLEN PROPERTY-RECEIVING,POSSESSING,ETC	0	1		
1410	CRIMINAL MISCHIEF TO AUTOMOBILES	20			
1420	CRIMINAL MISCHIEF TO PRIVATE BUILDINGS	13			
1440	CRIMINAL MISCHIEF - ALL OTHER	2			
1450	ALL OTHER VANDALISM(GRAFFITI)	3			
1500	WEAPONS-CARRYING,POSSESSING,ETC.	1		1	
1700	SEX OFFENSES (EXCEPT RAPE & PROSTITUTION	1			
1811	NARCOTICS-SALE-MORPHINE,HEROIN,COCAINE	1		1	
1812	NARCOTICS-SALE-MARIJUANA, HASHISH, ETC.	1			
1813	DRUGS-SALE/MFG-SYNTHETIC NARCOTICS	2			
1831	NARCOTICS-POSSESSION-MORP,HEROIN,COCAIN	8	3		1

Calls for Service - by UCR Code



Incidents Reported Between 09/01/2016 and 09/30/2016

All Municipalities

Code	Description	Primary Count	Secondary UCR Count		
			Code 2	Code 3	Code 4
1832	NARCOTICS-POSSESSION-MARIJUANA,ETC.	16	2		
1833	NARCOTICS-POSSESSION-SYNTHETIC NARCOTIC	2			
1834	NARCOTICS-POSSESSION-OTHER DANGEROUS	6	2		
2000	OFFENSES AGAINST FAMILY & CHILDREN	10			
2110	DRIVING UNDER THE INFLUENCE-LIQUOR/DRUGS	1	2		
2111	DRIVING UNDER THE INFLUENCE - ALCOHOL	1			
2211	LIQUOR LAW-UNDERAGE-PURCH,CONSM,POSSES	1			
2300	PUBLIC DRUNKENNESS	22	1		
2400	DISORDERLY CONDUCT	14	1	1	
2410	HARASSMENT BY COMMUNICATION	16			
2430	DISORDERLY CONDUCT - DRUGS	1	1		
2450	HARASSMENT	13	1		
2600	ALL OTHER CRIMES CODE VIOLATIONS	1	2		
2639	ALL OTHERS - ILLEGAL DUMPING	5			
2650	ALL OTHERS - PUBLIC NUISANCE	4	1		
2660	ALL OTHER OFFENSES - TRESPASSING	2	1		
2664	ALL OTHER OFFENSES - ALL OTHER (MISC.)	1			
2691	OPEN CONTAINER ORDINANCE	2			
2811	CURFEW LAW (JUVENILE) - MALE	2			
2900	LOST/MISSING PERSONS	1			
2910	LOST/MISSING PROPERTY	4			
2990	RUNAWAYS - (JUVENILE) - REPORTS	4			
3000	FOUND/RECOVERED PROPERTY	31			
3300	SUICIDES	1			
3310	ATTEMPTED SUICIDES	1			
3320	DOA	5			
3330	NALOXONE USE/OVERDOSE	4		1	
3400	MENTAL HEALTH	27	1		
3500	SUSPICIOUS PERSONS,AUTOS,CIRCUMSTANCES	233	1		
3600	DISTURBANCES-DOMESTIC	92	12	4	
3610	DISTURBANCES-JUVENILE	20			
3620	DISTURBANCES-OTHER (FIGHTS,DISPUTES,ETC)	122			
3630	LOUD MUSIC DISTURBANCE	13			
3640	ANIMAL COMPLAINTS-BARKING DOGS(FOUNDED)	2			
3800	SERVICE CALL-MISCELLANEOUS	95			
3810	SERVICE CALL-ALARMS-UNFOUNDED-EXCPT FIRE	79			
3840	FIRES (INCLUDING ALARMS-FOUNDED/UNFOUND)	7			
3870	MEDICAL EMERGENCY	123	2		
3900	TRAFFIC & PARKING PROBLEMS	147			
4014	NON-CRIMINAL-INVESTIGATE OPEN DOOR,ETC.	5			
4026	NON-CRIMINAL-WIRES AND POLES DOWN	4			
4027	911 HANGUPS-UNFOUNDED	16			
4028	NON-CRIMINAL-OTHER INVESTIGATIONS	71			
4029	GUNSHOTS	1			
5008	LOST & FOUND - LOST ARTICLES	1			
5100	JUVENILE	74			
5105	INFORMATION	5			
5502	ANIMAL COMPLAINTS - BARKING DOGS(UNF)	12			

Calls for Service - by UCR Code



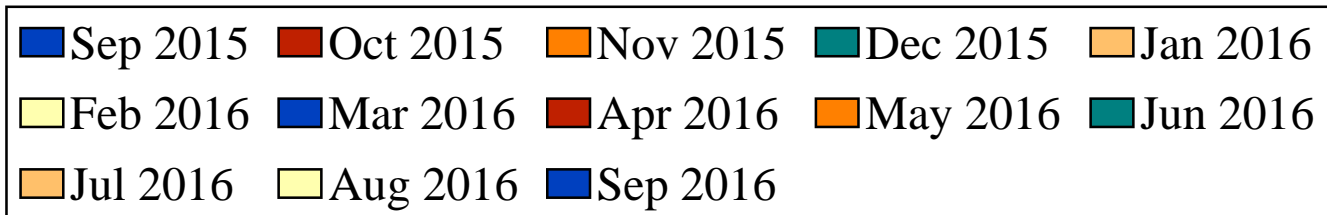
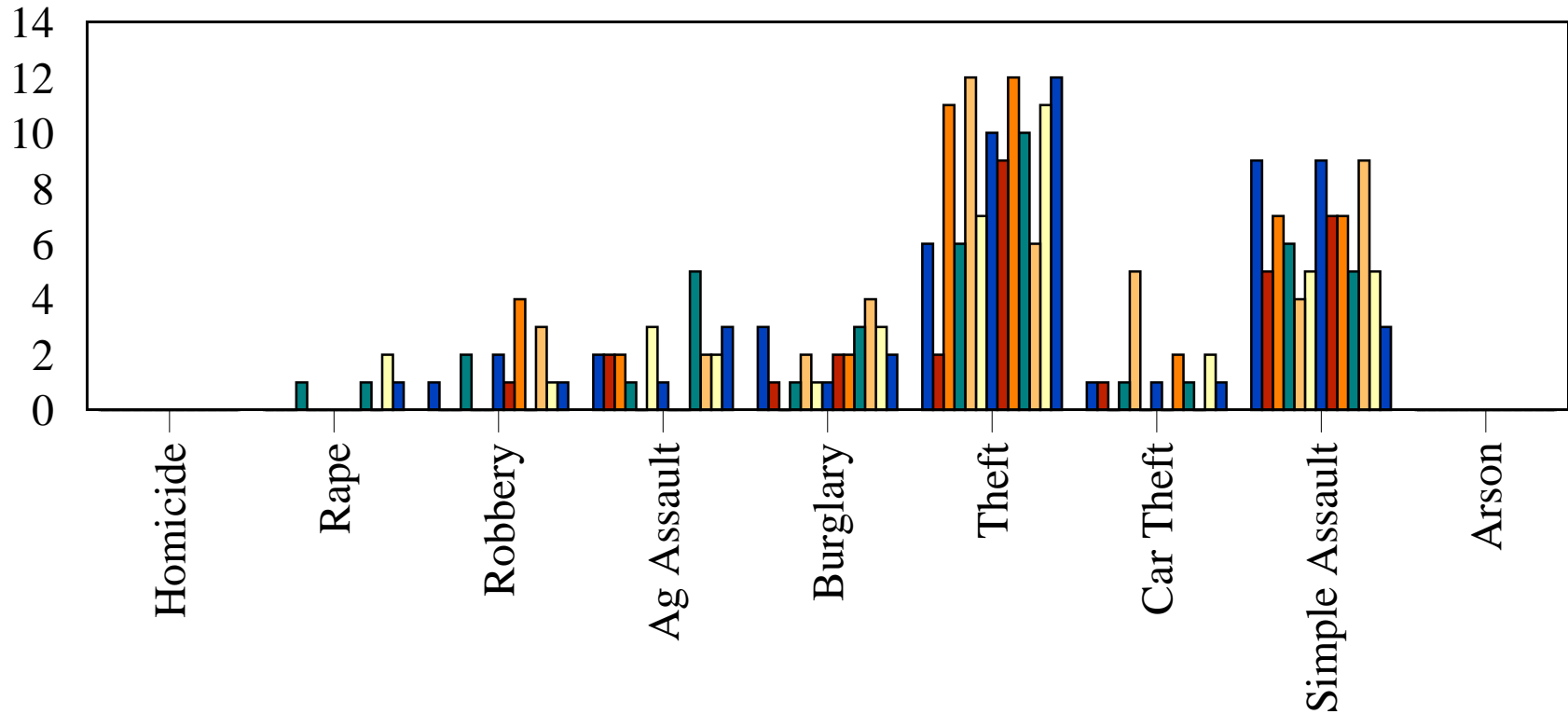
Incidents Reported Between 09/01/2016 and 09/30/2016

All Municipalities

Code	Description	Primary Count	Secondary UCR Count		
			Code 2	Code 3	Code 4
5504	ANIMAL COMPLAINTS - DOG BITES	2			
5506	ANIMAL COMPLAINTS - STRAY ANIMALS	23			
5510	ANIMAL COMPLAINTS - OTHER	13			
5590	ANIMAL COMPLAINTS - REPORTS	6			
6004	TRAFFIC ACC. INVOLVING PROPERTY DAMAGE	1			
6005	TRAFFIC ACCIDENT- HIT AND RUN	11			
6006	TRAFFIC ACCIDENT INVOLVING INJURY	15			
6007	TRAFFIC ACCIDENT-PEDESTRIAN	2			
6008	ACCIDENT INVOLVING NONINJURY	41			
6350	TRAFFIC ENFORCEMENT-PATROL	4			
6602	TRAFFIC RELATED -IMPOUNDED,ABANDON M.V.	22			
6605	TRAFFIC RELATED-UNFOUND ACCIDENT	8			
6607	TRAFFIC RELATED-SCHOOL CROSSING	1			
6610	TRAFFIC RELATED - MOTORIST AID	8			
6613	TRAFFIC RELATED-SEIZED REG OR LICENSE	3	1		
7002	BUILDING CHECKS - OFFICER INITIATED	195			
7003	BUILDING CHECK BUSINESS	20			
7004	BUILDING CHECKS - VACATION,VACANT HOME	1			
7008	PUBLIC SERVICES - MEDICAL ASSISTANCE	2			
7012	PUBLIC SERVICES - BANK ESCORTS, ETC.	3			
7502	ASSIST OTHER AGENCIES - FIRE DEPT.	33			
7504	ASSIST OTHER AGENCIES - OTHER POLICE	78	1		
7506	ASSISTING OTHER AGENCIES - ALL OTHERS	15			
7508	ASSIST POTTSTOWN POLICE	18			
7510	LIVE SCAN	13			
8110	WARRANTS - MONTGOMERY COUNTY BENCH	18	2		
8114	WARRANTS - OTHER AUTHORITY-OTHER WARRANT	11			
8504	DEPARTMENTAL SERVICES - JAIL DUTY	62			
9100	CARD STRUCK WHEN NOT NEEDED	41			
CITT	TRAFFIC CITATION	304			
Total Calls		2,469			

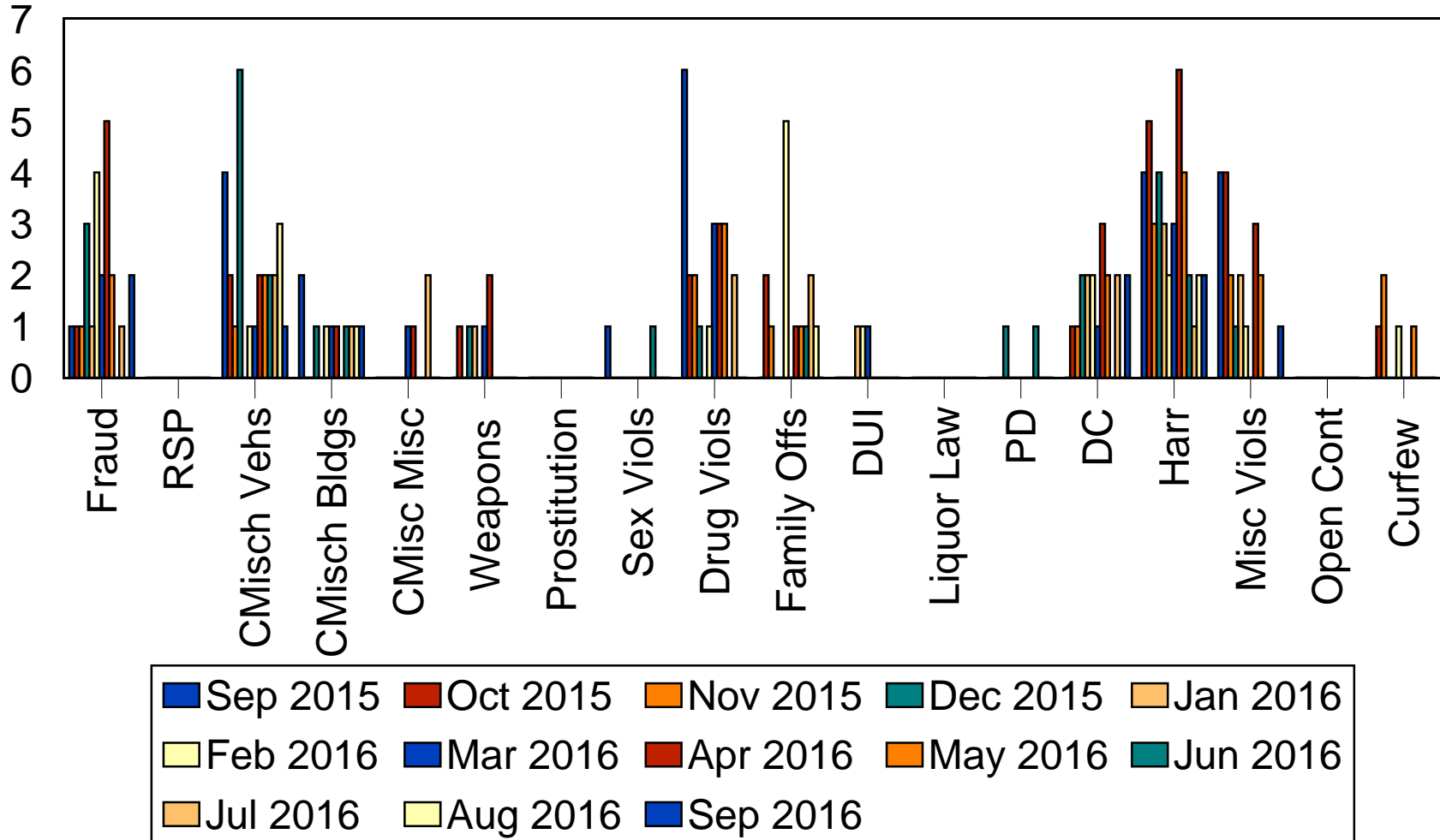
Ward 1

Part 1 Crimes - 12 Month Comparison



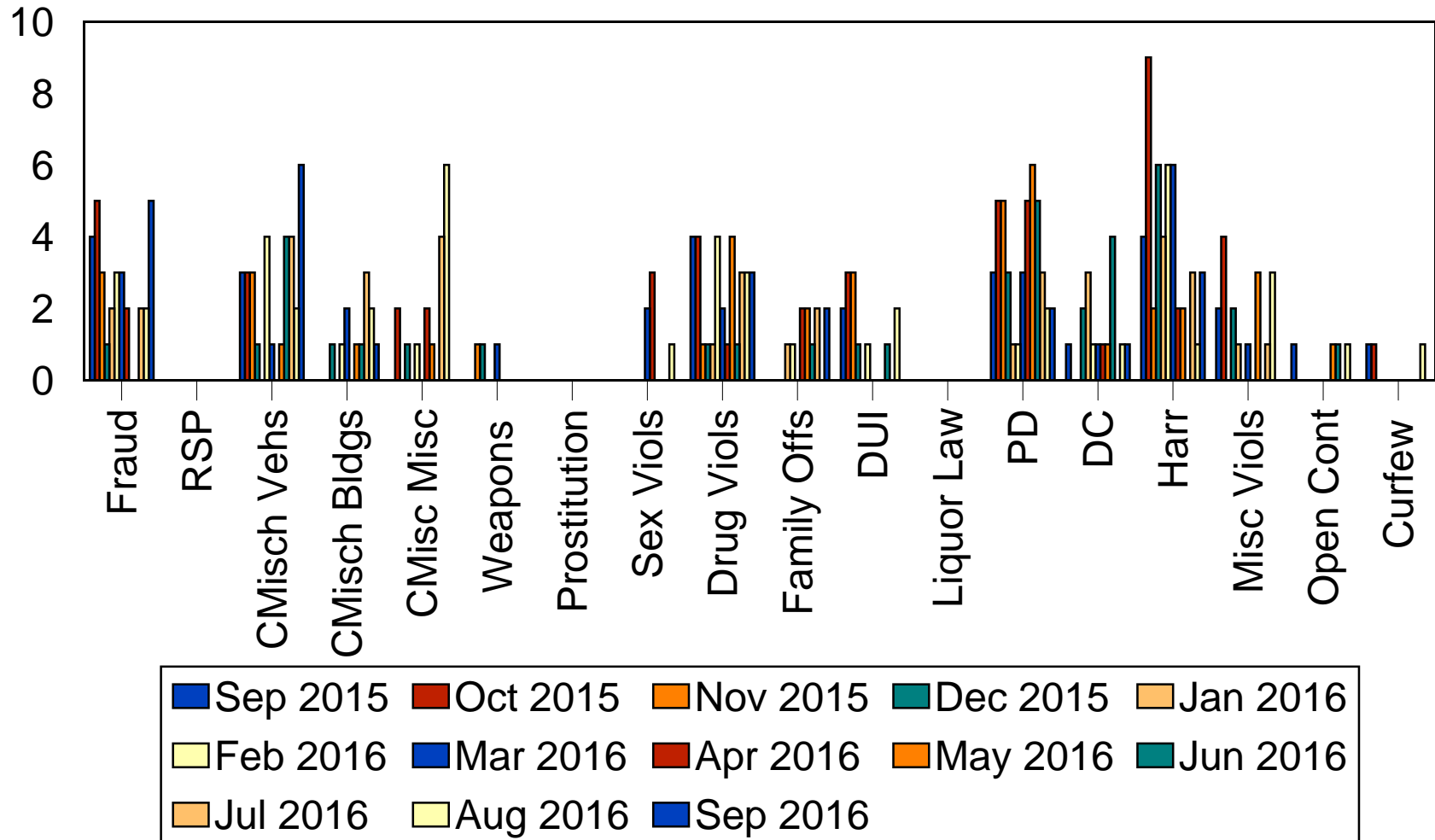
Ward 5

Part 2 Crimes - 12 Month Comparison



Ward 6

Part 2 Crimes - 12 Month Comparison



Borough of Pottstown

Part 2 Crimes - 12 Month Comparison

