

**POTTSTOWN POLICE DEPARTMENT
MEMORANDUM**

DATE: March 17, 2016
TO: BOROUGH COUNCIL
FROM: Chuck Bleile
Department Administrative Manager
REF: Monthly Report for February 2016

During February 2016 the Pottstown Police Department answered 1,811 calls for service. Of these calls 1,806 occurred in the Borough.

During the month we averaged 62.45 calls per day or 31.22 calls per 12 hour shift. For the year we have answered 3,742 calls. The daily average for the year is 62.37 calls per day or 31.18 calls per 12 hour shift.

During February 2015 we answered 1,751 calls. We answered 60 more calls this month than last February. This is an increase of 3.43% from last year. For the year we have answered 221 more calls than this time in 2015. This is an increase of 6.28%.

Cc Borough Manager
Assistant Borough Manager
Mayor
Capt
Chief
All Personnel

MONTHLY REPORT TO COUNCIL
POLICE ACTIVITY BY WARD

FEB 2016

TYPE OF CALL ANSWERED		WARD						BORO	
CODE	ACTIVITY	1	2	3	4	5	6	7	TOTAL
0100	MURDER -MANSLAUGHTER	0	0	0	0	0	0	0	0
0200	FORCIBLE RAPE	0	1	0	0	0	0	0	1
0300	ROBBERY	0	1	1	1	0	1	0	4
0400	AGGRAVATED ASSAULT	3	0	1	1	3	0	1	9
0500	BURGLARY	1	1	2	3	3	1	0	11
0600	THEFT	7	7	20	2	4	4	2	46
0700	MOTOR VEHICLE THEFT	0	0	1	1	2	0	0	4
0450	ASSAULTS OTHER	5	4	4	4	3	1	1	22
0900	ARSON	0	0	0	0	0	0	0	0
1100	FRAUD	1	4	7	0	4	3	2	21
1300	REC STOLEN PROPERTY	0	0	0	1	0	0	0	1
1410	CRIMINAL MISCHIEF VEHICLES	5	1	2	4	1	4	0	17
1420	CRIMINAL MISCHIEF BUILDINGS	0	1	2	0	1	1	0	5
1440	CRIMINAL MISCHIEF ALL OTHERS	0	0	0	1	0	1	0	2
1500	WEAPONS VIOLATIONS	0	0	0	0	0	0	0	0
1600	PROSTITUTION	0	1	0	0	0	0	0	1
1700	SEX OFFENSES	0	0	0	1	0	0	1	2
1800	NARCOTICS VIOLATIONS	10	9	4	1	1	4	1	30
2000	OFFENSES AGAINST FAMILY	2	1	5	2	5	1	1	17
2100	DUI	1	3	1	3	1	1	0	10
2200	LIQUOR LAW VIOLATIONS	0	1	0	0	0	0	0	1
2300	PUBLIC DRUNKENESS	6	4	0	3	0	1	0	14
2400	DISORDERLY CONDUCT	5	0	3	1	2	1	0	12
2450	HARASSMENT	8	7	6	11	2	6	2	42
2600	ALL OTHER VIOLATIONS	4	3	0	2	1	0	0	10
2691	OPEN CONTAINER VIOLATIONS	0	0	0	0	0	0	0	0
2800	CURFEW VIOLATIONS	0	0	0	1	1	0	0	2
2900	RUNAWAYS	0	1	1	0	0	0	0	2
3600	DOMESTIC DISTURBANCES	18	9	24	7	10	8	3	79
3610	OTHER DISTURBANCES	29	5	21	12	10	18	8	103
3810	FALSE ALARMS	1	6	20	4	14	15	9	69
3900	TRAFFIC AND PARKING PROBLEMS	24	24	39	12	13	18	11	141
6001	HIT AND RUN INJURY	0	0	0	0	0	0	0	0
6002	DEATH	0	0	0	1	0	0	0	1
6004	PROPERTY DAMAGE	0	3	0	1	0	0	1	5
6005	HIT AND RUN	1	5	3	1	2	2	1	15
6006	INJURY	2	0	4	0	0	1	0	7
6007	PEDESTRIAN	1	0	0	0	0	0	0	1
6008	NONINJURY	8	4	16	7	2	11	3	51
6010	OTHERS	0	0	0	0	0	0	0	0
6602	ABANDONED VEHICLES	1	15	7	6	3	6	0	38
8000	WARRANTS SERVED	5	2	2	1	2	2	0	14
MISC	ALL OTHER CALLS	139	277	227	95	86	131	41	996
TOTAL		287	400	423	190	176	242	88	1806
TOTAL 2015		326	489	393	151	117	175	88	1739
INCREASE OR DECREASE FROM 2015		-39	-89	30	39	59	67	0	67
PERCENT INCREASE OR DECREASE		-12%	-18%	8%	26%	50%	38%	0%	4%
TRAFFIC CITATIONS									
SPEEDING		0	1	1	0	0	0	3	5
ALL OTHER MOVING VIOLATIONS		45	50	27	4	2	24	19	171

Calls for Service - by UCR Code



Incidents Reported Between 02/01/2016 and 02/29/2016

All Municipalities

Code	Description	Primary Count	Secondary UCR Count		
			Code 2	Code 3	Code 4
0200	RAPE	1			
0313	ARMED - FIREARM - COMMERCIAL HOUSE	1			
0331	ARMED - OTHER DANGEROUS WEAPON - HWY.	1			
0341	STRONG ARM - HIGHWAY	1			
0356	ATTEMPT - FIREARM - RESIDENCE	1			
0410	ASSAULT - FIREARM	3			
0420	ASSAULT - KNIFE OR CUTTING INST	1			
0430	ASSAULT-OTHER DANGEROUS WEAPON	1			
0440	ASSAULT - ATROCIOUS- HANDS,FISTS,FEET	4			
0450	OTHER ASSAULTS - NOT AGGRAVATED	22	1		
0511	BURGLARY-FORCED ENTRY-RESIDENCE-NIGHT	1			
0512	BURGLARY-FORCED ENTRY-RESIDENCE-DAY	2			
0514	BURGLARY-FORCE ENTRY-NON-RESID-NIGHT	1			
0516	BURGLARY-FORCED ENTRY-NON-RESID-TIME UNK	1			
0521	UNLAWFUL ENTRY-NO FORCE-RESIDENCE-NIGHT	3			
0522	UNLAWFUL ENTRY-NO FORCE-RESIDENCE-DAY	1			
0523	UNLAWFUL ENTRY-NO FORCE-RESIDENCE-UNK.	2			
0613	THEFT-\$200 & OVER-RETAIL THEFT	4			
0614	THEFT-\$200 & OVER-FROM AUTO (EXCPT 0615)	1			
0617	THEFT-\$200 & OVER-FROM BUILDINGS	5			
0619	THEFT-\$200 & OVER-ALL OTHER	2			
0623	THEFT-\$50 TO \$200-RETAIL THEFT	8			
0625	THEFT-\$50-\$200-AUTO PARTS & ACCESSORIES	1			
0626	THEFT-\$50 TO \$200-BICYCLES	1			
0627	THEFT-\$50 TO \$200-FROM BUILDINGS	3			
0629	THEFT-\$50 TO \$200-ALL OTHER	3			
0633	THEFT-UNDER \$50-RETAIL THEFT	7			
0634	THEFT-UNDER \$50-FROM AUTO (EXCEPT 0635)	2			
0635	THEFT-UNDER \$50-AUTO PARTS & ACCESSORIES	4			
0637	THEFT - UNDER \$50 - FROM BUILDINGS	2	1		
0639	THEFT-UNDER \$50-ALL OTHER	1			
0644	THEFT-ATTEMPTED-FROM AUTO (EXCEPT 0645)	2			
0710	MOTOR VEHICLE THEFT-AUTO	1		2	
0712	M.V. THEFT - STREET - RESIDENTIAL AREA	2			
0724	M.V.THEFT-TRUCKS-SHOP CTR.,PARKING LOTS	1			
1010	FORGERY	1			
1100	FRAUD	5	1		
1120	FRAUD - CREDIT CARDS	7	1		
1130	FRAUD - ALL OTHER (FLIM FLAM, CONFIDENCE	8			
1300	STOLEN PROPERTY-RECEIVING,POSSESSING,ETC	1	1		1
1410	CRIMINAL MISCHIEF TO AUTOMOBILES	17			
1420	CRIMINAL MISCHIEF TO PRIVATE BUILDINGS	5			
1440	CRIMINAL MISCHIEF - ALL OTHER	2			
1500	WEAPONS-CARRYING,POSSESSING,ETC.	0	2		
1610	PROSTITUTION	1	1		
1700	SEX OFFENSES (EXCEPT RAPE & PROSTITUTION	2			
1811	NARCOTICS-SALE-MORPHINE,HEROIN,COCAINE	8	1		
1813	DRUGS-SALE/MFG-SYNTHETIC NARCOTICS	4			

Calls for Service - by UCR Code



Incidents Reported Between 02/01/2016 and 02/29/2016

All Municipalities

Code	Description	Primary Count	Secondary UCR Count		
			Code 2	Code 3	Code 4
1831	NARCOTICS-POSSESSION-MORP,HEROIN,COCAIN	5	1	1	
1832	NARCOTICS-POSSESSION-MARIJUANA,ETC.	9		1	
1833	NARCOTICS-POSSESSION-SYNTHETIC NARCOTIC	1	2		
1834	NARCOTICS-POSSESSION-OTHER DANGEROUS	3	2		
2000	OFFENSES AGAINST FAMILY & CHILDREN	17	2	2	
2110	DRIVING UNDER THE INFLUENCE-LIQUOR/DRUGS	7	3	1	
2111	DRIVING UNDER THE INFLUENCE - ALCOHOL	3			
2112	DRIVE UNDER INFLUENCE-ALCOHOL-IMPAIRED	0			1
2211	LIQUOR LAW-UNDERAGE-PURCH,CONSMP,POSSES	1			
2300	PUBLIC DRUNKENNESS	14			
2400	DISORDERLY CONDUCT	8			
2410	HARASSMENT BY COMMUNICATION	14			
2420	DISORDERLY CONDUCT-PUBLIC PLACES	2			
2430	DISORDERLY CONDUCT - DRUGS	1	1		
2440	DISORDERLY CONDUCT-DISTURBING THE PEACE	1			
2450	HARASSMENT	28			
2600	ALL OTHER CRIMES CODE VIOLATIONS	3	3	1	
2632	ALL OTHER OFFENSES - LITTERING	1			
2639	ALL OTHERS - ILLEGAL DUMPING	2			
2640	ALL OTHER ORDINANCE VIOLATIONS	1			
2650	ALL OTHERS - PUBLIC NUISANCE	3			
2660	ALL OTHER OFFENSES - TRESPASSING	0	1		
2811	CURFEW LAW (JUVENILE) - MALE	1			
2812	CURFEW LAW (JUVENILE) - FEMALE	1			
2910	LOST/MISSING PROPERTY	1			
2990	RUNAWAYS - (JUVENILE) - REPORTS	2			
3000	FOUND/RECOVERED PROPERTY	29	2		
3320	DOA	2			
3400	MENTAL HEALTH	19	1		
3500	SUSPICIOUS PERSONS,AUTOS,CIRCUMSTANCES	144			
3600	DISTURBANCES-DOMESTIC	79	13	3	2
3610	DISTURBANCES-JUVENILE	16			
3620	DISTURBANCES-OTHER (FIGHTS,DISPUTES,ETC)	78			
3630	LOUD MUSIC DISTURBANCE	6			
3640	ANIMAL COMPLAINTS-BARKING DOGS(FOUNDED)	3			
3800	SERVICE CALL-MISCELLANEOUS	76			
3810	SERVICE CALL-ALARMS-UNFOUNDED-EXCPT FIRE	69			
3840	FIRES (INCLUDING ALARMS-FOUNDED/UNFOUND)	3			
3870	MEDICAL EMERGENCY	125	1		
3900	TRAFFIC & PARKING PROBLEMS	141			
4014	NON-CRIMINAL-INVESTIGATE OPEN DOOR,ETC.	5			
4024	NON-CRIMINAL - WATER LEAKS,MAINS, ETC.	3			
4027	911 HANGUPS-UNFOUNDED	25			
4028	NON-CRIMINAL-OTHER INVESTIGATIONS	79			
4029	GUNSHOTS	2			
5004	LOST & FOUND - FOUND ARTICLES	1			
5008	LOST & FOUND - LOST ARTICLES	1			
5100	JUVENILE	20			

Calls for Service - by UCR Code



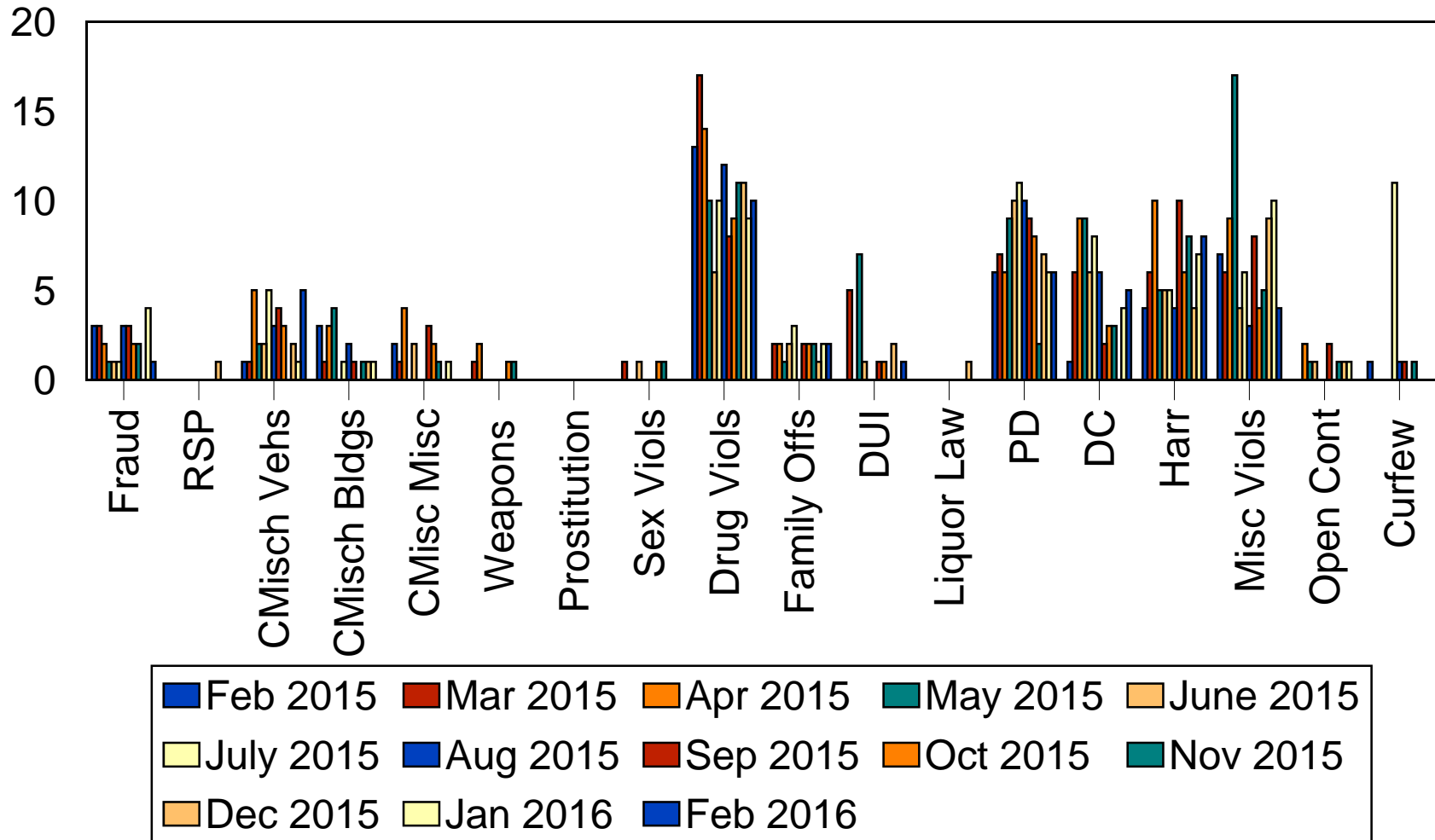
Incidents Reported Between 02/01/2016 and 02/29/2016

All Municipalities

Code	Description	Primary Count	Secondary UCR Count		
			Code 2	Code 3	Code 4
5105	INFORMATION	4			
5502	ANIMAL COMPLAINTS - BARKING DOGS(UNF)	5			
5504	ANIMAL COMPLAINTS - DOG BITES	2			
5506	ANIMAL COMPLAINTS - STRAY ANIMALS	25			
5510	ANIMAL COMPLAINTS - OTHER	8			
5590	ANIMAL COMPLAINTS - REPORTS	4			
6002	TRAFFIC ACCIDENT INVOLVING DEATH	1			
6004	TRAFFIC ACC. INVOLVING PROPERTY DAMAGE	5			
6005	TRAFFIC ACCIDENT- HIT AND RUN	15			
6006	TRAFFIC ACCIDENT INVOLVING INJURY	7			
6007	TRAFFIC ACCIDENT-PEDESTRIAN	1			
6008	ACCIDENT INVOLVING NONINJURY	51			
6350	TRAFFIC ENFORCEMENT-PATROL	3			
6602	TRAFFIC RELATED -IMPOUNDED,ABANDON M.V.	38			
6605	TRAFFIC RELATED-UNFOUND ACCIDENT	9			
6607	TRAFFIC RELATED-SCHOOL CROSSING	9			
6610	TRAFFIC RELATED - MOTORIST AID	5			
6613	TRAFFIC RELATED-SEIZED REG OR LICENSE	3			
7002	BUILDING CHECKS - OFFICER INITIATED	136			
7003	BUILDING CHECK BUSINESS	53			
7005	LIBRARY CHECK	8			
7006	PUBLIC SERVICES - LOCK OUT	4			
7012	PUBLIC SERVICES - BANK ESCORTS, ETC.	3			
7502	ASSIST OTHER AGENCIES - FIRE DEPT.	28			
7504	ASSIST OTHER AGENCIES - OTHER POLICE	66			
7506	ASSISTING OTHER AGENCIES - ALL OTHERS	10			
7508	ASSIST POTTSTOWN POLICE	7			
7510	LIVE SCAN	11			
7590	ASSISTING OTHER AGENCIES - REPORTS	1			
8110	WARRANTS - MONTGOMERY COUNTY BENCH	6	1		
8114	WARRANTS - OTHER AUTHORITY-OTHER WARRANT	8			
8504	DEPARTMENTAL SERVICES - JAIL DUTY	44			
9100	CARD STRUCK WHEN NOT NEEDED	18			
CITT	TRAFFIC CITATION	250			
Total Calls		2,061			

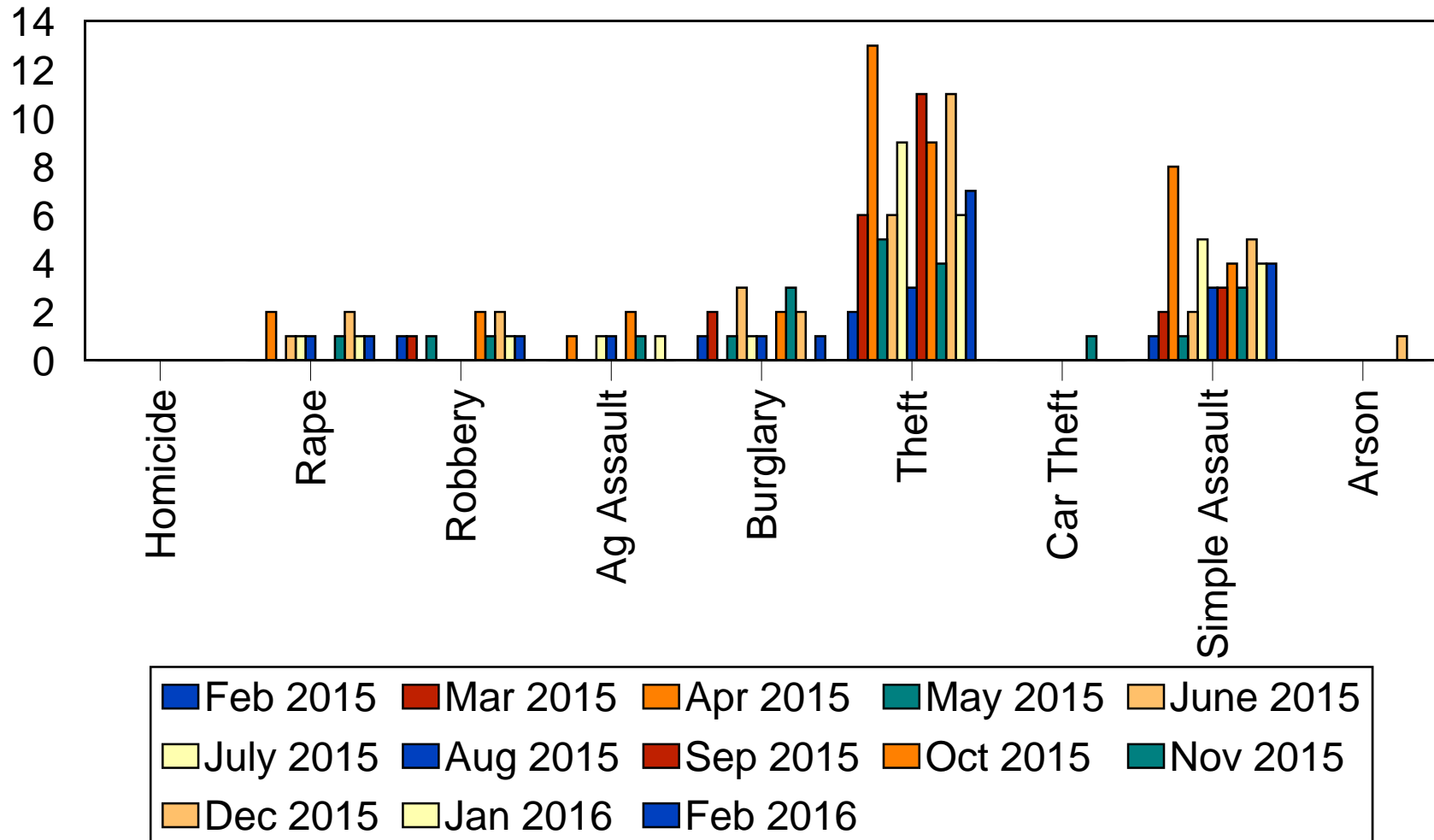
Ward 1

Part 2 Crimes - 12 Month Comparison



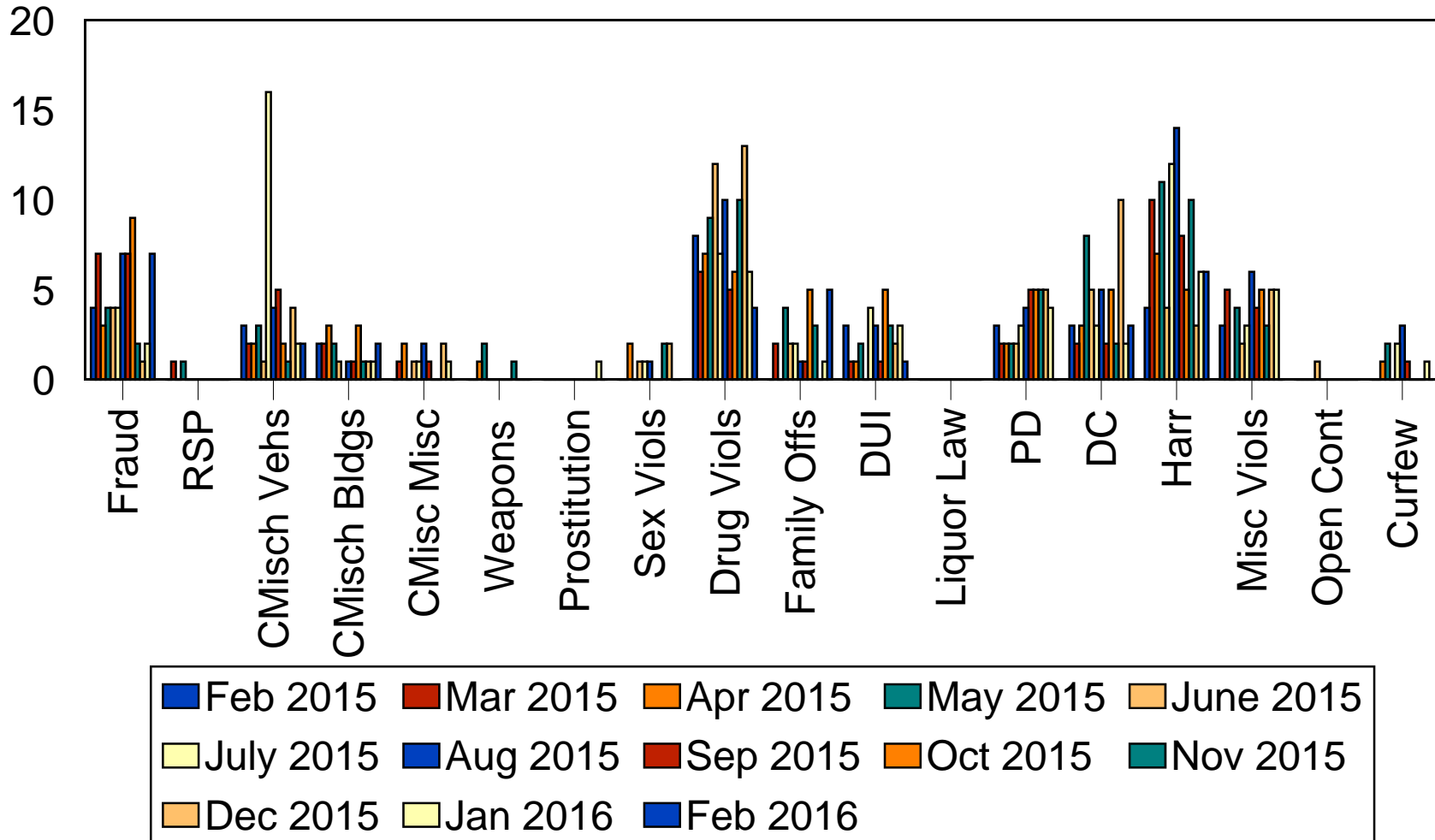
Ward 2

Part 1 Crimes - 12 Month Comparison



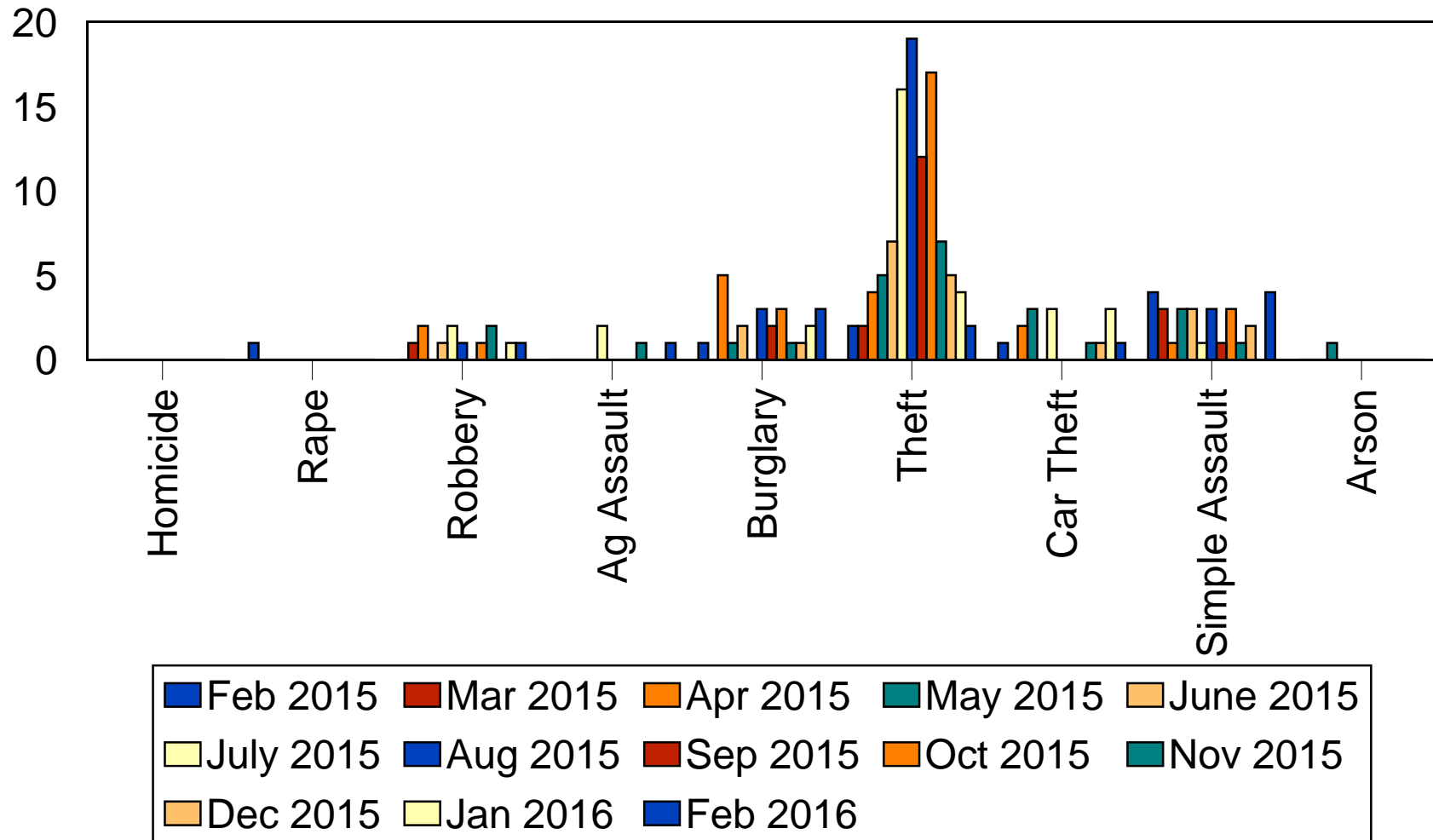
Ward 3

Part 2 Crimes - 12 Month Comparison



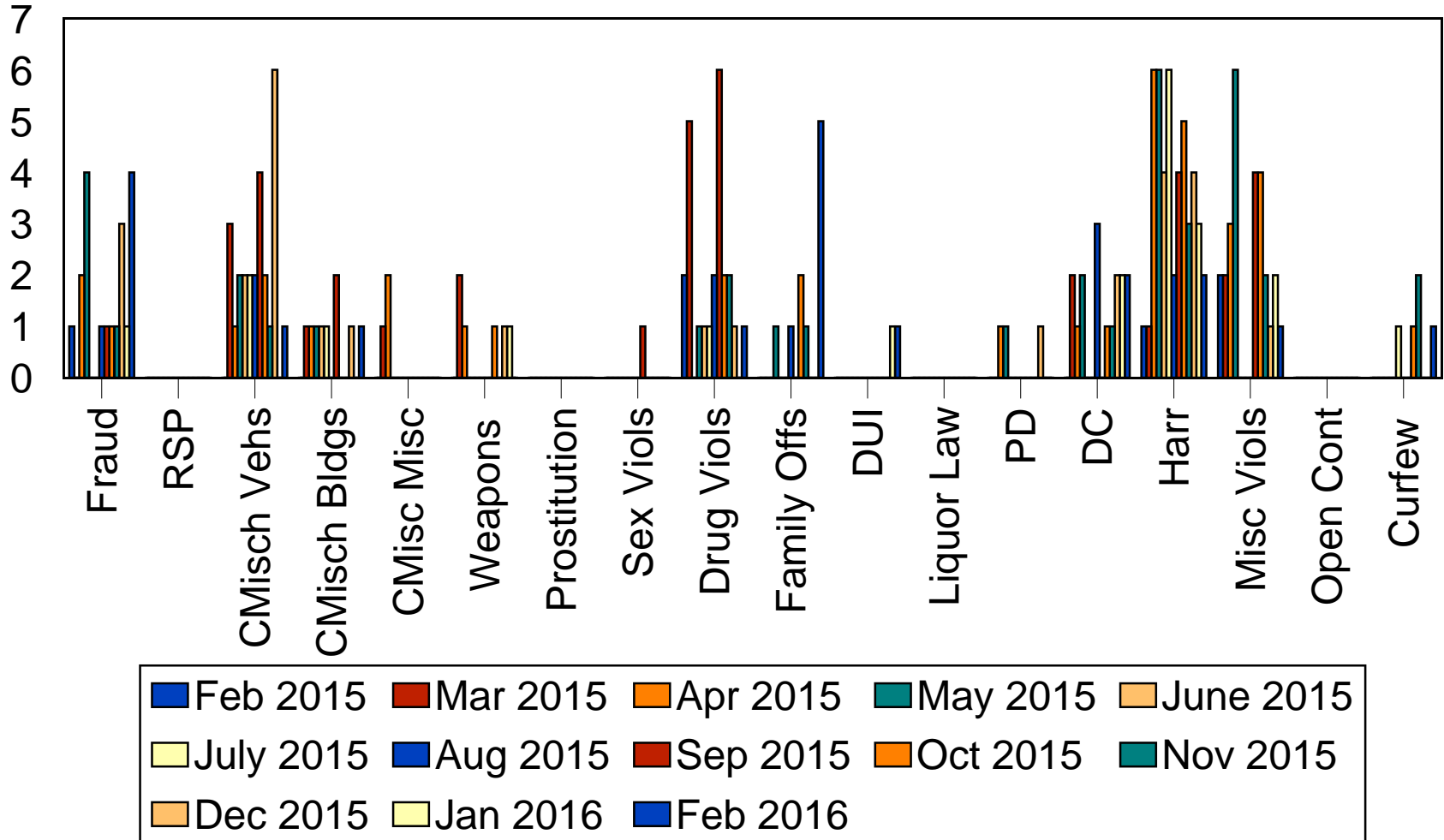
Ward 4

Part 1 Crimes - 12 Month Comparison



Ward 5

Part 2 Crimes - 12 Month Comparison



Borough of Pottstown

Part 2 Crimes - 12 Month Comparison

