

**POTTSTOWN POLICE DEPARTMENT
MEMORANDUM**

DATE: February 18, 2016
TO: BOROUGH COUNCIL
FROM: Chuck Bleile
Department Administrative Manager
REF: Monthly Report for January 2016

During January 2016 the Pottstown Police Department answered 1,931 calls for service. Of these calls 1,918 occurred in the Borough.

During the month we averaged 62.29 calls per day or 31.15 calls per 12 hour shift. For the year we have answered 1,931 calls. The daily average for the year is 62.29 calls per day or 31.15 calls per 12 hour shift.

During January 2015 we answered 1,770 calls. We answered 161 more calls this month than last January. This is an increase of 9.09% from last year. For the year we have answered 161 more calls than this time in 2015. This is an increase of 9.09%.

Cc Borough Manager
Assistant Borough Manager
Mayor
Capt
Chief
All Personnel

MONTHLY REPORT TO COUNCIL
POLICE ACTIVITY BY WARD

JAN 2016

TYPE OF CALL ANSWERED		WARD							BORO
CODE	ACTIVITY	1	2	3	4	5	6	7	TOTAL
0100	MURDER -MANSLAUGHTER	0	0	0	0	0	0	0	0
0200	FORCIBLE RAPE	0	1	0	0	1	0	0	2
0300	ROBBERY	0	1	1	1	0	2	0	5
0400	AGGRAVATED ASSAULT	0	1	1	0	4	0	0	6
0500	BURGLARY	2	0	2	2	2	1	0	9
0600	THEFT	12	6	22	4	7	3	0	54
0700	MOTOR VEHICLE THEFT	5	0	0	3	3	0	0	11
0450	ASSAULTS OTHER	4	4	2	0	2	1	0	13
0900	ARSON	0	0	0	0	0	0	0	0
1100	FRAUD	4	0	2	0	1	2	0	9
1300	REC STOLEN PROPERTY	0	0	0	0	0	0	0	0
1410	CRIMINAL MISCHIEF VEHICLES	1	2	2	2	0	0	0	7
1420	CRIMINAL MISCHIEF BUILDINGS	1	0	1	1	0	0	0	3
1440	CRIMINAL MISCHIEF ALL OTHERS	1	0	1	0	0	0	0	2
1500	WEAPONS VIOLATIONS	0	0	0	0	1	0	0	1
1600	PROSTITUTION	0	1	1	0	0	0	0	2
1700	SEX OFFENSES	0	1	0	0	0	0	0	1
1800	NARCOTICS VIOLATIONS	9	10	6	2	0	1	1	29
2000	OFFENSES AGAINST FAMILY	2	0	1	0	0	1	0	4
2100	DUI	0	3	3	1	1	0	0	8
2200	LIQUOR LAW VIOLATIONS	0	0	0	0	0	0	1	1
2300	PUBLIC DRUNKENESS	6	8	4	1	0	1	2	22
2400	DISORDERLY CONDUCT	4	5	2	0	2	3	0	16
2450	HARASSMENT	7	6	6	3	3	4	0	29
2600	ALL OTHER VIOLATIONS	10	3	5	4	2	1	0	25
2691	OPEN CONTAINER VIOLATIONS	1	0	0	0	0	0	0	1
2800	CURFEW VIOLATIONS	0	0	1	0	0	0	0	1
2900	RUNAWAYS	2	0	1	0	0	0	0	3
3600	DOMESTIC DISTURBANCES	19	18	29	7	8	11	6	98
3610	OTHER DISTURBANCES	38	28	16	9	13	19	4	127
3810	FALSE ALARMS	7	9	18	6	10	16	6	72
3900	TRAFFIC AND PARKING PROBLEMS	22	27	48	18	13	26	11	165
6001	HIT AND RUN INJURY	0	0	0	0	0	0	0	0
6002	DEATH	0	0	0	0	0	0	0	0
6004	PROPERTY DAMAGE	0	1	0	1	0	0	0	2
6005	HIT AND RUN	0	3	1	2	0	6	5	17
6006	INJURY	0	1	3	0	0	1	1	6
6007	PEDESTRIAN	0	0	0	0	0	0	0	0
6008	NONINJURY	5	7	16	5	3	7	1	44
6010	OTHERS	0	0	0	0	0	0	0	0
6602	ABANDONED VEHICLES	6	4	8	4	2	5	1	30
8000	WARRANTS SERVED	3	9	3	2	0	0	1	18
MISC	ALL OTHER CALLS	161	300	244	96	76	148	50	1075
TOTAL		332	459	450	174	154	259	90	1918
TOTAL 2015		384	416	401	144	107	190	115	1757
INCREASE OR DECREASE FROM 2015		-52	43	49	30	47	69	-25	161
PERCENT INCREASE OR DECREASE		-14%	10%	12%	21%	44%	36%	-22%	9%
TRAFFIC CITATIONS									
SPEEDING		0	0	2	1	0	3	0	6
ALL OTHER MOVING VIOLATIONS		31	50	52	12	6	23	20	194

Calls for Service - by UCR Code

Incidents Reported Between 01/01/2016 and 01/31/2016

All Municipalities

Code	Description	Primary Count	Secondary UCR Count		
			Code 2	Code 3	Code 4
0200	RAPE	2			
0311	ROBBERY-ARMED-FIREARM-HIGHWAY	1			
0314	ARMED - FIREARM - GAS SERVICE STATION	1			
0325	ARMED - KNIFE - CHAIN STORE	1			
0341	STRONG ARM - HIGHWAY	2			
0411	ASSAULT-KNIFE OR CUTTING INSTRUMENT	1			
0430	ASSAULT-OTHER DANGEROUS WEAPON	1			
0440	ASSAULT - ATROCIOUS- HANDS,FISTS,FEET	4			
0450	OTHER ASSAULTS - NOT AGGRAVATED	13	1		
0511	BURGLARY-FORCED ENTRY-RESIDENCE-NIGHT	1			
0513	BURGLARY-FORCED ENTRY-RESIDNTL-TIME UNKN	4			
0521	UNLAWFUL ENTRY-NO FORCE-RESIDENCE-NIGHT	2			
0522	UNLAWFUL ENTRY-NO FORCE-RESIDENCE-DAY	1			
0523	UNLAWFUL ENTRY-NO FORCE-RESIDENCE-UNK.	1			
0613	THEFT-\$200 & OVER-RETAIL THEFT	2			
0614	THEFT-\$200 & OVER-FROM AUTO (EXCPT 0615)	1			
0615	THEFT-\$200 & OVER-AUTO ACCESSORIES	2			
0617	THEFT-\$200 & OVER-FROM BUILDINGS	9			
0619	THEFT-\$200 & OVER-ALL OTHER	6			
0623	THEFT-\$50 TO \$200-RETAIL THEFT	8			
0625	THEFT-\$50-\$200-AUTO PARTS & ACCESSORIES	1			
0626	THEFT-\$50 TO \$200-BICYCLES	1			
0627	THEFT-\$50 TO \$200-FROM BUILDINGS	6			
0629	THEFT-\$50 TO \$200-ALL OTHER	2			
0633	THEFT-UNDER \$50-RETAIL THEFT	9			
0634	THEFT-UNDER \$50-FROM AUTO (EXCEPT 0635)	5			
0637	THEFT - UNDER \$50 - FROM BUILDINGS	1			
0639	THEFT-UNDER \$50-ALL OTHER	1			
0710	MOTOR VEHICLE THEFT-AUTO	10			
0712	M.V. THEFT - STREET - RESIDENTIAL AREA	1			
1010	FORGERY	1			
1020	COUNTERFEITING	1			
1100	FRAUD	3	1		
1120	FRAUD - CREDIT CARDS	2			
1130	FRAUD - ALL OTHER (FLIM FLAM, CONFIDENCE	2			
1300	STOLEN PROPERTY-RECEIVING,POSSESSING,ETC	0	1		
1410	CRIMINAL MISCHIEF TO AUTOMOBILES	7			
1420	CRIMINAL MISCHIEF TO PRIVATE BUILDINGS	3			
1440	CRIMINAL MISCHIEF - ALL OTHER	2			
1500	WEAPONS-CARRYING,POSSESSING,ETC.	1	1		
1610	PROSTITUTION	2			
1700	SEX OFFENSES (EXCEPT RAPE & PROSTITUTION	1			
1811	NARCOTICS-SALE-MORPHINE,HEROIN,COCAINE	7			
1812	NARCOTICS-SALE-MARIJUANA, HASHISH, ETC.	1			
1813	DRUGS-SALE/MFG-SYNTHETIC NARCOTICS	1			
1831	NARCOTICS-POSSESSION-MORP,HEROIN,COCAIN	7			
1832	NARCOTICS-POSSESSION-MARIJUANA,ETC.	8	3		
1834	NARCOTICS-POSSESSION-OTHER DANGEROUS	5	1		

Calls for Service - by UCR Code

Incidents Reported Between 01/01/2016 and 01/31/2016

All Municipalities

Code	Description	Primary Count	Secondary UCR Count		
			Code 2	Code 3	Code 4
2000	OFFENSES AGAINST FAMILY & CHILDREN	3			
2020	OFFENSES AGAINST FAMILY-CHILD ABUSE	1			
2111	DRIVING UNDER THE INFLUENCE - ALCOHOL	7			
2112	DRIVE UNDER INFLUENCE-ALCOHOL-IMPAIRED	1			
2211	LIQUOR LAW-UNDERAGE-PURCH,CONSMP,POSSES	1			
2300	PUBLIC DRUNKENNESS	22	1		
2400	DISORDERLY CONDUCT	11	1		
2410	HARASSMENT BY COMMUNICATION	18			
2430	DISORDERLY CONDUCT - DRUGS	1	2		
2440	DISORDERLY CONDUCT-DISTURBING THE PEACE	2			
2450	HARASSMENT	11			
2460	DISORDERLY CONDUCT-OBSCENE LANGUAGE	2			
2600	ALL OTHER CRIMES CODE VIOLATIONS	3	2		
2632	ALL OTHER OFFENSES - LITTERING	2			
2639	ALL OTHERS - ILLEGAL DUMPING	7			
2640	ALL OTHER ORDINANCE VIOLATIONS	4			
2650	ALL OTHERS - PUBLIC NUISANCE	6			
2656	ALL OTHER - THREATS (KILL,BOMB,PHONE,ETC	1			
2660	ALL OTHER OFFENSES - TRESPASSING	2	3	1	
2691	OPEN CONTAINER ORDINANCE	1			
2811	CURFEW LAW (JUVENILE) - MALE	1			
2910	LOST/MISSING PROPERTY	2			
2990	RUNAWAYS - (JUVENILE) - REPORTS	3			
3000	FOUND/RECOVERED PROPERTY	30	2		
3310	ATTEMPTED SUICIDES	1			
3320	DOA	7			
3400	MENTAL HEALTH	34	1		
3500	SUSPICIOUS PERSONS,AUTOS,CIRCUMSTANCES	148			
3600	DISTURBANCES-DOMESTIC	98	17	1	
3610	DISTURBANCES-JUVENILE	8			
3620	DISTURBANCES-OTHER (FIGHTS,DISPUTES,ETC)	110	1		
3630	LOUD MUSIC DISTURBANCE	9			
3800	SERVICE CALL-MISCELLANEOUS	94			
3810	SERVICE CALL-ALARMS-UNFOUNDED-EXCPT FIRE	72			
3830	SERVICE CALL-ASSIST OTHER AGENCY	1			
3840	FIRES (INCLUDING ALARMS-FOUNDED/UNFOUND)	11			
3870	MEDICAL EMERGENCY	165	1		
3900	TRAFFIC & PARKING PROBLEMS	165	2		
4002	NON-CRIMINAL-ACCIDENT-HOME(NON-TRAFFIC)	1			
4012	NON-CRIMINAL - GAS LEAKS & EXPLOSIONS	1			
4014	NON-CRIMINAL-INVESTIGATE OPEN DOOR,ETC.	5			
4024	NON-CRIMINAL - WATER LEAKS,MAINS, ETC.	3			
4026	NON-CRIMINAL-WIRES AND POLES DOWN	2			
4027	911 HANGUPS-UNFOUNDED	21			
4028	NON-CRIMINAL-OTHER INVESTIGATIONS	51			
4029	GUNSHOTS	3			
5008	LOST & FOUND - LOST ARTICLES	2			
5014	LOST & FOUND - MISSING ADULT FEMALES	2			

Calls for Service - by UCR Code



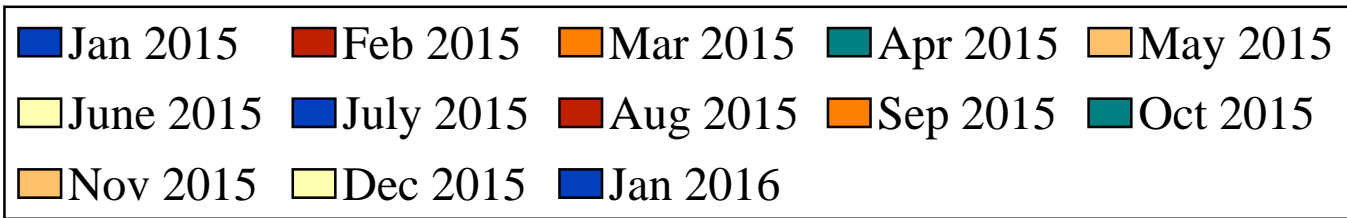
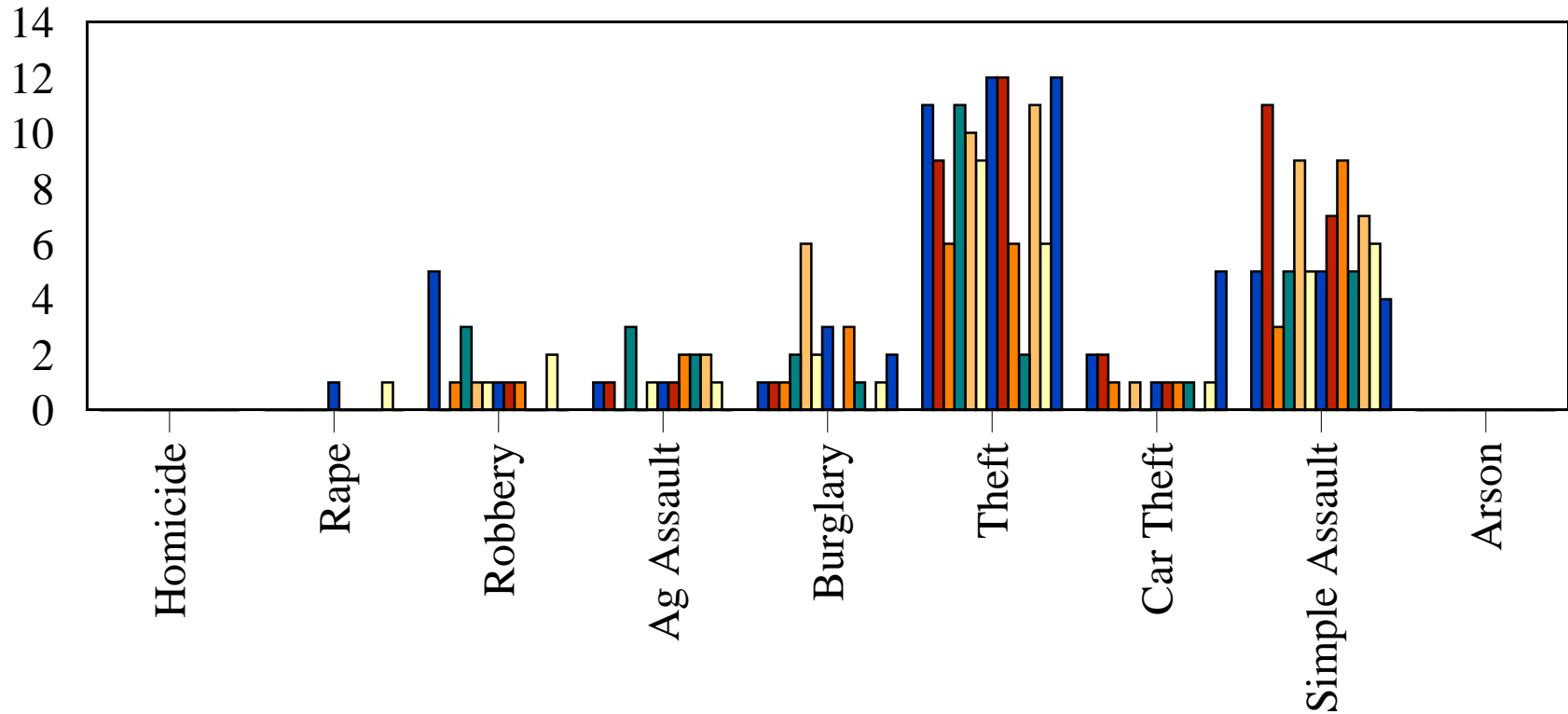
Incidents Reported Between 01/01/2016 and 01/31/2016

All Municipalities

Code	Description	Primary Count	Secondary UCR Count		
			Code 2	Code 3	Code 4
5100	JUVENILE	26			
5105	INFORMATION	4			
5502	ANIMAL COMPLAINTS - BARKING DOGS(UNF)	4			
5504	ANIMAL COMPLAINTS - DOG BITES	1			
5506	ANIMAL COMPLAINTS - STRAY ANIMALS	18			
5510	ANIMAL COMPLAINTS - OTHER	11			
5590	ANIMAL COMPLAINTS - REPORTS	2			
6004	TRAFFIC ACC. INVOLVING PROPERTY DAMAGE	2			
6005	TRAFFIC ACCIDENT- HIT AND RUN	17			
6006	TRAFFIC ACCIDENT INVOLVING INJURY	6			
6008	ACCIDENT INVOLVING NONINJURY	44			
6350	TRAFFIC ENFORCEMENT-PATROL	3			
6602	TRAFFIC RELATED -IMPOUNDED,ABANDON M.V.	30	1		
6605	TRAFFIC RELATED-UNFOUNDED ACCIDENT	4			
6607	TRAFFIC RELATED-SCHOOL CROSSING	6			
6610	TRAFFIC RELATED - MOTORIST AID	5			
6613	TRAFFIC RELATED-SEIZED REG OR LICENSE	6	1		
7002	BUILDING CHECKS - OFFICER INITIATED	147			
7003	BUILDING CHECK BUSINESS	74			
7005	LIBRARY CHECK	4			
7012	PUBLIC SERVICES - BANK ESCORTS, ETC.	4			
7502	ASSIST OTHER AGENCIES - FIRE DEPT.	30			
7504	ASSIST OTHER AGENCIES - OTHER POLICE	44			
7506	ASSISTING OTHER AGENCIES - ALL OTHERS	14			
7508	ASSIST POTTSTOWN POLICE	11			
7510	LIVE SCAN	14			
8110	WARRANTS - MONTGOMERY COUNTY BENCH	10		1	
8114	WARRANTS - OTHER AUTHORITY-OTHER WARRANT	8	2	1	
8504	DEPARTMENTAL SERVICES - JAIL DUTY	38			
9100	CARD STRUCK WHEN NOT NEEDED	34			
CITT	TRAFFIC CITATION	149			
Total Calls		2,080			

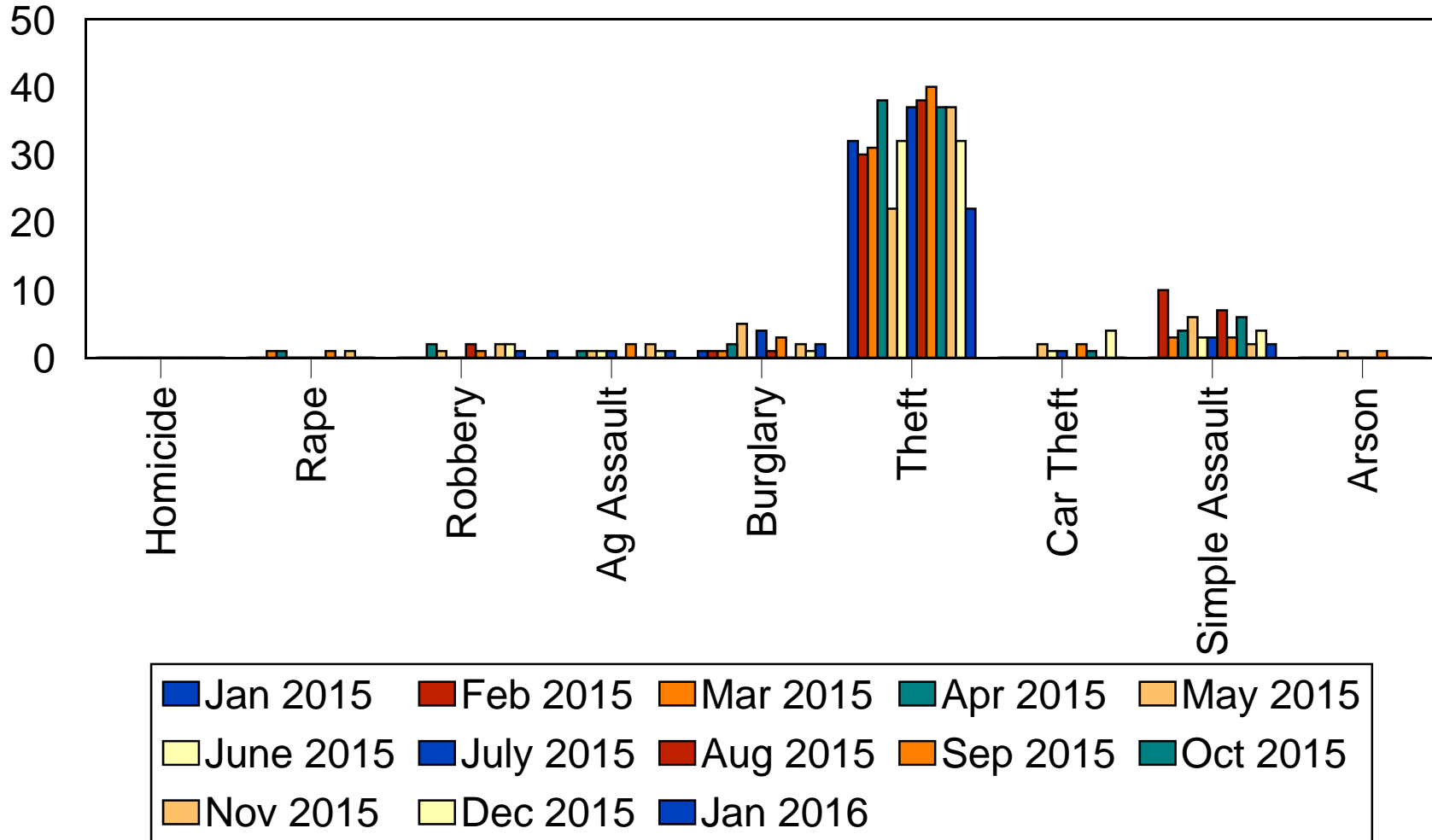
Ward 1

Part 1 Crimes - 12 Month Comparison



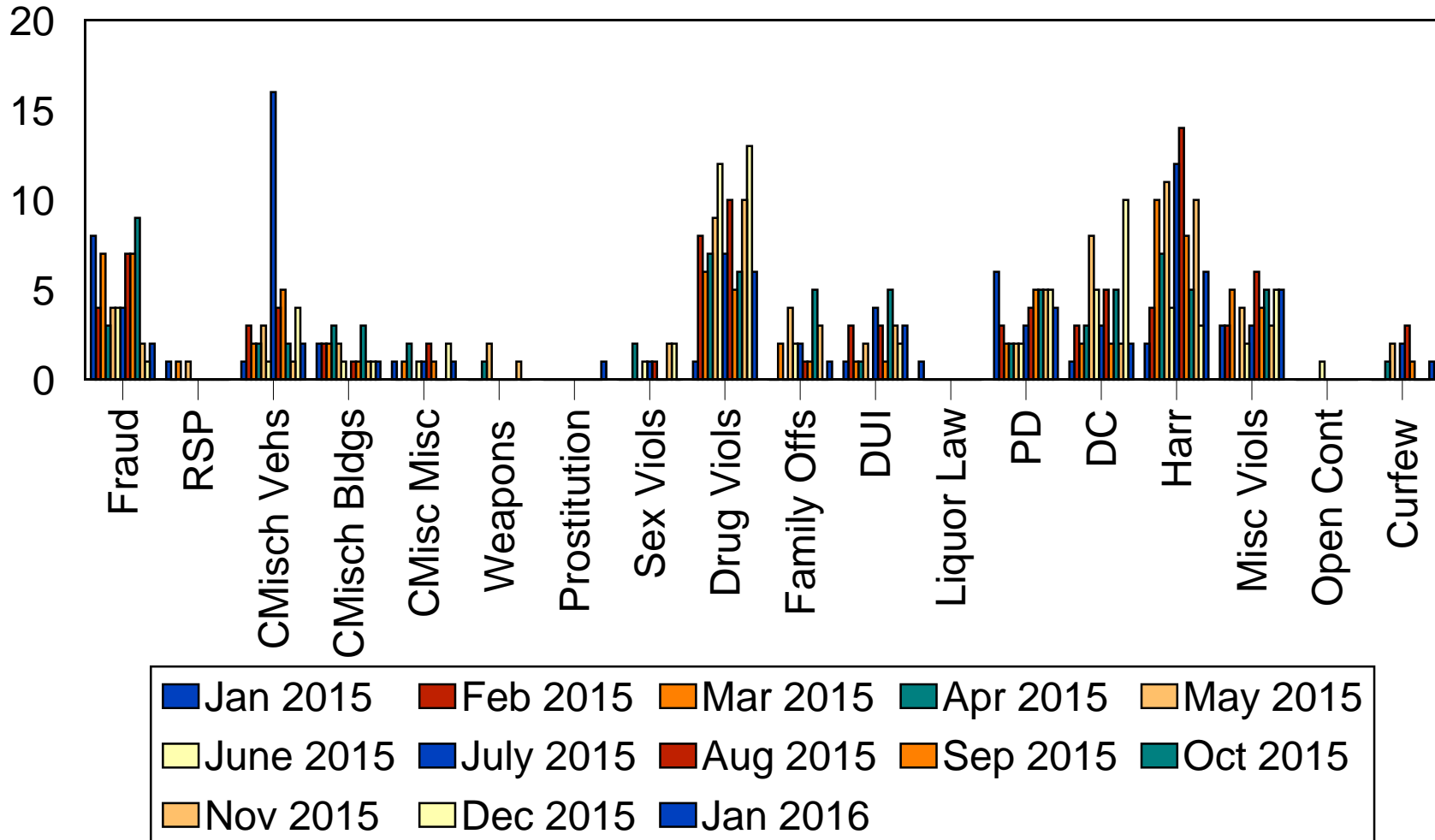
Ward 3

Part 1 Crimes - 12 Month Comparison



Ward 3

Part 2 Crimes - 12 Month Comparison



Ward 5

Part 1 Crimes - 12 Month Comparison

