

**POTTSTOWN POLICE DEPARTMENT
MEMORANDUM**

DATE: February 4, 2016
TO: BOROUGH COUNCIL
FROM: Chuck Bleile
Department Administrative Manager
REF: Monthly Report for December 2015

During December 2015 the Pottstown Police Department answered 1,928 calls for service. Of these calls 1,912 occurred in the Borough.

During the month we averaged 62.19 calls per day or 31.10 calls per 12 hour shift. For the year we have answered 24,118 calls. The daily average for the year is 66.07 calls per day or 33.04 calls per 12 hour shift.

During December 2014 we answered 1,717 calls. We answered 211 more calls this month than last December. This is an increase of 12.29% from last year. For the year we have answered 1,663 more calls than this time in 2014. This is an increase of 7.41%.

Cc Borough Manager
Assistant Borough Manager
Mayor
Capt
Chief
All Personnel

MONTHLY REPORT TO COUNCIL
POLICE ACTIVITY BY WARD

DEC 2015

TYPE OF CALL ANSWERED		WARD							BORO
CODE	ACTIVITY	1	2	3	4	5	6	7	TOTAL
0100	MURDER -MANSLAUGHTER	0	0	0	0	0	0	0	0
0200	FORCIBLE RAPE	1	2	0	0	0	0	1	4
0300	ROBBERY	2	2	2	0	0	0	1	7
0400	AGGRAVATED ASSAULT	1	0	1	0	0	0	0	2
0500	BURGLARY	1	2	1	1	3	2	0	10
0600	THEFT	6	11	32	5	6	10	0	70
0700	MOTOR VEHICLE THEFT	1	0	4	1	1	0	0	7
0450	ASSAULTS OTHER	6	5	4	2	2	0	0	19
0900	ARSON	0	1	0	0	0	0	0	1
1100	FRAUD	0	2	1	0	3	1	0	7
1300	REC STOLEN PROPERTY	1	1	0	0	0	0	0	2
1410	CRIMINAL MISCHIEF VEHICLES	2	1	4	4	6	1	1	19
1420	CRIMINAL MISCHIEF BUILDINGS	1	1	1	1	1	1	0	6
1440	CRIMINAL MISCHIEF ALL OTHERS	0	1	2	0	0	1	0	4
1500	WEAPONS VIOLATIONS	0	0	0	0	1	1	0	2
1600	PROSTITUTION	0	0	0	0	0	0	0	0
1700	SEX OFFENSES	0	0	2	0	0	0	0	2
1800	NARCOTICS VIOLATIONS	11	3	13	3	1	1	1	33
2000	OFFENSES AGAINST FAMILY	1	1	0	0	0	0	0	2
2100	DUI	2	4	2	1	0	1	0	10
2200	LIQUOR LAW VIOLATIONS	1	1	0	0	0	0	0	2
2300	PUBLIC DRUNKENESS	7	10	5	1	1	3	0	27
2400	DISORDERLY CONDUCT	0	7	10	0	2	2	0	21
2450	HARASSMENT	4	6	3	8	4	6	0	31
2600	ALL OTHER VIOLATIONS	9	4	5	3	1	2	1	25
2691	OPEN CONTAINER VIOLATIONS	1	0	0	0	0	0	0	1
2800	CURFEW VIOLATIONS	0	0	0	0	0	0	0	0
2900	RUNAWAYS	2	1	1	0	0	0	0	4
3600	DOMESTIC DISTURBANCES	16	18	23	10	9	11	0	87
3610	OTHER DISTURBANCES	33	27	24	8	11	19	8	130
3810	FALSE ALARMS	7	3	11	6	12	11	7	57
3900	TRAFFIC AND PARKING PROBLEMS	12	12	33	12	5	13	5	92
6001	HIT AND RUN INJURY	0	0	0	0	0	0	0	0
6002	DEATH	0	0	0	0	0	0	0	0
6004	PROPERTY DAMAGE	0	3	0	0	0	0	0	3
6005	HIT AND RUN	5	2	6	4	0	0	3	20
6006	INJURY	0	0	2	1	1	1	3	8
6007	PEDESTRIAN	0	0	0	0	0	0	0	0
6008	NONINJURY	3	4	17	6	3	5	5	43
6010	OTHERS	0	0	0	0	0	0	0	0
6602	ABANDONED VEHICLES	6	4	3	2	3	3	0	21
8000	WARRANTS SERVED	3	4	5	2	0	1	1	16
MISC	ALL OTHER CALLS	163	415	240	78	63	112	46	1117
TOTAL		308	558	457	159	139	208	83	1912
TOTAL 2014		317	406	400	172	125	183	98	1701
INCREASE OR DECREASE FROM 2014		-9	152	57	-13	14	25	-15	211
PERCENT INCREASE OR DECREASE		-3%	37%	14%	-8%	11%	14%	-15%	12%
TRAFFIC CITATIONS									
SPEEDING		0	0	1	0	0	1	0	2
ALL OTHER MOVING VIOLATIONS		46	37	26	11	5	11	19	155

Calls for Service - by UCR Code



Incidents Reported Between 12/01/2015 and 12/31/2015

All Municipalities

Code	Description	Primary Count	Secondary UCR Count		
			Code 2	Code 3	Code 4
0200	RAPE	2			
0293	FORCIBLE FONDLING	2			
0311	ROBBERY-ARMED-FIREARM-HIGHWAY	2			
0314	ARMED - FIREARM - GAS SERVICE STATION	1			
0325	ARMED - KNIFE - CHAIN STORE	1			
0341	STRONG ARM - HIGHWAY	3			
0440	ASSAULT - ATROCIOUS- HANDS,FISTS,FEET	2			
0450	OTHER ASSAULTS - NOT AGGRAVATED	19			
0511	BURGLARY-FORCED ENTRY-RESIDENCE-NIGHT	1			
0514	BURGLARY-FORCE ENTRY-NON-RESID-NIGHT	1			
0515	BURGLARY-FORCED ENTRY-NON-RESID-DAY	1			
0521	UNLAWFUL ENTRY-NO FORCE-RESIDENCE-NIGHT	1			
0523	UNLAWFUL ENTRY-NO FORCE-RESIDENCE-UNK.	3			
0531	ATTEMPT FORCIBLE ENTRY-RESIDENCE-NIGHT	2			
0532	ATTEMPT FORCIBLE ENTRY-RESIDENCE-DAY	1			
0613	THEFT-\$200 & OVER-RETAIL THEFT	4			
0614	THEFT-\$200 & OVER-FROM AUTO (EXCPT 0615)	4			
0615	THEFT-\$200 & OVER-AUTO ACCESSORIES	1			
0617	THEFT-\$200 & OVER-FROM BUILDINGS	13			
0619	THEFT-\$200 & OVER-ALL OTHER	4			
0623	THEFT-\$50 TO \$200-RETAIL THEFT	9			
0624	THEFT-\$50 TO \$200-FROM AUTO (EXCPT 0625)	2			
0626	THEFT-\$50 TO \$200-BICYCLES	1			
0627	THEFT-\$50 TO \$200-FROM BUILDINGS	7			
0629	THEFT-\$50 TO \$200-ALL OTHER	3			
0633	THEFT-UNDER \$50-RETAIL THEFT	11	1		
0634	THEFT-UNDER \$50-FROM AUTO (EXCEPT 0635)	3			
0637	THEFT - UNDER \$50 - FROM BUILDINGS	5			
0639	THEFT-UNDER \$50-ALL OTHER	1			
0644	THEFT-ATTEMPTED-FROM AUTO (EXCEPT 0645)	1			
0646	THEFT-ATTEMPTED-BICYCLES	1			
0710	MOTOR VEHICLE THEFT-AUTO	2			
0712	M.V. THEFT - STREET - RESIDENTIAL AREA	3			
0713	M.V. THEFT - AUTOS - DRIVEWAY	1			
0722	M.V. THEFT-STREET-RESIDENTIAL AREA	1			
0927	ARSON-INCENDIARY DEVICE-OPEN COUNTRY	1			
1100	FRAUD	3	3		
1120	FRAUD - CREDIT CARDS	2			
1130	FRAUD - ALL OTHER (FLIM FLAM, CONFIDENCE	2			
1300	STOLEN PROPERTY-RECEIVING,POSSESSING,ETC	2			
1390	STOLEN PROPERTY - REPORTS (RECOVERY)	1			
1410	CRIMINAL MISCHIEF TO AUTOMOBILES	19	1		
1420	CRIMINAL MISCHIEF TO PRIVATE BUILDINGS	5			
1430	CRIMINAL MISCHIEF - PUBLIC BUILDINGS	1			
1440	CRIMINAL MISCHIEF - ALL OTHER	4			
1500	WEAPONS-CARRYING,POSSESSING,ETC.	2		1	
1811	NARCOTICS-SALE-MORPHINE,HEROIN,COCAINE	12	1		
1812	NARCOTICS-SALE-MARIJUANA, HASHISH, ETC.	1	1		

Calls for Service - by UCR Code

Incidents Reported Between 12/01/2015 and 12/31/2015

All Municipalities

Code	Description	Primary Count	Secondary UCR Count		
			Code 2	Code 3	Code 4
1813	DRUGS-SALE/MFG-SYNTHETIC NARCOTICS	1			
1831	NARCOTICS-POSSESSION-MORP,HEROIN,COCAIN	4	2		
1832	NARCOTICS-POSSESSION-MARIJUANA,ETC.	6	1		
1833	NARCOTICS-POSSESSION-SYNTHETIC NARCOTIC	5	1		
1834	NARCOTICS-POSSESSION-OTHER DANGEROUS	4	1		
2000	OFFENSES AGAINST FAMILY & CHILDREN	2			
2110	DRIVING UNDER THE INFLUENCE-LIQUOR/DRUGS	4	2		
2111	DRIVING UNDER THE INFLUENCE - ALCOHOL	6			
2211	LIQUOR LAW-UNDERAGE-PURCH,CONSMP,POSSES	2	1		
2300	PUBLIC DRUNKENNESS	27	2		
2400	DISORDERLY CONDUCT	16	1		
2410	HARASSMENT BY COMMUNICATION	15			
2430	DISORDERLY CONDUCT - DRUGS	2			
2440	DISORDERLY CONDUCT-DISTURBING THE PEACE	2			
2450	HARASSMENT	16	2		
2460	DISORDERLY CONDUCT-OBSCENE LANGUAGE	1			
2600	ALL OTHER CRIMES CODE VIOLATIONS	2	2	2	
2616	ALL OTHERS - CONTEMPT OF COURT (NON M.V)	4			
2632	ALL OTHER OFFENSES - LITTERING	2	1		
2639	ALL OTHERS - ILLEGAL DUMPING	9			
2640	ALL OTHER ORDINANCE VIOLATIONS	0	1		
2648	ALL OTHERS-PORNOGRAPHY-POSSESS & SALE	2			
2650	ALL OTHERS - PUBLIC NUISANCE	1			
2656	ALL OTHER - THREATS (KILL,BOMB,PHONE,ETC	1	1		
2660	ALL OTHER OFFENSES - TRESPASSING	4			
2691	OPEN CONTAINER ORDINANCE	1			
2900	LOST/MISSING PERSONS	1			
2990	RUNAWAYS - (JUVENILE) - REPORTS	4			
3000	FOUND/RECOVERED PROPERTY	24			
3320	DOA	9			
3400	MENTAL HEALTH	38	4		
3500	SUSPICIOUS PERSONS,AUTOS,CIRCUMSTANCES	157			
3600	DISTURBANCES-DOMESTIC	87	13	8	1
3610	DISTURBANCES-JUVENILE	9			
3620	DISTURBANCES-OTHER (FIGHTS,DISPUTES,ETC)	111			
3630	LOUD MUSIC DISTURBANCE	10			
3800	SERVICE CALL-MISCELLANEOUS	88			
3810	SERVICE CALL-ALARMS-UNFOUNDED-EXCPT FIRE	57			
3840	FIRES (INCLUDING ALARMS-FOUNDED/UNFOUND)	10			
3870	MEDICAL EMERGENCY	161	1		
3890	SERVICE CALL - PROTECT MONEY	1			
3900	TRAFFIC & PARKING PROBLEMS	92			
4014	NON-CRIMINAL-INVESTIGATE OPEN DOOR,ETC.	10			
4026	NON-CRIMINAL-WIRES AND POLES DOWN	3			
4027	911 HANGUPS-UNFOUNDED	32			
4028	NON-CRIMINAL-OTHER INVESTIGATIONS	67			
4029	GUNSHOTS	1			
5008	LOST & FOUND - LOST ARTICLES	2			

Calls for Service - by UCR Code



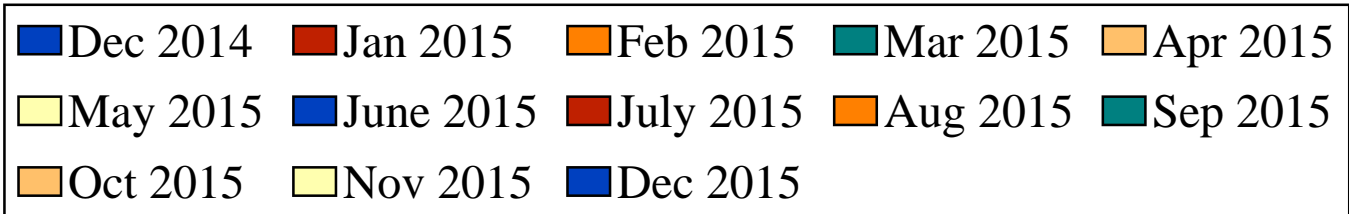
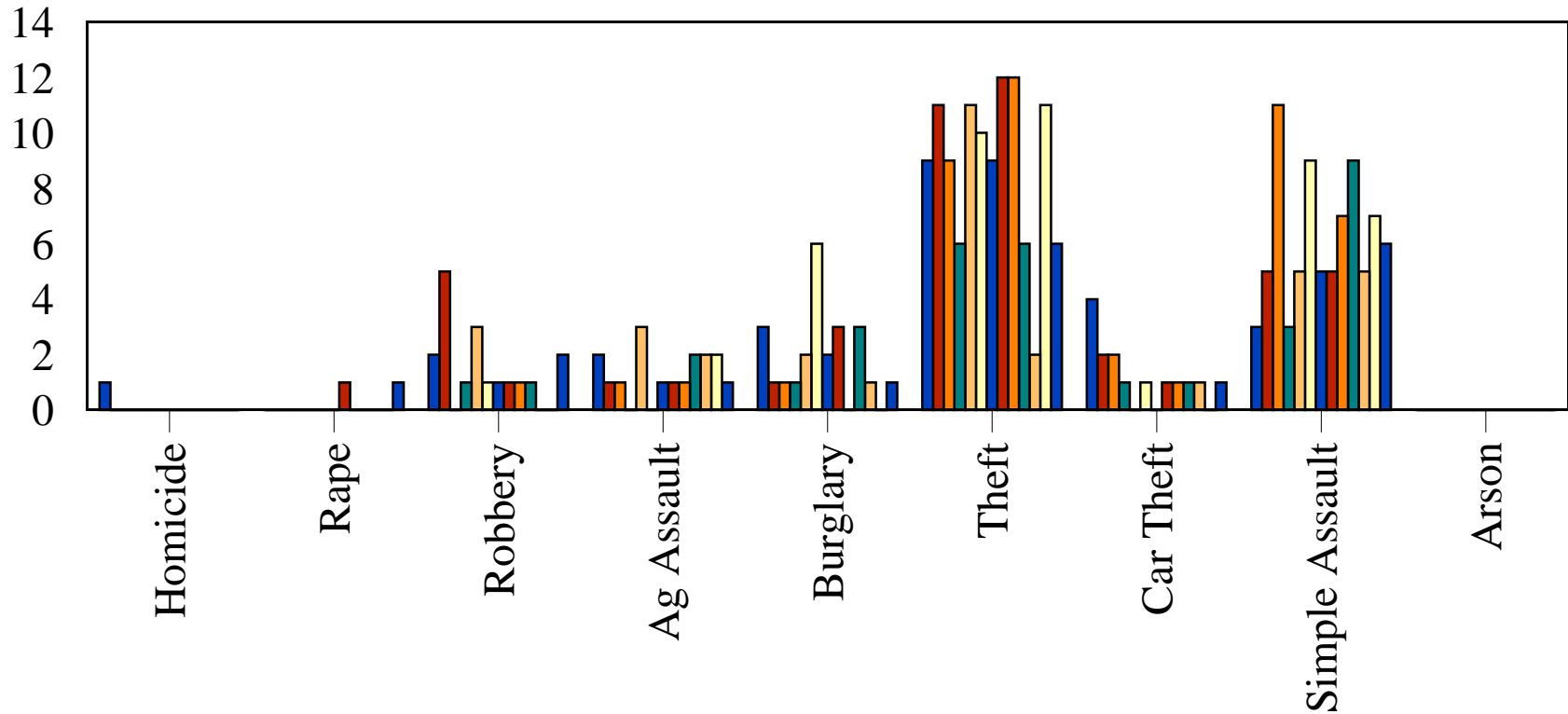
Incidents Reported Between 12/01/2015 and 12/31/2015

All Municipalities

Code	Description	Primary Count	Secondary UCR Count		
			Code 2	Code 3	Code 4
5016	LOST & FOUND - MISSING ADULT MALES	2			
5100	JUVENILE	18			
5105	INFORMATION	10			
5502	ANIMAL COMPLAINTS - BARKING DOGS(UNF)	6			
5504	ANIMAL COMPLAINTS - DOG BITES	1			
5506	ANIMAL COMPLAINTS - STRAY ANIMALS	28			
5510	ANIMAL COMPLAINTS - OTHER	19			
5590	ANIMAL COMPLAINTS - REPORTS	4			
6004	TRAFFIC ACC. INVOLVING PROPERTY DAMAGE	3			
6005	TRAFFIC ACCIDENT- HIT AND RUN	20			
6006	TRAFFIC ACCIDENT INVOLVING INJURY	8			
6008	ACCIDENT INVOLVING NONINJURY	43			
6350	TRAFFIC ENFORCEMENT-PATROL	3			
6602	TRAFFIC RELATED -IMPOUNDED,ABANDON M.V.	21			
6605	TRAFFIC RELATED-UNFOUNDED ACCIDENT	1			
6607	TRAFFIC RELATED-SCHOOL CROSSING	2			
6610	TRAFFIC RELATED - MOTORIST AID	3			
6613	TRAFFIC RELATED-SEIZED REG OR LICENSE	5			
7002	BUILDING CHECKS - OFFICER INITIATED	125			
7003	BUILDING CHECK BUSINESS	28			
7006	PUBLIC SERVICES - LOCK OUT	3			
7502	ASSIST OTHER AGENCIES - FIRE DEPT.	25			
7504	ASSIST OTHER AGENCIES - OTHER POLICE	85			
7506	ASSISTING OTHER AGENCIES - ALL OTHERS	15			
7508	ASSIST POTTSTOWN POLICE	31			
7510	LIVE SCAN	39			
8010	WARRANTS - LOCAL - CRIMINAL	1			
8110	WARRANTS - MONTGOMERY COUNTY BENCH	9	1		
8114	WARRANTS - OTHER AUTHORITY-OTHER WARRANT	6	1	1	
8504	DEPARTMENTAL SERVICES - JAIL DUTY	47			
8518	DEPARTMENTAL SERVICES - RECORD CHECKS	1			
9100	CARD STRUCK WHEN NOT NEEDED	29			
CITT	TRAFFIC CITATION	106			
	Total Calls	2,034			

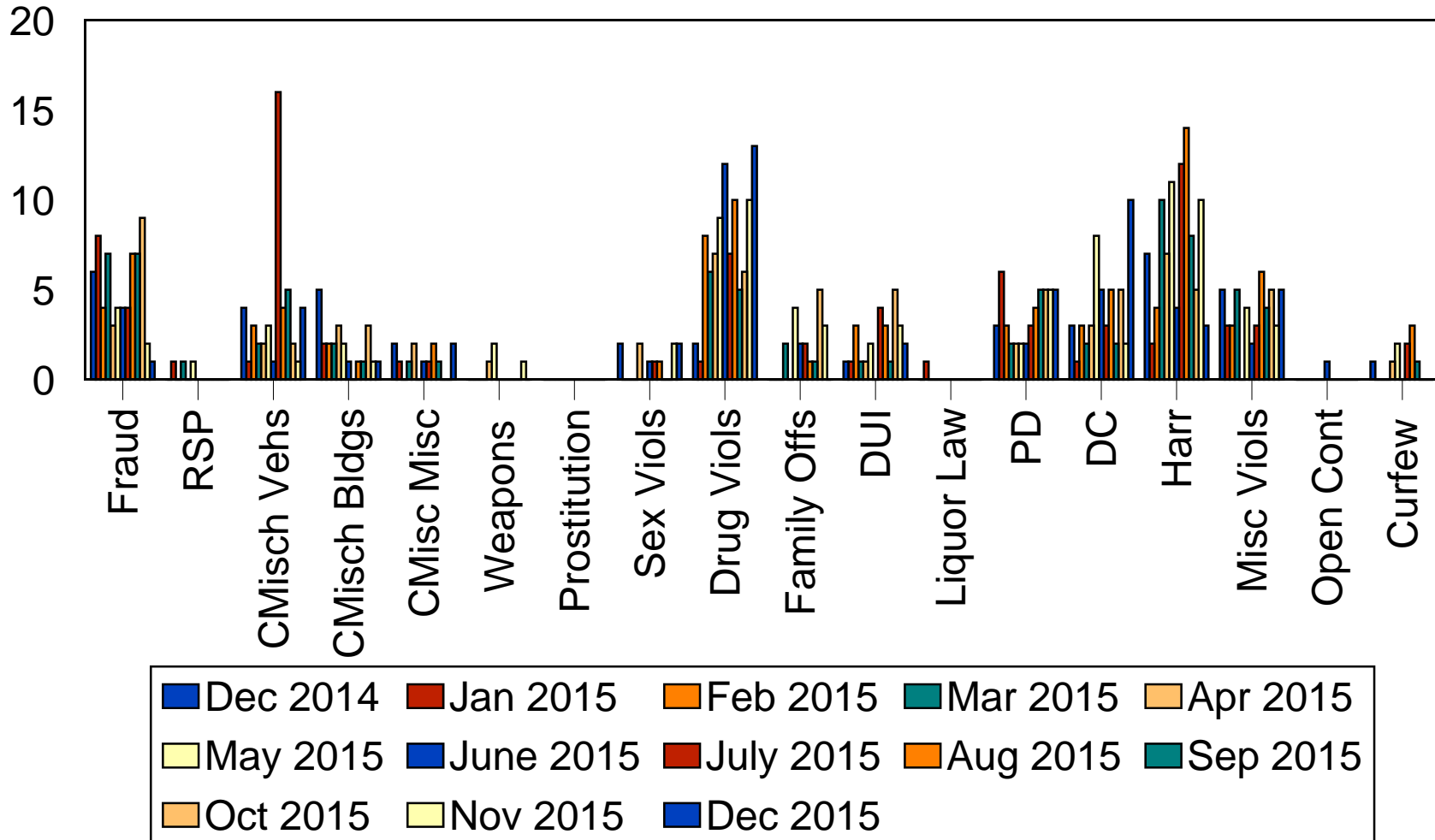
Ward 1

Part 1 Crimes - 12 Month Comparison



Ward 3

Part 2 Crimes - 12 Month Comparison



Ward 4

Part 1 Crimes - 12 Month Comparison

