

**POTTSTOWN POLICE DEPARTMENT
MEMORANDUM**

DATE: November 18, 2015

TO: BOROUGH COUNCIL

FROM: Chuck Bleile
Department Administrative Manager

REF: Monthly Report for October 2015

During October 2015 the Pottstown Police Department answered 2,110 calls for service. Of these calls 2,095 occurred in the Borough.

During the month we averaged 68.06 calls per day or 34.03 calls per 12 hour shift. For the year we have answered 20,332 calls. The daily average for the year is 66.88 calls per day or 33.44 calls per 12 hour shift.

During October 2014 we answered 1,928 calls. We answered 188 more calls this month than last October. This is an increase of 9.44% from last year. For the year we have answered 1,278 more calls than this time in 2014. This is an increase of 6.71%.

Cc Borough Manager
Assistant Borough Manager
Mayor
Capt
Chief
All Personnel

MONTHLY REPORT TO COUNCIL
POLICE ACTIVITY BY WARD

OCT 2015

| TYPE OF CALL ANSWERED | | WARD | | | | | | BORO | |
|--------------------------------|------------------------------|------|-----|-----|-----|------|-----|------|-------|
| CODE | ACTIVITY | 1 | 2 | 3 | 4 | 5 | 6 | 7 | TOTAL |
| 0100 | MURDER -MANSLAUGHTER | 0 | 0 | 0 | 0 | 0 | 0 | 0 | 0 |
| 0200 | FORCIBLE RAPE | 0 | 0 | 0 | 0 | 0 | 1 | 0 | 1 |
| 0300 | ROBBERY | 0 | 2 | 0 | 1 | 0 | 1 | 0 | 4 |
| 0400 | AGGRAVATED ASSAULT | 2 | 2 | 0 | 0 | 0 | 3 | 1 | 8 |
| 0500 | BURGLARY | 1 | 2 | 0 | 3 | 0 | 0 | 0 | 6 |
| 0600 | THEFT | 2 | 9 | 37 | 17 | 7 | 4 | 3 | 79 |
| 0700 | MOTOR VEHICLE THEFT | 1 | 0 | 1 | 0 | 0 | 1 | 1 | 4 |
| 0450 | ASSAULTS OTHER | 5 | 4 | 6 | 3 | 2 | 3 | 1 | 24 |
| 0900 | ARSON | 0 | 0 | 0 | 0 | 0 | 0 | 0 | 0 |
| 1100 | FRAUD | 2 | 2 | 9 | 3 | 1 | 5 | 2 | 24 |
| 1300 | REC STOLEN PROPERTY | 0 | 0 | 0 | 0 | 0 | 0 | 0 | 0 |
| 1410 | CRIMINAL MISCHIEF VEHICLES | 3 | 2 | 2 | 3 | 2 | 3 | 1 | 16 |
| 1420 | CRIMINAL MISCHIEF BUILDINGS | 0 | 1 | 3 | 1 | 0 | 0 | 0 | 5 |
| 1440 | CRIMINAL MISCHIEF ALL OTHERS | 2 | 1 | 0 | 0 | 0 | 2 | 0 | 5 |
| 1500 | WEAPONS VIOLATIONS | 1 | 0 | 0 | 0 | 1 | 0 | 0 | 2 |
| 1600 | PROSTITUTION | 0 | 0 | 0 | 0 | 0 | 0 | 0 | 0 |
| 1700 | SEX OFFENSES | 1 | 0 | 0 | 0 | 0 | 0 | 0 | 1 |
| 1800 | NARCOTICS VIOLATIONS | 9 | 8 | 6 | 1 | 2 | 4 | 2 | 32 |
| 2000 | OFFENSES AGAINST FAMILY | 2 | 6 | 5 | 3 | 2 | 0 | 1 | 19 |
| 2100 | DUI | 1 | 2 | 5 | 2 | 0 | 3 | 1 | 14 |
| 2200 | LIQUOR LAW VIOLATIONS | 0 | 0 | 0 | 1 | 0 | 0 | 0 | 1 |
| 2300 | PUBLIC DRUNKENESS | 8 | 5 | 5 | 0 | 0 | 5 | 1 | 24 |
| 2400 | DISORDERLY CONDUCT | 3 | 2 | 5 | 1 | 1 | 0 | 0 | 12 |
| 2450 | HARASSMENT | 6 | 7 | 5 | 4 | 5 | 9 | 0 | 36 |
| 2600 | ALL OTHER VIOLATIONS | 4 | 6 | 5 | 0 | 4 | 4 | 0 | 23 |
| 2691 | OPEN CONTAINER VIOLATIONS | 0 | 0 | 0 | 0 | 0 | 0 | 0 | 0 |
| 2800 | CURFEW VIOLATIONS | 0 | 0 | 0 | 1 | 1 | 1 | 0 | 3 |
| 2900 | RUNAWAYS | 1 | 1 | 1 | 1 | 0 | 0 | 0 | 4 |
| 3600 | DOMESTIC DISTURBANCES | 23 | 17 | 28 | 11 | 8 | 13 | 4 | 104 |
| 3610 | OTHER DISTURBANCES | 36 | 30 | 33 | 15 | 5 | 25 | 3 | 147 |
| 3810 | FALSE ALARMS | 4 | 10 | 24 | 5 | 11 | 12 | 12 | 78 |
| 3900 | TRAFFIC AND PARKING PROBLEMS | 15 | 23 | 32 | 9 | 4 | 22 | 13 | 118 |
| 6001 | HIT AND RUN INJURY | 0 | 0 | 0 | 0 | 0 | 0 | 0 | 0 |
| 6002 | DEATH | 0 | 0 | 0 | 0 | 0 | 0 | 0 | 0 |
| 6004 | PROPERTY DAMAGE | 1 | 0 | 1 | 1 | 0 | 0 | 0 | 3 |
| 6005 | HIT AND RUN | 3 | 2 | 0 | 2 | 0 | 1 | 1 | 9 |
| 6006 | INJURY | 3 | 0 | 5 | 0 | 0 | 2 | 0 | 10 |
| 6007 | PEDESTRIAN | 0 | 0 | 0 | 0 | 0 | 0 | 0 | 0 |
| 6008 | NONINJURY | 7 | 7 | 18 | 6 | 2 | 2 | 6 | 48 |
| 6010 | OTHERS | 0 | 0 | 0 | 0 | 0 | 0 | 0 | 0 |
| 6602 | ABANDONED VEHICLES | 3 | 3 | 5 | 3 | 1 | 1 | 0 | 16 |
| 8000 | WARRANTS SERVED | 9 | 10 | 6 | 1 | 0 | 5 | 0 | 31 |
| MISC | ALL OTHER CALLS | 168 | 420 | 223 | 101 | 79 | 142 | 51 | 1184 |
| TOTAL | | 326 | 584 | 470 | 199 | 138 | 274 | 104 | 2095 |
| TOTAL 2014 | | 421 | 446 | 430 | 161 | 154 | 196 | 113 | 1921 |
| INCREASE OR DECREASE FROM 2014 | | -95 | 138 | 40 | 38 | -16 | 78 | -9 | 174 |
| PERCENT INCREASE OR DECREASE | | -23% | 31% | 9% | 24% | -10% | 40% | -8% | 9% |
| TRAFFIC CITATIONS | | | | | | | | | |
| SPEEDING | | 0 | 0 | 20 | 0 | 0 | 5 | 0 | 25 |
| ALL OTHER MOVING VIOLATIONS | | 46 | 40 | 47 | 2 | 2 | 26 | 12 | 175 |

Calls for Service - by UCR Code

Incidents Reported Between 10/01/2015 and 10/31/2015

All Municipalities

| Code | Description | Primary Count | Secondary UCR Count | | |
|------|--|------------------|---------------------|--------|--------|
| | | | Code 2 | Code 3 | Code 4 |
| 0200 | RAPE | 1 | | | |
| 0311 | ROBBERY-ARMED-FIREARM-HIGHWAY | 2 | | | |
| 0321 | ARMED - KNIFE - HIGHWAY | 1 | | | |
| 0341 | STRONG ARM - HIGHWAY | 1 | | | |
| 0430 | ASSAULT-OTHER DANGEROUS WEAPON | 2 | | | |
| 0440 | ASSAULT - ATROCIOUS- HANDS,FISTS,FEET | 6 | | | |
| 0450 | OTHER ASSAULTS - NOT AGGRAVATED | 24 | | | |
| 0511 | BURGLARY-FORCED ENTRY-RESIDENCE-NIGHT | 1 | | | |
| 0521 | UNLAWFUL ENTRY-NO FORCE-RESIDENCE-NIGHT | 1 | | | |
| 0522 | UNLAWFUL ENTRY-NO FORCE-RESIDENCE-DAY | 2 | | | |
| 0523 | UNLAWFUL ENTRY-NO FORCE-RESIDENCE-UNK. | 1 | | | |
| 0532 | ATTEMPT FORCIBLE ENTRY-RESIDENCE-DAY | 1 | | | |
| 0613 | THEFT-\$200 & OVER-RETAIL THEFT | 6 | | | |
| 0614 | THEFT-\$200 & OVER-FROM AUTO (EXCPT 0615) | 4 | | | |
| 0616 | THEFT-\$200 & OVER-BICYCLES | 1 | | | |
| 0617 | THEFT-\$200 & OVER-FROM BUILDINGS | 14 | | | |
| 0619 | THEFT-\$200 & OVER-ALL OTHER | 3 | | | |
| 0623 | THEFT-\$50 TO \$200-RETAIL THEFT | 8 | | | |
| 0624 | THEFT-\$50 TO \$200-FROM AUTO (EXCPT 0625) | 2 | | | |
| 0626 | THEFT-\$50 TO \$200-BICYCLES | 1 | | | |
| 0627 | THEFT-\$50 TO \$200-FROM BUILDINGS | 2 | | | |
| 0629 | THEFT-\$50 TO \$200-ALL OTHER | 2 | 1 | | |
| 0633 | THEFT-UNDER \$50-RETAIL THEFT | 17 | | | |
| 0634 | THEFT-UNDER \$50-FROM AUTO (EXCEPT 0635) | 4 | | | |
| 0635 | THEFT-UNDER \$50-AUTO PARTS & ACCESSORIES | 4 | | | |
| 0637 | THEFT - UNDER \$50 - FROM BUILDINGS | 1 | | | |
| 0639 | THEFT-UNDER \$50-ALL OTHER | 2 | | | |
| 0643 | THEFT-ATTEMPTED-RETAIL THEFT | 1 | | | |
| 0644 | THEFT-ATTEMPTED-FROM AUTO (EXCEPT 0645) | 7 | 1 | | |
| 0710 | MOTOR VEHICLE THEFT-AUTO | 2 | | | |
| 0712 | M.V. THEFT - STREET - RESIDENTIAL AREA | 2 | | | |
| 1020 | COUNTERFEITING | 4 | | | |
| 1026 | COUNTERFEITING - USING | 1 | | | |
| 1100 | FRAUD | 5 | 1 | | |
| 1110 | FRAUD - BAD CHECKS | 1 | | | |
| 1120 | FRAUD - CREDIT CARDS | 3 | 1 | | |
| 1130 | FRAUD - ALL OTHER (FLIM FLAM, CONFIDENCE | 10 | | | |
| 1410 | CRIMINAL MISCHIEF TO AUTOMOBILES | 16 | | | |
| 1420 | CRIMINAL MISCHIEF TO PRIVATE BUILDINGS | 5 | | | |
| 1430 | CRIMINAL MISCHIEF - PUBLIC BUILDINGS | 0 | 1 | | |
| 1440 | CRIMINAL MISCHIEF - ALL OTHER | 4 | | | |
| 1450 | ALL OTHER VANDALISM(GRAFFITI) | 1 | | | |
| 1500 | WEAPONS-CARRYING,POSSESSING,ETC. | 2 | | | |
| 1700 | SEX OFFENSES (EXCEPT RAPE & PROSTITUTION | 1 | | | |
| 1811 | NARCOTICS-SALE-MORPHINE,HEROIN,COCAINE | 6 | | | |
| 1812 | NARCOTICS-SALE-MARIJUANA, HASHISH, ETC. | 1 | 2 | | |
| 1831 | NARCOTICS-POSSESSION-MORP,HEROIN,COCAIN | 4 | | | |
| 1832 | NARCOTICS-POSSESSION-MARIJUANA,ETC. | 8 | 1 | 1 | |

Calls for Service - by UCR Code

Incidents Reported Between 10/01/2015 and 10/31/2015

All Municipalities

| Code | Description | Primary Count | Secondary UCR Count | | |
|------|--|------------------|---------------------|--------|--------|
| | | | Code 2 | Code 3 | Code 4 |
| 1833 | NARCOTICS-POSSESSION-SYNTHETIC NARCOTIC | 7 | 1 | | |
| 1834 | NARCOTICS-POSSESSION-OTHER DANGEROUS | 6 | 2 | 1 | |
| 2000 | OFFENSES AGAINST FAMILY & CHILDREN | 18 | 1 | | |
| 2020 | OFFENSES AGAINST FAMILY-CHILD ABUSE | 1 | | | |
| 2110 | DRIVING UNDER THE INFLUENCE-LIQUOR/DRUGS | 5 | | | |
| 2111 | DRIVING UNDER THE INFLUENCE - ALCOHOL | 9 | | | |
| 2211 | LIQUOR LAW-UNDERAGE-PURCH,CONSM,POSSES | 1 | | | |
| 2300 | PUBLIC DRUNKENNESS | 24 | 1 | | |
| 2400 | DISORDERLY CONDUCT | 7 | 1 | | |
| 2410 | HARASSMENT BY COMMUNICATION | 16 | | | |
| 2420 | DISORDERLY CONDUCT-PUBLIC PLACES | 1 | | | |
| 2430 | DISORDERLY CONDUCT - DRUGS | 2 | | | |
| 2440 | DISORDERLY CONDUCT-DISTURBING THE PEACE | 1 | | | |
| 2450 | HARASSMENT | 20 | 1 | | |
| 2460 | DISORDERLY CONDUCT-OBSCENE LANGUAGE | 1 | | | |
| 2600 | ALL OTHER CRIMES CODE VIOLATIONS | 3 | 4 | | |
| 2616 | ALL OTHERS - CONTEMPT OF COURT (NON M.V) | 1 | | | |
| 2624 | ALL OTHER OFFENSES - FALSE POLICE REPORT | 1 | | | |
| 2639 | ALL OTHERS - ILLEGAL DUMPING | 7 | | | |
| 2640 | ALL OTHER ORDINANCE VIOLATIONS | 1 | | | |
| 2650 | ALL OTHERS - PUBLIC NUISANCE | 6 | | | |
| 2656 | ALL OTHER - THREATS (KILL,BOMB,PHONE,ETC | 2 | | | |
| 2660 | ALL OTHER OFFENSES - TRESPASSING | 1 | 4 | | |
| 2664 | ALL OTHER OFFENSES - ALL OTHER (MISC.) | 1 | | | |
| 2811 | CURFEW LAW (JUVENILE) - MALE | 3 | | | |
| 2812 | CURFEW LAW (JUVENILE) - FEMALE | 0 | 1 | | |
| 2910 | LOST/MISSING PROPERTY | 2 | | | |
| 2990 | RUNAWAYS - (JUVENILE) - REPORTS | 4 | | | |
| 3000 | FOUND/RECOVERED PROPERTY | 28 | | | |
| 3310 | ATTEMPTED SUICIDES | 2 | | | |
| 3320 | DOA | 1 | | | |
| 3400 | MENTAL HEALTH | 8 | 2 | | |
| 3500 | SUSPICIOUS PERSONS,AUTOS,CIRCUMSTANCES | 197 | | | |
| 3600 | DISTURBANCES-DOMESTIC | 104 | 12 | 3 | |
| 3610 | DISTURBANCES-JUVENILE | 6 | | | |
| 3620 | DISTURBANCES-OTHER (FIGHTS,DISPUTES,ETC) | 129 | | | |
| 3630 | LOUD MUSIC DISTURBANCE | 8 | | | |
| 3640 | ANIMAL COMPLAINTS-BARKING DOGS(FOUNDED) | 4 | | | |
| 3800 | SERVICE CALL-MISCELLANEOUS | 76 | | | |
| 3810 | SERVICE CALL-ALARMS-UNFOUNDED-EXCPT FIRE | 78 | | | |
| 3840 | FIRES (INCLUDING ALARMS-FOUNDED/UNFOUND) | 9 | | | |
| 3870 | MEDICAL EMERGENCY | 136 | | | |
| 3890 | SERVICE CALL - PROTECT MONEY | 1 | | | |
| 3900 | TRAFFIC & PARKING PROBLEMS | 118 | | | |
| 4002 | NON-CRIMINAL-ACCIDENT-HOME(NON-TRAFFIC) | 1 | | | |
| 4010 | NON-CRIMINAL-FIRES | 1 | | | |
| 4012 | NON-CRIMINAL - GAS LEAKS & EXPLOSIONS | 2 | | | |
| 4014 | NON-CRIMINAL-INVESTIGATE OPEN DOOR,ETC. | 5 | | | |

Calls for Service - by UCR Code

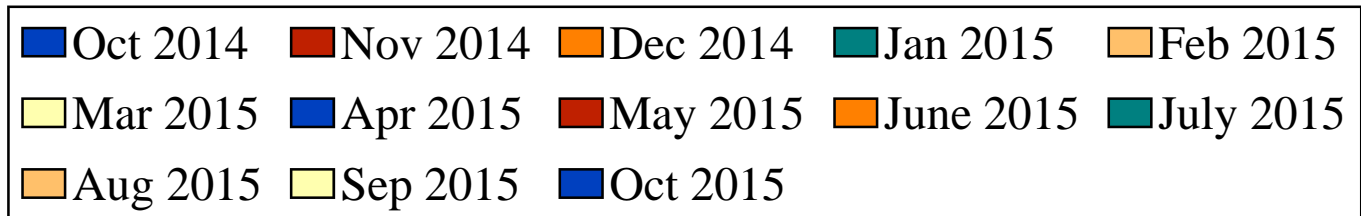
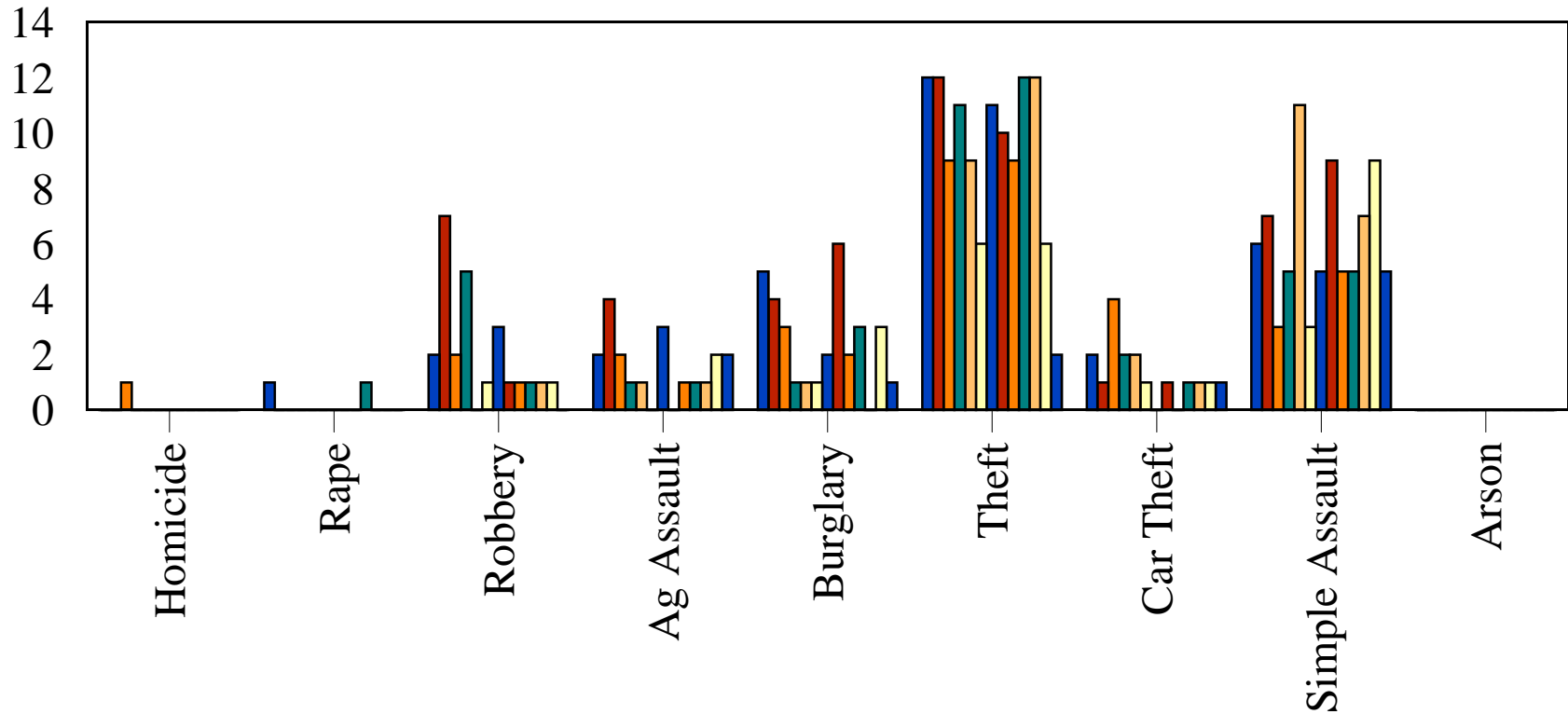
Incidents Reported Between 10/01/2015 and 10/31/2015

All Municipalities

| Code | Description | Primary Count | Secondary UCR Count | | |
|--------------------|--|------------------|---------------------|--------|--------|
| | | | Code 2 | Code 3 | Code 4 |
| 4024 | NON-CRIMINAL - WATER LEAKS,MAINS, ETC. | 3 | | | |
| 4026 | NON-CRIMINAL-WIRES AND POLES DOWN | 4 | | | |
| 4027 | 911 HANGUPS-UNFOUNDED | 21 | | | |
| 4028 | NON-CRIMINAL-OTHER INVESTIGATIONS | 86 | | | |
| 4029 | GUNSHOTS | 3 | | | |
| 5008 | LOST & FOUND - LOST ARTICLES | 2 | | | |
| 5100 | JUVENILE | 40 | | | |
| 5105 | INFORMATION | 4 | | | |
| 5502 | ANIMAL COMPLAINTS - BARKING DOGS(UNF) | 6 | | | |
| 5504 | ANIMAL COMPLAINTS - DOG BITES | 2 | | | |
| 5506 | ANIMAL COMPLAINTS - STRAY ANIMALS | 29 | | | |
| 5508 | ANIMAL COMPLAINTS - OTHER ANIMAL BITES | 2 | | | |
| 5510 | ANIMAL COMPLAINTS - OTHER | 23 | | | |
| 5590 | ANIMAL COMPLAINTS - REPORTS | 3 | | | |
| 6004 | TRAFFIC ACC. INVOLVING PROPERTY DAMAGE | 3 | | | |
| 6005 | TRAFFIC ACCIDENT- HIT AND RUN | 9 | | | |
| 6006 | TRAFFIC ACCIDENT INVOLVING INJURY | 10 | | | |
| 6008 | ACCIDENT INVOLVING NONINJURY | 48 | | | |
| 6350 | TRAFFIC ENFORCEMENT-PATROL | 4 | | | |
| 6602 | TRAFFIC RELATED -IMPOUNDED,ABANDON M.V. | 16 | | | |
| 6605 | TRAFFIC RELATED-UNFOUND ACCIDENT | 6 | | | |
| 6607 | TRAFFIC RELATED-SCHOOL CROSSING | 27 | | | |
| 6608 | TRAFFIC RELATED - ESCORTS | 2 | | | |
| 6610 | TRAFFIC RELATED - MOTORIST AID | 5 | | | |
| 6613 | TRAFFIC RELATED-SEIZED REG OR LICENSE | 4 | | | |
| 7002 | BUILDING CHECKS - OFFICER INITIATED | 141 | | | |
| 7003 | BUILDING CHECK BUSINESS | 24 | | | |
| 7006 | PUBLIC SERVICES - LOCK OUT | 1 | | | |
| 7012 | PUBLIC SERVICES - BANK ESCORTS, ETC. | 4 | | | |
| 7502 | ASSIST OTHER AGENCIES - FIRE DEPT. | 34 | | | |
| 7504 | ASSIST OTHER AGENCIES - OTHER POLICE | 59 | | | |
| 7506 | ASSISTING OTHER AGENCIES - ALL OTHERS | 13 | | | |
| 7508 | ASSIST POTTSTOWN POLICE | 38 | | | |
| 7510 | LIVE SCAN | 42 | | | |
| 8010 | WARRANTS - LOCAL - CRIMINAL | 1 | | | |
| 8014 | WARRANTS - LOCAL - OTHER WARRANTS | 1 | | | |
| 8110 | WARRANTS - MONTGOMERY COUNTY BENCH | 18 | 1 | | |
| 8114 | WARRANTS - OTHER AUTHORITY-OTHER WARRANT | 11 | | | |
| 8504 | DEPARTMENTAL SERVICES - JAIL DUTY | 56 | | | |
| 8518 | DEPARTMENTAL SERVICES - RECORD CHECKS | 1 | | | |
| 9100 | CARD STRUCK WHEN NOT NEEDED | 41 | | | |
| CITT | TRAFFIC CITATION | 293 | | | |
| Total Calls | | 2,403 | | | |

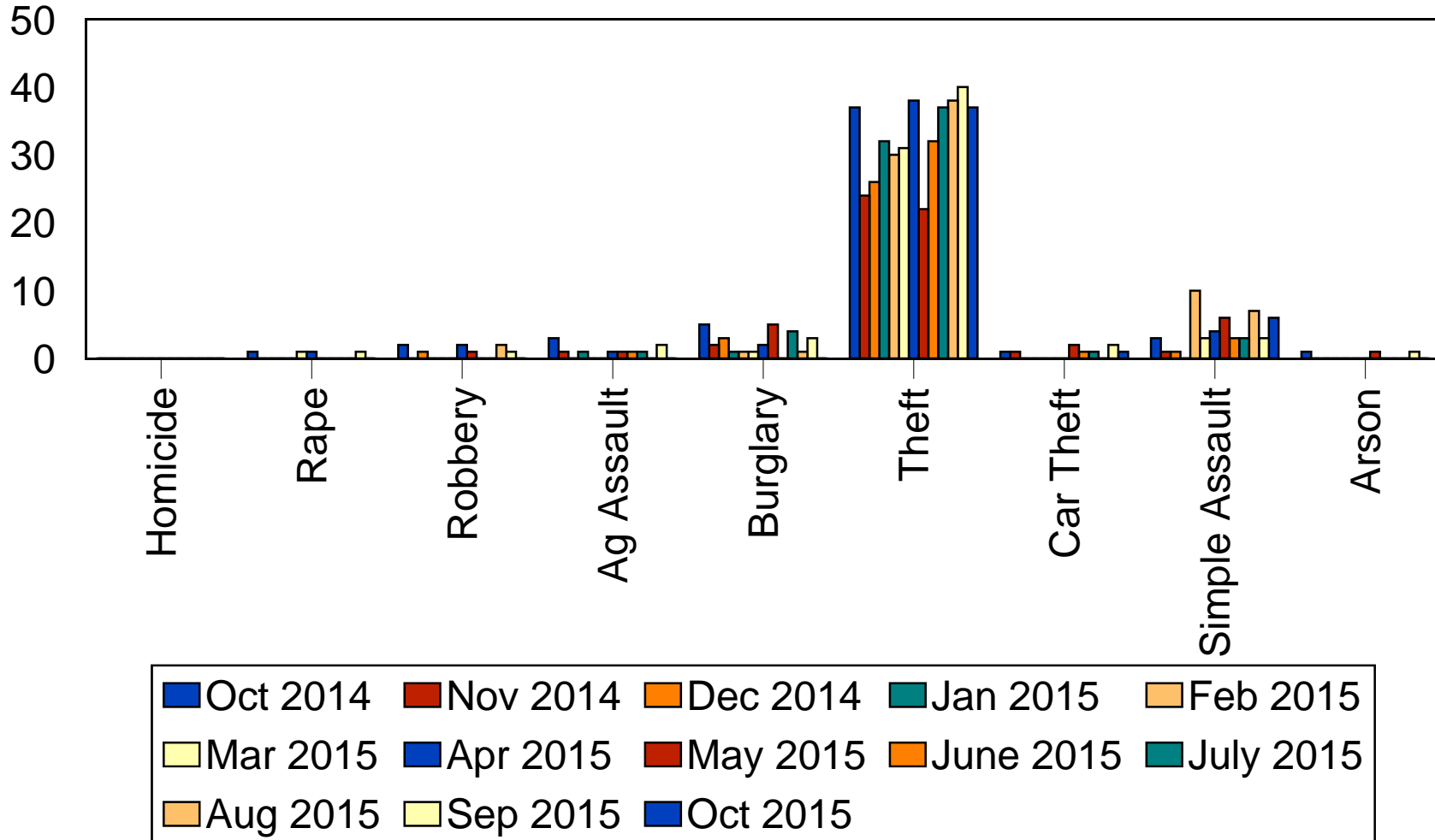
Ward 1

Part 1 Crimes - 12 Month Comparison



Ward 3

Part 1 Crimes - 12 Month Comparison



Ward 4

Part 1 Crimes - 12 Month Comparison

