

**POTTSTOWN POLICE DEPARTMENT
MEMORANDUM**

DATE: October 27, 2015

TO: BOROUGH COUNCIL

FROM: Chuck Bleile
Department Administrative Manager

REF: Monthly Report for September 2015

During September 2015 the Pottstown Police Department answered 2,150 calls for service. Of these calls 2,140 occurred in the Borough.

During the month we averaged 71.67 calls per day or 35.83 calls per 12 hour shift. For the year we have answered 18,222 calls. The daily average for the year is 66.75 calls per day or 33.37 calls per 12 hour shift.

During September 2014 we answered 1,884 calls. We answered 266 more calls this month than last September. This is an increase of 14.12% from last year. For the year we have answered 1,090 more calls than this time in 2014. This is an increase of 6.36%.

Cc Borough Manager
Assistant Borough Manager
Mayor
Capt
Chief
All Personnel

MONTHLY REPORT TO COUNCIL
POLICE ACTIVITY BY WARD

SEP 2015

TYPE OF CALL ANSWERED		WARD							BORO
CODE	ACTIVITY	1	2	3	4	5	6	7	TOTAL
0100	MURDER -MANSLAUGHTER	0	0	0	0	0	0	0	0
0200	FORCIBLE RAPE	0	0	1	0	1	0	0	2
0300	ROBBERY	1	0	1	0	1	0	0	3
0400	AGGRAVATED ASSAULT	2	0	2	0	1	0	0	5
0500	BURGLARY	3	0	3	2	1	0	1	10
0600	THEFT	6	11	40	12	7	4	2	82
0700	MOTOR VEHICLE THEFT	1	0	2	0	1	1	0	5
0450	ASSAULTS OTHER	9	3	3	1	2	1	0	19
0900	ARSON	0	0	1	0	0	0	0	1
1100	FRAUD	3	1	7	1	1	4	2	19
1300	REC STOLEN PROPERTY	0	0	0	0	0	0	0	0
1410	CRIMINAL MISCHIEF VEHICLES	4	0	5	3	4	3	0	19
1420	CRIMINAL MISCHIEF BUILDINGS	1	2	1	0	2	0	0	6
1440	CRIMINAL MISCHIEF ALL OTHERS	3	1	1	1	0	0	1	7
1500	WEAPONS VIOLATIONS	0	1	0	0	0	0	0	1
1600	PROSTITUTION	0	0	0	0	0	0	0	0
1700	SEX OFFENSES	0	0	0	0	1	0	0	1
1800	NARCOTICS VIOLATIONS	8	10	5	3	6	4	2	38
2000	OFFENSES AGAINST FAMILY	2	1	1	0	0	0	0	4
2100	DUI	1	3	1	1	0	2	0	8
2200	LIQUOR LAW VIOLATIONS	0	0	0	0	0	0	0	0
2300	PUBLIC DRUNKENESS	9	13	5	3	0	3	2	35
2400	DISORDERLY CONDUCT	2	2	2	1	0	1	0	8
2450	HARASSMENT	10	6	8	5	4	4	1	38
2600	ALL OTHER VIOLATIONS	8	7	4	5	4	2	1	31
2691	OPEN CONTAINER VIOLATIONS	2	0	0	0	0	1	0	3
2800	CURFEW VIOLATIONS	1	0	1	0	0	1	0	3
2900	RUNAWAYS	0	0	2	0	0	0	0	2
3600	DOMESTIC DISTURBANCES	26	21	24	21	4	8	2	106
3610	OTHER DISTURBANCES	54	22	37	17	12	23	9	174
3810	FALSE ALARMS	7	10	21	1	8	12	9	68
3900	TRAFFIC AND PARKING PROBLEMS	21	24	37	13	6	28	6	135
6001	HIT AND RUN INJURY	0	0	0	0	0	0	1	1
6002	DEATH	0	0	0	0	0	0	0	0
6004	PROPERTY DAMAGE	1	2	2	0	0	2	0	7
6005	HIT AND RUN	4	4	1	2	4	0	0	15
6006	INJURY	2	1	3	0	0	2	0	8
6007	PEDESTRIAN	0	0	1	0	0	0	0	1
6008	NONINJURY	6	7	10	7	1	0	4	35
6010	OTHERS	0	0	0	0	0	0	0	0
6602	ABANDONED VEHICLES	6	5	5	3	4	1	1	25
8000	WARRANTS SERVED	7	9	2	3	0	1	0	22
MISC	ALL OTHER CALLS	216	354	291	92	76	119	45	1193
TOTAL		426	520	530	197	151	227	89	2140
TOTAL 2014		421	396	443	151	138	222	104	1875
INCREASE OR DECREASE FROM 2014		5	124	87	46	13	5	-15	265
PERCENT INCREASE OR DECREASE		1%	31%	20%	30%	9%	2%	-14%	14%
TRAFFIC CITATIONS									
SPEEDING		0	0	1	0	0	1	0	2
ALL OTHER MOVING VIOLATIONS		56	60	82	15	9	25	25	272

Calls for Service - by UCR Code



Incidents Reported Between 09/01/2015 and 09/30/2015

All Municipalities

Code	Description	Primary Count	Secondary UCR Count		
			Code 2	Code 3	Code 4
0200	RAPE	2			
0324	ARMED - KNIFE - GAS SERVICE STATION	1			
0351	ATTEMPT - FIREARM - HIGHWAY	1			
0381	ATTEMPT-STRONG ARM-HIGHWAY	1			
0410	ASSAULT - FIREARM	2			
0430	ASSAULT-OTHER DANGEROUS WEAPON	2			
0440	ASSAULT - ATROCIOUS- HANDS,FISTS,FEET	1			
0450	OTHER ASSAULTS - NOT AGGRAVATED	19	1		
0511	BURGLARY-FORCED ENTRY-RESIDENCE-NIGHT	1			
0512	BURGLARY-FORCED ENTRY-RESIDENCE-DAY	3	1		
0513	BURGLARY-FORCED ENTRY-RESIDNTL-TIME UNKN	1			
0514	BURGLARY-FORCE ENTRY-NON-RESID-NIGHT	2			
0516	BURGLARY-FORCED ENTRY-NON-RESID-TIME UNK	1			
0523	UNLAWFUL ENTRY-NO FORCE-RESIDENCE-UNK.	1			
0531	ATTEMPT FORCIBLE ENTRY-RESIDENCE-NIGHT	1			
0613	THEFT-\$200 & OVER-RETAIL THEFT	5			
0614	THEFT-\$200 & OVER-FROM AUTO (EXCPT 0615)	4			
0616	THEFT-\$200 & OVER-BICYCLES	3			
0617	THEFT-\$200 & OVER-FROM BUILDINGS	10			
0619	THEFT-\$200 & OVER-ALL OTHER	3			
0623	THEFT-\$50 TO \$200-RETAIL THEFT	5			
0624	THEFT-\$50 TO \$200-FROM AUTO (EXCPT 0625)	8			
0625	THEFT-\$50-\$200-AUTO PARTS & ACCESSORIES	1			
0626	THEFT-\$50 TO \$200-BICYCLES	1			
0627	THEFT-\$50 TO \$200-FROM BUILDINGS	5			
0629	THEFT-\$50 TO \$200-ALL OTHER	3			
0633	THEFT-UNDER \$50-RETAIL THEFT	16			
0634	THEFT-UNDER \$50-FROM AUTO (EXCEPT 0635)	9			
0636	THEFT - UNDER \$50 - BICYCLES	3			
0637	THEFT - UNDER \$50 - FROM BUILDINGS	2			
0639	THEFT-UNDER \$50-ALL OTHER	1			
0644	THEFT-ATTEMPTED-FROM AUTO (EXCEPT 0645)	3			
0649	THEFT-ATTEMPTED-ALL OTHER	1			
0712	M.V. THEFT - STREET - RESIDENTIAL AREA	5			
0732	M.V.THEFT-OTHER VEHICLES-ST.-RESIDENTIAL	0	1		
0928	ARSON-INCENDIARY DEVICE-ALL OTHER	1			
1010	FORGERY	0	2		
1100	FRAUD	9			
1110	FRAUD - BAD CHECKS	3			
1120	FRAUD - CREDIT CARDS	3			
1130	FRAUD - ALL OTHER (FLIM FLAM, CONFIDENCE	4			
1410	CRIMINAL MISCHIEF TO AUTOMOBILES	19			
1420	CRIMINAL MISCHIEF TO PRIVATE BUILDINGS	4			
1430	CRIMINAL MISCHIEF - PUBLIC BUILDINGS	2			
1440	CRIMINAL MISCHIEF - ALL OTHER	5			
1450	ALL OTHER VANDALISM(GRAFFITI)	2			
1500	WEAPONS-CARRYING,POSSESSING,ETC.	1			
1700	SEX OFFENSES (EXCEPT RAPE & PROSTITUTION	1			

Calls for Service - by UCR Code



Incidents Reported Between 09/01/2015 and 09/30/2015

All Municipalities

Code	Description	Primary Count	Secondary UCR Count		
			Code 2	Code 3	Code 4
1811	NARCOTICS-SALE-MORPHINE,HEROIN,COCAINE	10			
1812	NARCOTICS-SALE-MARIJUANA, HASHISH, ETC.	1	1		
1813	DRUGS-SALE/MFG-SYNTHETIC NARCOTICS	1			
1831	NARCOTICS-POSSESSION-MORP,HEROIN,COCAIN	10	2		
1832	NARCOTICS-POSSESSION-MARIJUANA,ETC.	10	4	1	
1833	NARCOTICS-POSSESSION-SYNTHETIC NARCOTIC	2			
1834	NARCOTICS-POSSESSION-OTHER DANGEROUS	4	1	2	
2000	OFFENSES AGAINST FAMILY & CHILDREN	4			
2110	DRIVING UNDER THE INFLUENCE-LIQUOR/DRUGS	3			1
2111	DRIVING UNDER THE INFLUENCE - ALCOHOL	4			
2112	DRIVE UNDER INFLUENCE-ALCOHOL-IMPAIRED	1		1	
2300	PUBLIC DRUNKENNESS	35	2		
2400	DISORDERLY CONDUCT	8			
2410	HARASSMENT BY COMMUNICATION	17			
2430	DISORDERLY CONDUCT - DRUGS	0	1		
2450	HARASSMENT	21			
2600	ALL OTHER CRIMES CODE VIOLATIONS	0	1		
2624	ALL OTHER OFFENSES - FALSE POLICE REPORT	1			
2632	ALL OTHER OFFENSES - LITTERING	2			
2639	ALL OTHERS - ILLEGAL DUMPING	9			
2640	ALL OTHER ORDINANCE VIOLATIONS	3	1		
2648	ALL OTHERS-PORNOGRAPHY-POSSESS & SALE	2			
2650	ALL OTHERS - PUBLIC NUISANCE	5	1		
2660	ALL OTHER OFFENSES - TRESPASSING	5	3		
2664	ALL OTHER OFFENSES - ALL OTHER (MISC.)	4			
2691	OPEN CONTAINER ORDINANCE	3		1	
2811	CURFEW LAW (JUVENILE) - MALE	2			
2812	CURFEW LAW (JUVENILE) - FEMALE	1			
2910	LOST/MISSING PROPERTY	6			
2990	RUNAWAYS - (JUVENILE) - REPORTS	2			
3000	FOUND/RECOVERED PROPERTY	36			
3320	DOA	4			
3400	MENTAL HEALTH	25	1		
3500	SUSPICIOUS PERSONS,AUTOS,CIRCUMSTANCES	220			
3600	DISTURBANCES-DOMESTIC	106	12	2	
3610	DISTURBANCES-JUVENILE	19			
3620	DISTURBANCES-OTHER (FIGHTS,DISPUTES,ETC)	148			
3630	LOUD MUSIC DISTURBANCE	5			
3640	ANIMAL COMPLAINTS-BARKING DOGS(FOUNDED)	2			
3800	SERVICE CALL-MISCELLANEOUS	74			
3810	SERVICE CALL-ALARMS-UNFOUNDED-EXCPT FIRE	68			
3840	FIRES (INCLUDING ALARMS-FOUNDED/UNFOUND)	10			
3870	MEDICAL EMERGENCY	121			
3900	TRAFFIC & PARKING PROBLEMS	135			
4014	NON-CRIMINAL-INVESTIGATE OPEN DOOR,ETC.	9			
4020	NON-CRIMINAL - SUSPICIOUS AUTO	1			
4026	NON-CRIMINAL-WIRES AND POLES DOWN	1			
4027	911 HANGUPS-UNFOUNDED	29			

Calls for Service - by UCR Code



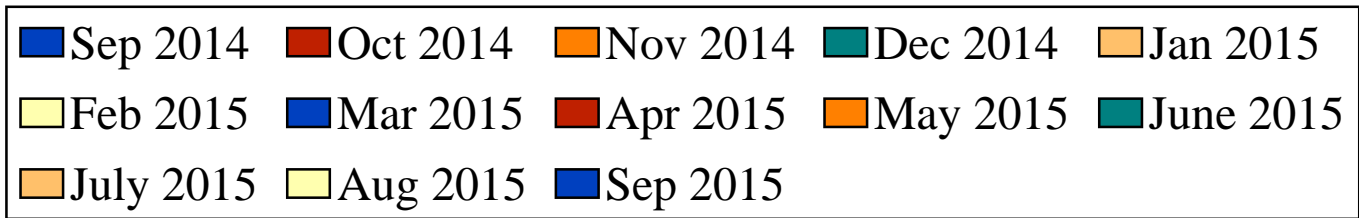
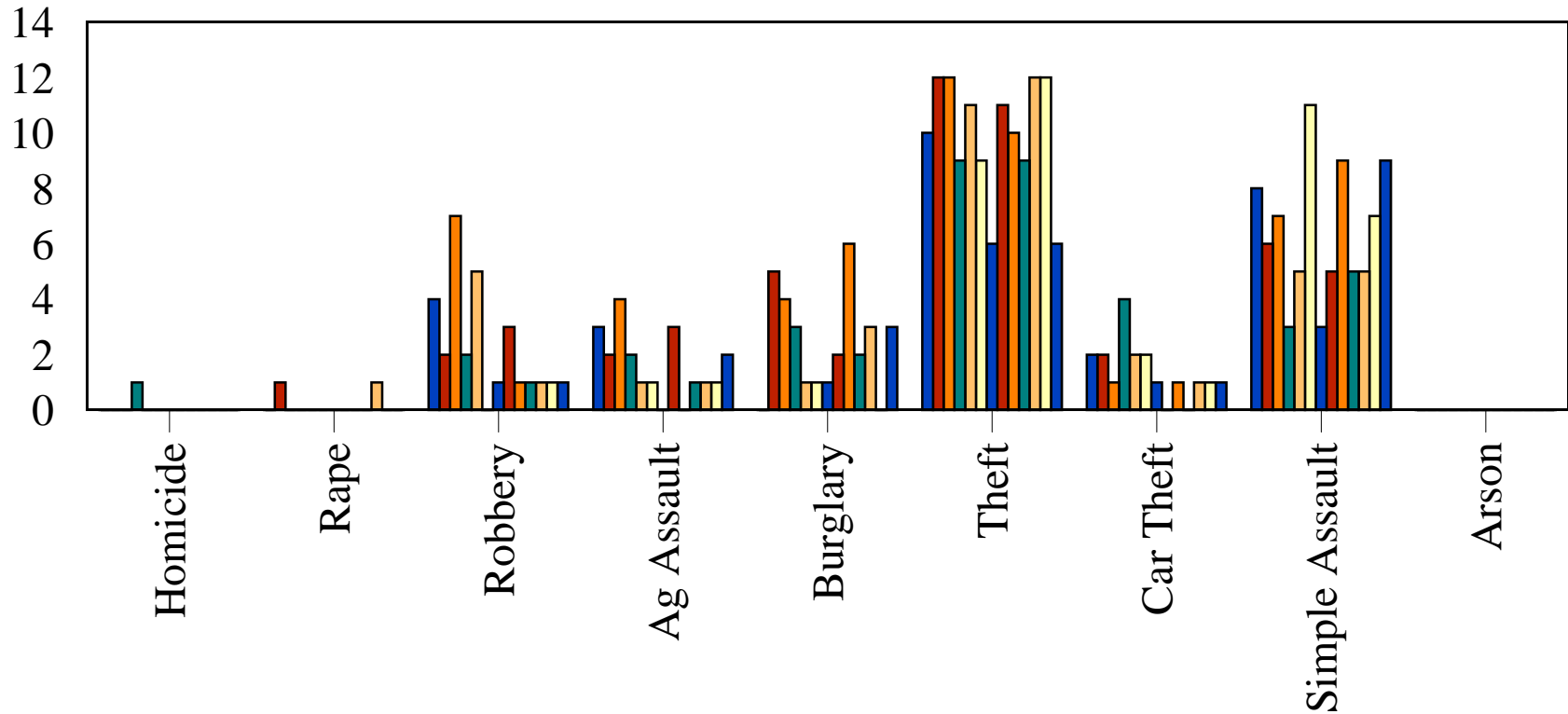
Incidents Reported Between 09/01/2015 and 09/30/2015

All Municipalities

Code	Description	Primary Count	Secondary UCR Count		
			Code 2	Code 3	Code 4
4028	NON-CRIMINAL-OTHER INVESTIGATIONS	100			
4029	GUNSHOTS	4			
5002	LOST & FOUND - FOUND ANIMAL	2			
5008	LOST & FOUND - LOST ARTICLES	2			
5100	JUVENILE	33			
5105	INFORMATION	4			
5502	ANIMAL COMPLAINTS - BARKING DOGS(UNF)	2			
5504	ANIMAL COMPLAINTS - DOG BITES	2			
5506	ANIMAL COMPLAINTS - STRAY ANIMALS	29			
5508	ANIMAL COMPLAINTS - OTHER ANIMAL BITES	1			
5510	ANIMAL COMPLAINTS - OTHER	27			
5590	ANIMAL COMPLAINTS - REPORTS	4			
6001	TRAFFIC ACCIDENT-HIT AND RUN-INJURY	1			
6004	TRAFFIC ACC. INVOLVING PROPERTY DAMAGE	7			
6005	TRAFFIC ACCIDENT- HIT AND RUN	15			
6006	TRAFFIC ACCIDENT INVOLVING INJURY	8			
6007	TRAFFIC ACCIDENT-PEDESTRIAN	1			
6008	ACCIDENT INVOLVING NONINJURY	35			
6350	TRAFFIC ENFORCEMENT-PATROL	5			
6602	TRAFFIC RELATED -IMPOUNDED,ABANDON M.V.	25			
6605	TRAFFIC RELATED-UNFOUND ACCIDENT	5			
6606	TRAFFIC RELATED - HIT AND RUN	1			
6607	TRAFFIC RELATED-SCHOOL CROSSING	4			
6610	TRAFFIC RELATED - MOTORIST AID	4			
6613	TRAFFIC RELATED-SEIZED REG OR LICENSE	4	1		
7002	BUILDING CHECKS - OFFICER INITIATED	169			
7003	BUILDING CHECK BUSINESS	24			
7004	BUILDING CHECKS - VACATION,VACANT HOME	1			
7005	LIBRARY CHECK	2			
7012	PUBLIC SERVICES - BANK ESCORTS, ETC.	4			
7502	ASSIST OTHER AGENCIES - FIRE DEPT.	56			
7504	ASSIST OTHER AGENCIES - OTHER POLICE	47			
7506	ASSISTING OTHER AGENCIES - ALL OTHERS	5			
7508	ASSIST POTTSTOWN POLICE	22			
7510	LIVE SCAN	17			
8010	WARRANTS - LOCAL - CRIMINAL	1			
8110	WARRANTS - MONTGOMERY COUNTY BENCH	13			
8114	WARRANTS - OTHER AUTHORITY-OTHER WARRANT	8	1		
8504	DEPARTMENTAL SERVICES - JAIL DUTY	49			
9100	CARD STRUCK WHEN NOT NEEDED	37			
CITT	TRAFFIC CITATION	243			
Total Calls		2,393			

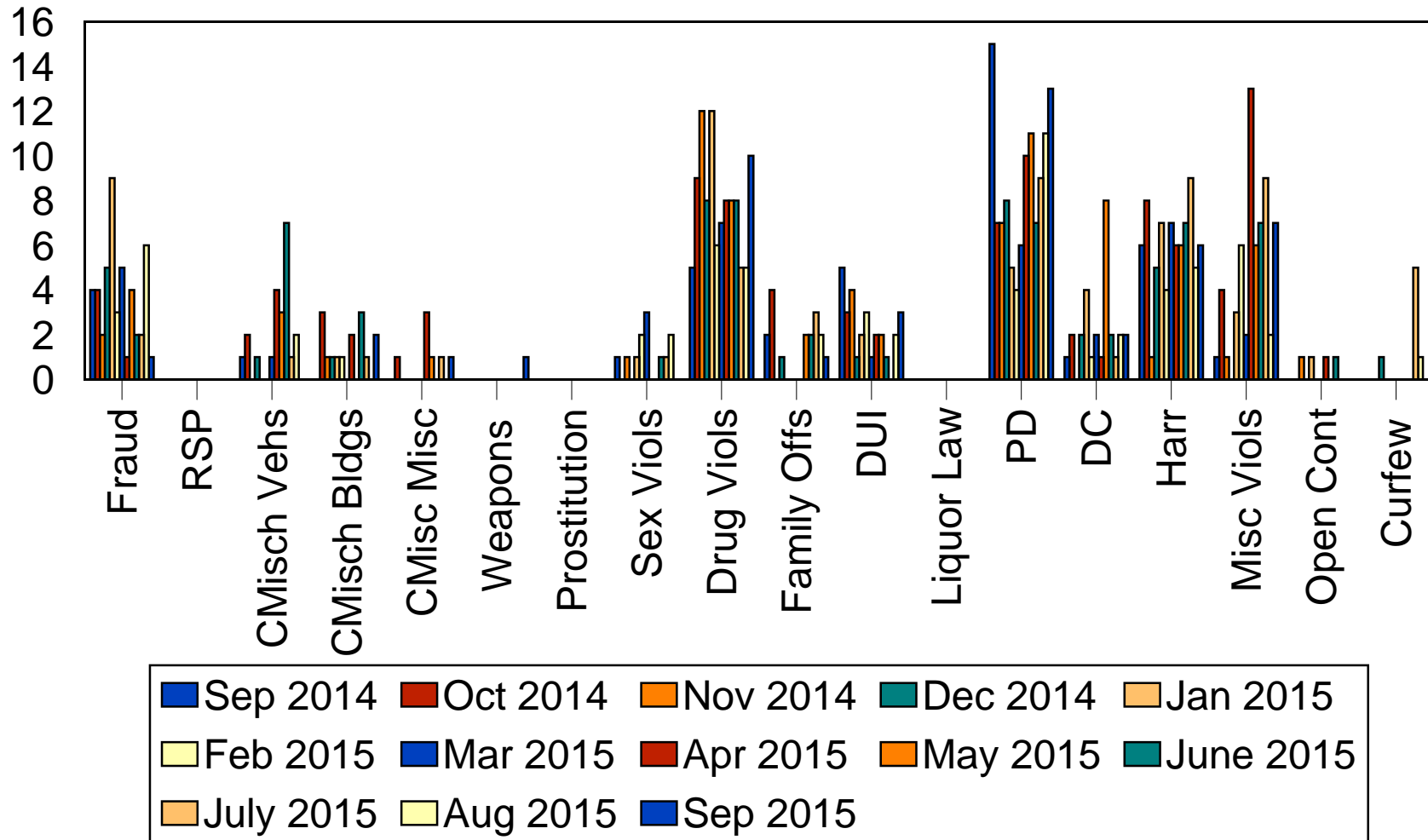
Ward 1

Part 1 Crimes - 12 Month Comparison



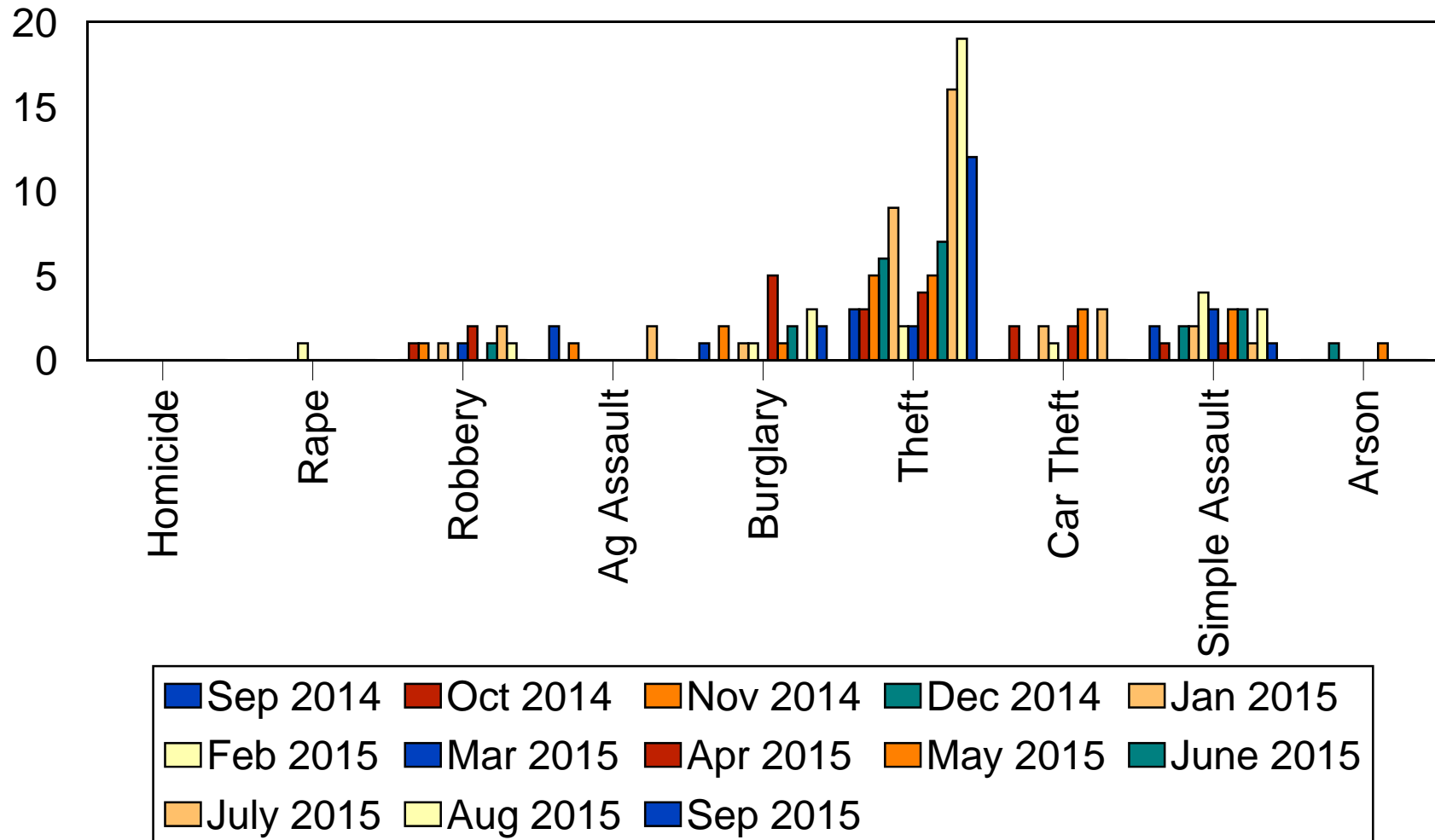
Ward 2

Part 2 Crimes - 12 Month Comparison



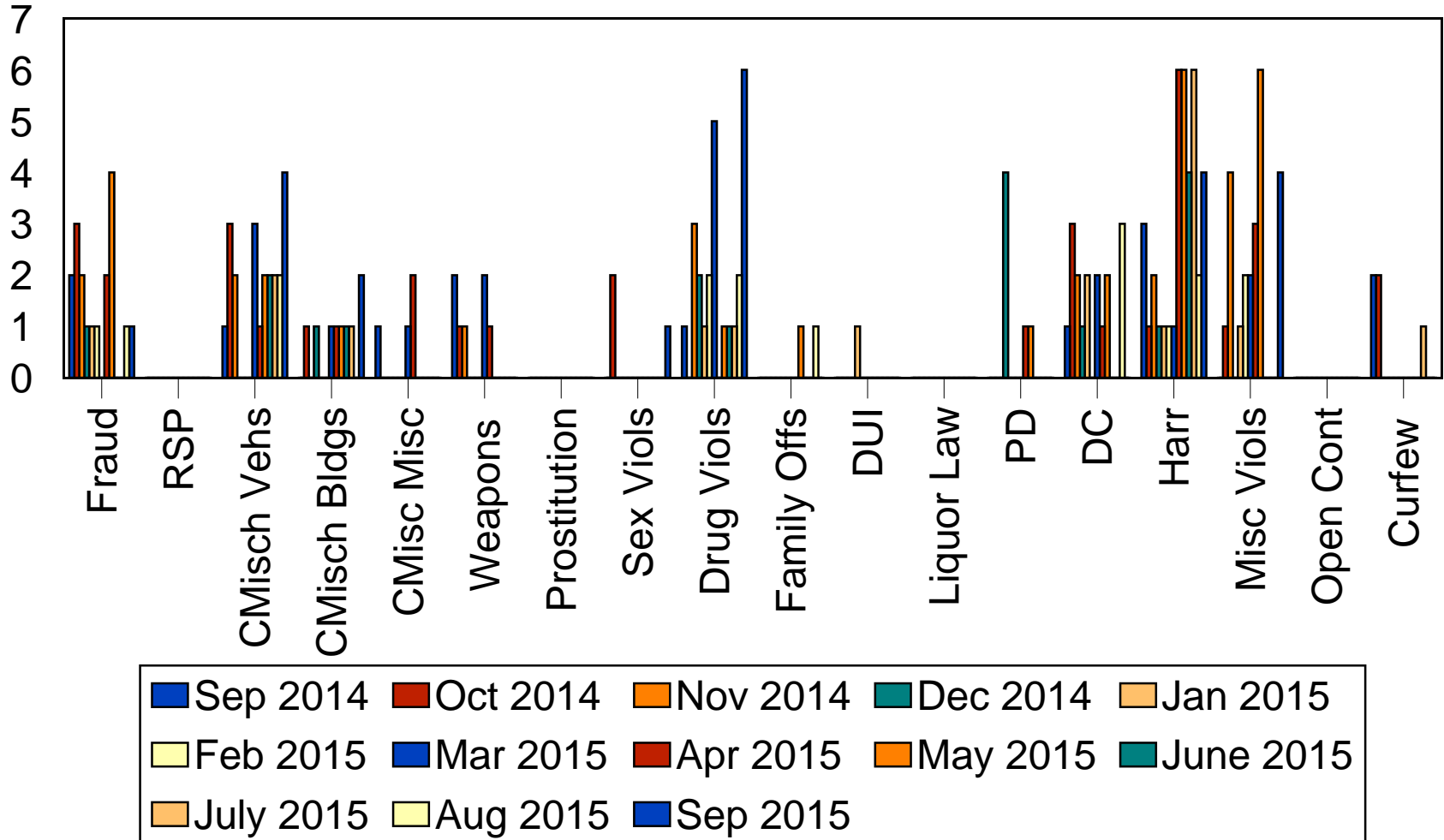
Ward 4

Part 1 Crimes - 12 Month Comparison



Ward 5

Part 2 Crimes - 12 Month Comparison



Borough of Pottstown

Part 1 Crimes - 12 Month Comparison

