

**POTTSTOWN POLICE DEPARTMENT  
MEMORANDUM**

DATE: September 18, 2015

TO: BOROUGH COUNCIL

FROM: Chuck Bleile  
Department Administrative Manager

REF: Monthly Report for August 2015

During August 2015 the Pottstown Police Department answered 2,167 calls for service. Of these calls 2,151 occurred in the Borough.

During the month we averaged 69.90 calls per day or 34.95 calls per 12 hour shift. For the year we have answered 16,078 calls. The daily average for the year is 66.16 calls per day or 33.08 calls per 12 hour shift.

During August 2014 we answered 2,160 calls. We answered 7 more calls this month than last August. This is an increase of .32% from last year. For the year we have answered 824 more calls than this time in 2014. This is an increase of 5.41%.

Cc Borough Manager  
Assistant Borough Manager  
Mayor  
Capt  
Chief  
All Personnel

MONTHLY REPORT TO COUNCIL  
POLICE ACTIVITY BY WARD

AUG 2015

TYPE OF CALL ANSWERED		WARD							BORO
CODE	ACTIVITY	1	2	3	4	5	6	7	TOTAL
0100	MURDER -MANSLAUGHTER	0	0	0	0	0	0	0	0
0200	FORCIBLE RAPE	0	1	0	0	0	1	0	2
0300	ROBBERY	1	0	2	1	0	1	0	5
0400	AGGRAVATED ASSAULT	1	1	0	0	0	0	0	2
0500	BURGLARY	0	1	1	3	0	1	0	6
0600	THEFT	12	3	38	19	12	8	1	93
0700	MOTOR VEHICLE THEFT	1	0	0	0	2	0	1	4
0450	ASSAULTS OTHER	7	3	7	3	0	1	1	22
0900	ARSON	0	0	0	0	0	0	0	0
1100	FRAUD	3	6	7	2	1	2	2	23
1300	REC STOLEN PROPERTY	0	0	0	0	0	0	0	0
1410	CRIMINAL MISCHIEF VEHICLES	3	2	4	2	2	3	1	17
1420	CRIMINAL MISCHIEF BUILDINGS	2	0	1	0	0	0	0	3
1440	CRIMINAL MISCHIEF ALL OTHERS	0	0	2	0	0	1	0	3
1500	WEAPONS VIOLATIONS	0	0	0	1	0	0	0	1
1600	PROSTITUTION	0	0	0	0	0	0	0	0
1700	SEX OFFENSES	0	2	1	2	0	0	0	5
1800	NARCOTICS VIOLATIONS	12	5	10	1	2	0	1	31
2000	OFFENSES AGAINST FAMILY	0	2	1	0	1	1	2	7
2100	DUI	0	2	3	0	0	1	0	6
2200	LIQUOR LAW VIOLATIONS	0	0	0	0	0	1	0	1
2300	PUBLIC DRUNKENESS	10	11	4	4	0	8	0	37
2400	DISORDERLY CONDUCT	6	2	5	2	3	3	0	21
2450	HARASSMENT	4	5	14	4	2	3	2	34
2600	ALL OTHER VIOLATIONS	3	2	6	0	0	1	3	15
2691	OPEN CONTAINER VIOLATIONS	0	0	0	0	0	1	0	1
2800	CURFEW VIOLATIONS	1	1	3	0	0	1	0	6
2900	RUNAWAYS	4	2	0	0	0	0	0	6
3600	DOMESTIC DISTURBANCES	14	24	31	12	4	12	8	105
3610	OTHER DISTURBANCES	81	36	52	20	11	25	6	231
3810	FALSE ALARMS	6	9	24	5	10	7	21	82
3900	TRAFFIC AND PARKING PROBLEMS	23	20	27	19	5	17	6	117
6001	HIT AND RUN INJURY	0	0	3	0	0	0	0	3
6002	DEATH	0	0	0	0	0	0	0	0
6004	PROPERTY DAMAGE	0	1	1	1	0	0	0	3
6005	HIT AND RUN	5	1	4	1	1	5	2	19
6006	INJURY	1	2	3	1	0	5	0	12
6007	PEDESTRIAN	0	1	0	0	0	0	0	1
6008	NONINJURY	6	3	11	2	2	4	2	30
6010	OTHERS	0	0	0	0	0	0	0	0
6602	ABANDONED VEHICLES	4	3	8	3	2	2	2	24
8000	WARRANTS SERVED	3	10	5	1	1	1	1	22
MISC	ALL OTHER CALLS	201	328	289	99	55	128	51	1151
TOTAL		414	489	567	208	116	244	113	2151
TOTAL 2014		418	513	538	167	142	263	113	2154
INCREASE OR DECREASE FROM 2014		-4	-24	29	41	-26	-19	0	-3
PERCENT INCREASE OR DECREASE		-1%	-5%	5%	25%	-18%	-7%	0%	-0%
<b>TRAFFIC CITATIONS</b>									
SPEEDING		0	1	38	0	0	2	2	43
ALL OTHER MOVING VIOLATIONS		40	47	97	13	5	12	8	222

**Calls for Service - by UCR Code**

Incidents Reported Between 08/01/2015 and 08/31/2015

All Municipalities

Code	Description	Primary Count	Secondary UCR Count		
			Code 2	Code 3	Code 4
0210	FORCIBLE RAPE	1			
0214	RAPE BY FORCE-OTHER FORCIBLE MEANS	1			
0311	ROBBERY-ARMED-FIREARM-HIGHWAY	1			
0341	STRONG ARM - HIGHWAY	3			
0381	ATTEMPT-STRONG ARM-HIGHWAY	1			
0410	ASSAULT - FIREARM	1			
0440	ASSAULT - ATROCIOUS- HANDS,FISTS,FEET	1			
0450	OTHER ASSAULTS - NOT AGGRAVATED	22			
0511	BURGLARY-FORCED ENTRY-RESIDENCE-NIGHT	2			
0512	BURGLARY-FORCED ENTRY-RESIDENCE-DAY	0	1		
0521	UNLAWFUL ENTRY-NO FORCE-RESIDENCE-NIGHT	2			
0522	UNLAWFUL ENTRY-NO FORCE-RESIDENCE-DAY	1			
0523	UNLAWFUL ENTRY-NO FORCE-RESIDENCE-UNK.	1			
0613	THEFT-\$200 & OVER-RETAIL THEFT	6			
0614	THEFT-\$200 & OVER-FROM AUTO (EXCPT 0615)	10			
0616	THEFT-\$200 & OVER-BICYCLES	1			
0617	THEFT-\$200 & OVER-FROM BUILDINGS	8			
0619	THEFT-\$200 & OVER-ALL OTHER	2			
0623	THEFT-\$50 TO \$200-RETAIL THEFT	6			
0624	THEFT-\$50 TO \$200-FROM AUTO (EXCPT 0625)	8			
0625	THEFT-\$50-\$200-AUTO PARTS & ACCESSORIES	1			
0626	THEFT-\$50 TO \$200-BICYCLES	4			
0627	THEFT-\$50 TO \$200-FROM BUILDINGS	7			
0629	THEFT-\$50 TO \$200-ALL OTHER	2			
0631	THEFT-UNDER \$50-POCKET PICKING	1			
0633	THEFT-UNDER \$50-RETAIL THEFT	9			
0634	THEFT-UNDER \$50-FROM AUTO (EXCEPT 0635)	10			
0635	THEFT-UNDER \$50-AUTO PARTS & ACCESSORIES	2			
0637	THEFT - UNDER \$50 - FROM BUILDINGS	3			
0639	THEFT-UNDER \$50-ALL OTHER	2	1		
0644	THEFT-ATTEMPTED-FROM AUTO (EXCEPT 0645)	11			
0710	MOTOR VEHICLE THEFT-AUTO	2			
0712	M.V. THEFT - STREET - RESIDENTIAL AREA	1			
0716	M.V.THEFT-AUTOS - ALL OTHER PARKING LOTS	1			
1010	FORGERY	2			
1100	FRAUD	12	3		
1110	FRAUD - BAD CHECKS	1			
1120	FRAUD - CREDIT CARDS	4	2		
1130	FRAUD - ALL OTHER (FLIM FLAM, CONFIDENCE	4			
1300	STOLEN PROPERTY-RECEIVING,POSSESSING,ETC	0	1		
1410	CRIMINAL MISCHIEF TO AUTOMOBILES	17			
1420	CRIMINAL MISCHIEF TO PRIVATE BUILDINGS	3			
1440	CRIMINAL MISCHIEF - ALL OTHER	2			
1450	ALL OTHER VANDALISM(GRAFFITI)	1			
1500	WEAPONS-CARRYING,POSSESSING,ETC.	0		1	
1521	WEAPONS - SALE - FIREARMS	1			
1700	SEX OFFENSES (EXCEPT RAPE & PROSTITUTION	5			
1811	NARCOTICS-SALE-MORPHINE,HEROIN,COCAINE	6			

**Calls for Service - by UCR Code**

Incidents Reported Between 08/01/2015 and 08/31/2015

## All Municipalities

Code	Description	Primary Count	Secondary UCR Count		
			Code 2	Code 3	Code 4
1812	NARCOTICS-SALE-MARIJUANA, HASHISH, ETC.	1			
1813	DRUGS-SALE/MFG-SYNTHETIC NARCOTICS	1			
1831	NARCOTICS-POSSESSION-MORP,HEROIN,COCAIN	9			
1832	NARCOTICS-POSSESSION-MARIJUANA,ETC.	10			
1833	NARCOTICS-POSSESSION-SYNTHETIC NARCOTIC	1	1		
1834	NARCOTICS-POSSESSION-OTHER DANGEROUS	3	3		
2000	OFFENSES AGAINST FAMILY & CHILDREN	6	2		
2020	OFFENSES AGAINST FAMILY-CHILD ABUSE	1			
2110	DRIVING UNDER THE INFLUENCE-LIQUOR/DRUGS	1	1		
2111	DRIVING UNDER THE INFLUENCE - ALCOHOL	4			
2112	DRIVE UNDER INFLUENCE-ALCOHOL-IMPAIRED	1			
2211	LIQUOR LAW-UNDERAGE-PURCH,CONSMP,POSSES	1			
2300	PUBLIC DRUNKENNESS	37			
2400	DISORDERLY CONDUCT	17	1		
2410	HARASSMENT BY COMMUNICATION	19			
2430	DISORDERLY CONDUCT - DRUGS	2	1		
2450	HARASSMENT	15	1	1	
2460	DISORDERLY CONDUCT-OBSCENE LANGUAGE	2			
2600	ALL OTHER CRIMES CODE VIOLATIONS	3	5	1	
2632	ALL OTHER OFFENSES - LITTERING	2			
2639	ALL OTHERS - ILLEGAL DUMPING	3			
2640	ALL OTHER ORDINANCE VIOLATIONS	1			
2650	ALL OTHERS - PUBLIC NUISANCE	1			
2660	ALL OTHER OFFENSES - TRESPASSING	4	3	2	
2664	ALL OTHER OFFENSES - ALL OTHER (MISC.)	1			
2691	OPEN CONTAINER ORDINANCE	1			
2811	CURFEW LAW (JUVENILE) - MALE	5	1		
2812	CURFEW LAW (JUVENILE) - FEMALE	1			
2900	LOST/MISSING PERSONS	1			
2910	LOST/MISSING PROPERTY	3			
2990	RUNAWAYS - (JUVENILE) - REPORTS	6			
3000	FOUND/RECOVERED PROPERTY	43	1		
3300	SUICIDES	1			
3400	MENTAL HEALTH	23			
3500	SUSPICIOUS PERSONS,AUTOS,CIRCUMSTANCES	232			
3600	DISTURBANCES-DOMESTIC	105	14	2	1
3610	DISTURBANCES-JUVENILE	9			
3620	DISTURBANCES-OTHER (FIGHTS,DISPUTES,ETC)	207			
3630	LOUD MUSIC DISTURBANCE	13			
3640	ANIMAL COMPLAINTS-BARKING DOGS(FOUNDED)	2			
3800	SERVICE CALL-MISCELLANEOUS	88			
3810	SERVICE CALL-ALARMS-UNFOUNDED-EXCPT FIRE	82			
3840	FIRES (INCLUDING ALARMS-FOUNDED/UNFOUNDED)	7			
3870	MEDICAL EMERGENCY	142			
3900	TRAFFIC & PARKING PROBLEMS	117	1		
4014	NON-CRIMINAL-INVESTIGATE OPEN DOOR,ETC.	12			
4027	911 HANGUPS-UNFOUNDED	19			
4028	NON-CRIMINAL-OTHER INVESTIGATIONS	71			

# Calls for Service - by UCR Code



Incidents Reported Between 08/01/2015 and 08/31/2015

All Municipalities

Code	Description	Primary Count	Secondary UCR Count		
			Code 2	Code 3	Code 4
4029	GUNSHOTS	3			
5006	LOST & FOUND - LOST ANIMAL	1			
5008	LOST & FOUND - LOST ARTICLES	1			
5014	LOST & FOUND - MISSING ADULT FEMALES	0	1		
5100	JUVENILE	28			
5105	INFORMATION	7			
5502	ANIMAL COMPLAINTS - BARKING DOGS(UNF)	5			
5504	ANIMAL COMPLAINTS - DOG BITES	2			
5506	ANIMAL COMPLAINTS - STRAY ANIMALS	20			
5510	ANIMAL COMPLAINTS - OTHER	19			
5590	ANIMAL COMPLAINTS - REPORTS	3			
6001	TRAFFIC ACCIDENT-HIT AND RUN-INJURY	3			
6004	TRAFFIC ACC. INVOLVING PROPERTY DAMAGE	3			
6005	TRAFFIC ACCIDENT- HIT AND RUN	19			
6006	TRAFFIC ACCIDENT INVOLVING INJURY	12			
6007	TRAFFIC ACCIDENT-PEDESTRIAN	1			
6008	ACCIDENT INVOLVING NONINJURY	30			
6350	TRAFFIC ENFORCEMENT-PATROL	6			
6602	TRAFFIC RELATED -IMPOUNDED,ABANDON M.V.	24			
6604	TRAFFIC RELATED-ASSIST AT ACCIDENTS	1			
6605	TRAFFIC RELATED-UNFOUND ACCIDENT	9			
6610	TRAFFIC RELATED - MOTORIST AID	10			
6613	TRAFFIC RELATED-SEIZED REG OR LICENSE	8	1		
7002	BUILDING CHECKS - OFFICER INITIATED	124			
7003	BUILDING CHECK BUSINESS	6			
7005	LIBRARY CHECK	2			
7006	PUBLIC SERVICES - LOCK OUT	3			
7012	PUBLIC SERVICES - BANK ESCORTS, ETC.	2			
7502	ASSIST OTHER AGENCIES - FIRE DEPT.	42			
7504	ASSIST OTHER AGENCIES - OTHER POLICE	77			
7506	ASSISTING OTHER AGENCIES - ALL OTHERS	18			
7508	ASSIST POTTSTOWN POLICE	23			
7510	LIVE SCAN	8			
8010	WARRANTS - LOCAL - CRIMINAL	0	1		
8110	WARRANTS - MONTGOMERY COUNTY BENCH	9		1	
8114	WARRANTS - OTHER AUTHORITY-OTHER WARRANT	11			1
8504	DEPARTMENTAL SERVICES - JAIL DUTY	60			
8510	DEPT. SERVICES - NNCIC LOOK-UPS	2			
9000	ADMINISTRATIVE TASKS	1			
9100	CARD STRUCK WHEN NOT NEEDED	36			
CITT	TRAFFIC CITATION	327			
<b>Total Calls</b>		<b>2,494</b>			



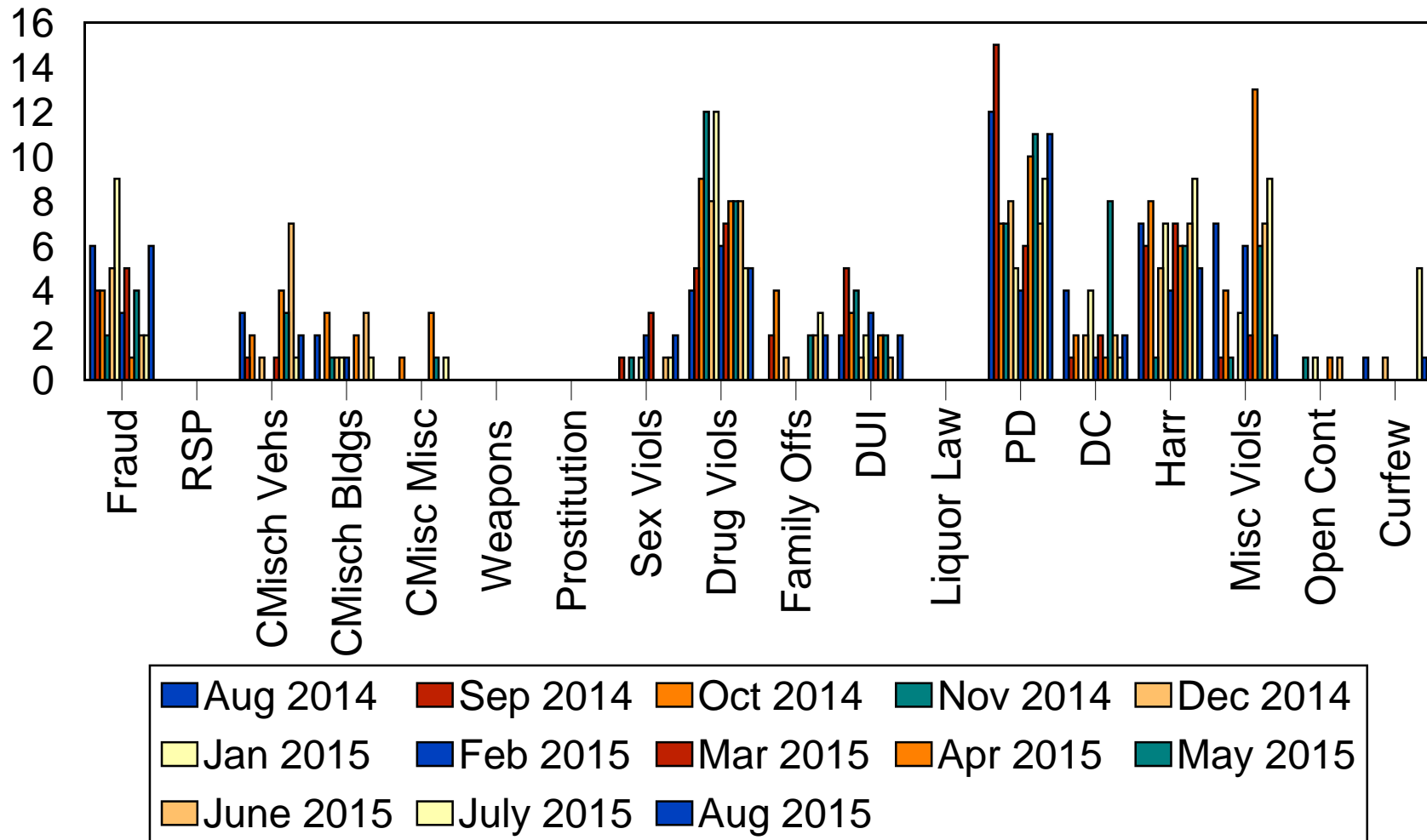






# Ward 2

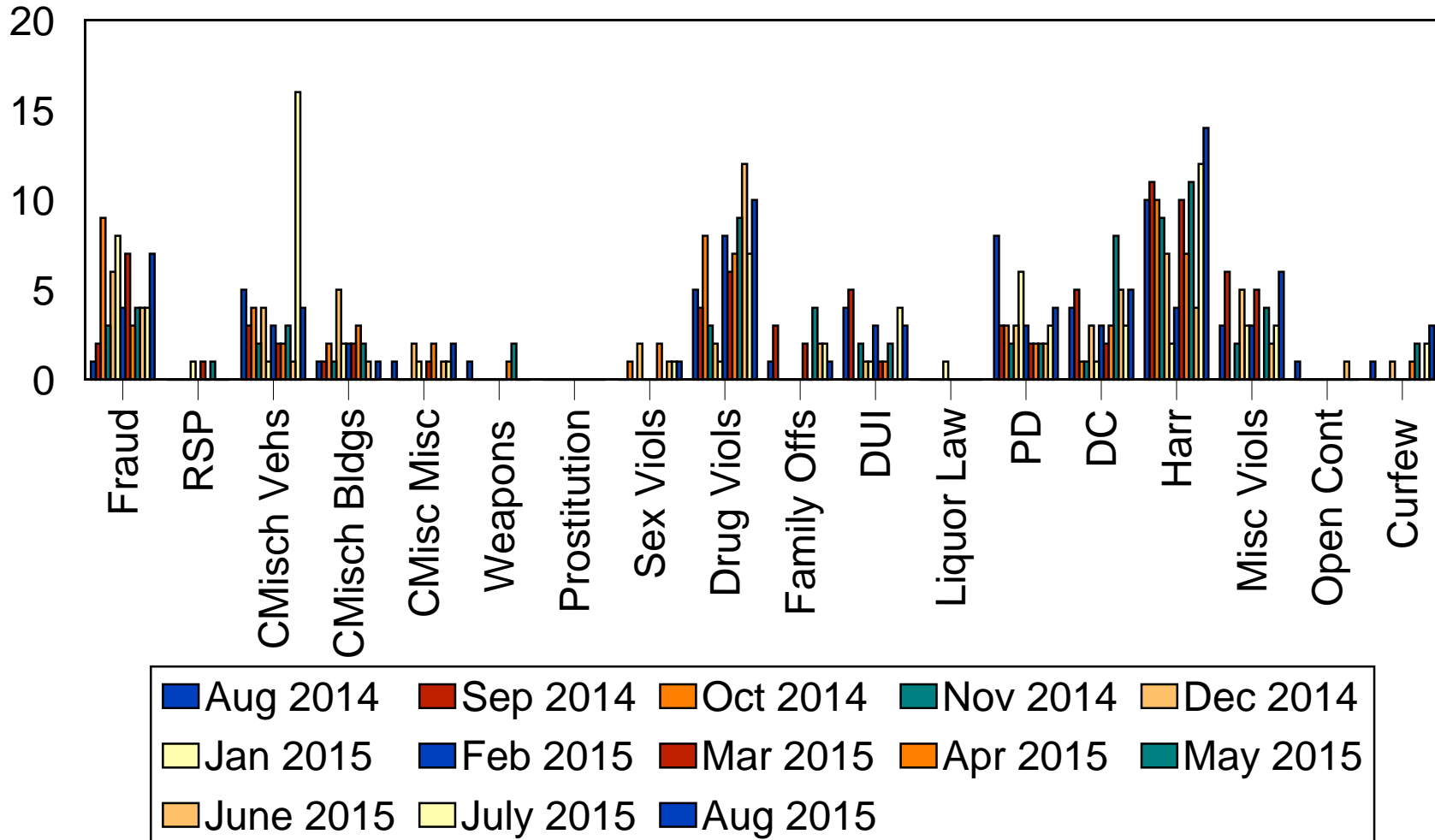
## Part 2 Crimes - 12 Month Comparison





# Ward 3

## Part 2 Crimes - 12 Month Comparison

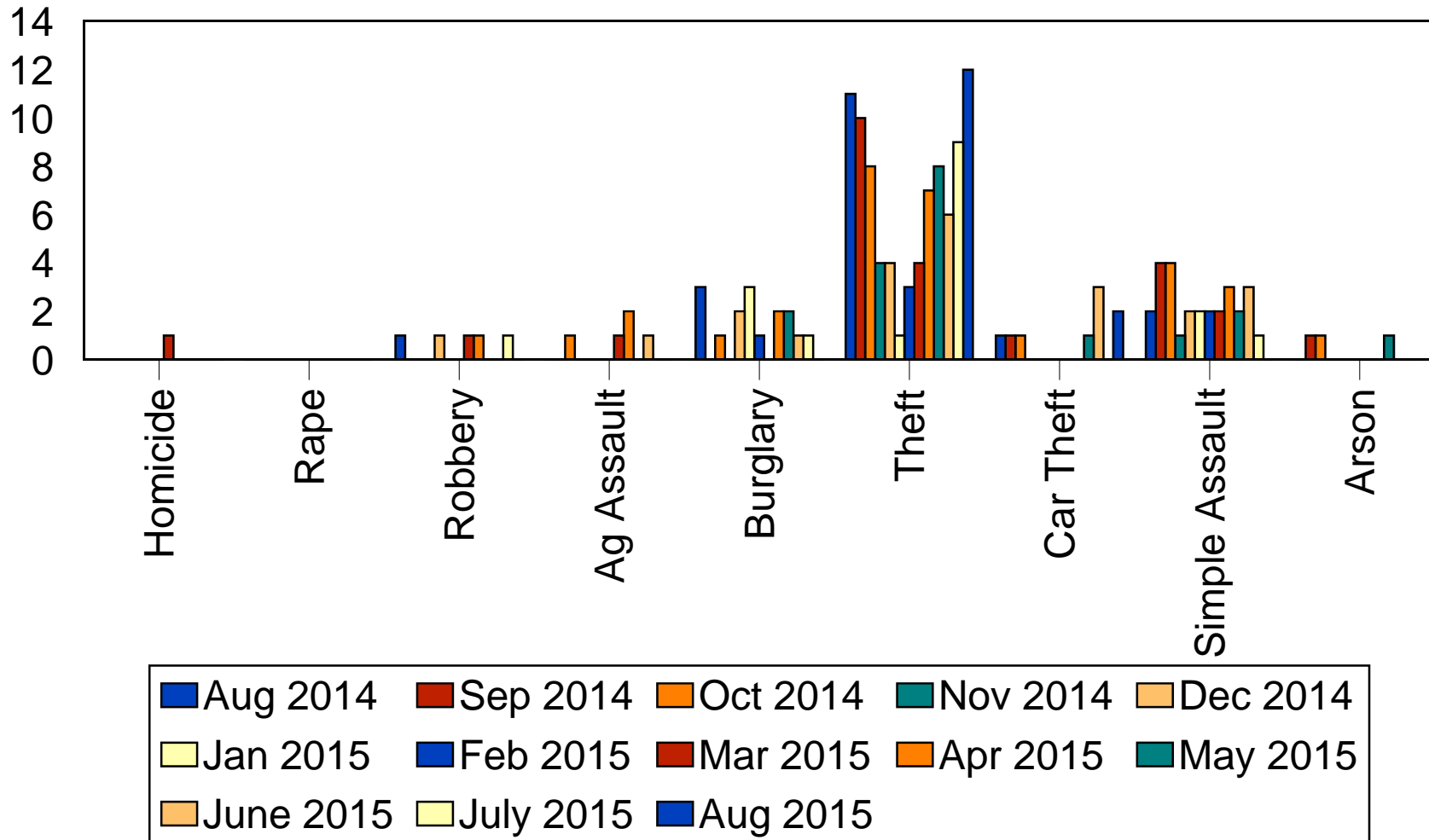






# Ward 5

## Part 1 Crimes - 12 Month Comparison

















# Borough of Pottstown

## Part 2 Crimes - 12 Month Comparison

