

**POTTSTOWN POLICE DEPARTMENT
MEMORANDUM**

DATE: June 17, 2015
TO: BOROUGH COUNCIL
FROM: Chuck Bleile
Department Administrative Manager
REF: Monthly Report for May 2015

During May 2015 the Pottstown Police Department answered 2,215 calls for service. Of these calls 2,201 occurred in the Borough.

During the month we averaged 71.45 calls per day or 35.73 calls per 12 hour shift. For the year we have answered 9,585 calls. The daily average for the year is 63.48 calls per day or 31.74 calls per 12 hour shift.

During May 2014 we answered 2,072 calls. We answered 143 more calls this month than last May. This is an increase of 6.9% from last year. For the year we have answered 737 more calls than this time in 2014. This is an increase of 8.33%.

Cc Borough Manager
Assistant Borough Manager
Mayor
Capt
Chief
All Personnel

MONTHLY REPORT TO COUNCIL
POLICE ACTIVITY BY WARD

MAY 2015

TYPE OF CALL ANSWERED		WARD						BORO	
CODE	ACTIVITY	1	2	3	4	5	6	7	TOTAL
0100	MURDER -MANSLAUGHTER	0	0	0	0	0	0	0	0
0200	FORCIBLE RAPE	0	0	0	0	0	0	0	0
0300	ROBBERY	1	1	1	0	0	0	0	3
0400	AGGRAVATED ASSAULT	0	0	1	0	0	0	0	1
0500	BURGLARY	6	1	5	1	2	3	2	20
0600	THEFT	10	5	22	5	8	17	4	71
0700	MOTOR VEHICLE THEFT	1	0	2	3	1	1	0	8
0450	ASSAULTS OTHER	9	1	6	3	2	3	1	25
0900	ARSON	0	0	1	1	1	0	0	3
1100	FRAUD	1	4	4	2	4	1	0	16
1300	REC STOLEN PROPERTY	0	0	1	0	0	0	0	1
1410	CRIMINAL MISCHIEF VEHICLES	2	3	3	2	2	6	0	18
1420	CRIMINAL MISCHIEF BUILDINGS	4	0	2	0	1	0	0	7
1440	CRIMINAL MISCHIEF ALL OTHERS	0	1	0	5	0	0	0	6
1500	WEAPONS VIOLATIONS	0	0	2	0	0	0	0	2
1600	PROSTITUTION	0	0	0	0	0	0	0	0
1700	SEX OFFENSES	0	0	0	1	0	0	0	1
1800	NARCOTICS VIOLATIONS	10	8	9	1	1	3	1	33
2000	OFFENSES AGAINST FAMILY	1	2	4	3	1	2	0	13
2100	DUI	7	2	2	1	0	0	1	13
2200	LIQUOR LAW VIOLATIONS	0	0	0	0	0	0	1	1
2300	PUBLIC DRUNKENESS	9	11	2	2	1	1	0	26
2400	DISORDERLY CONDUCT	9	8	8	2	2	2	0	31
2450	HARASSMENT	5	6	11	2	6	7	1	38
2600	ALL OTHER VIOLATIONS	17	6	4	2	6	2	1	38
2691	OPEN CONTAINER VIOLATIONS	1	0	0	0	0	0	0	1
2800	CURFEW VIOLATIONS	0	0	2	0	0	0	0	2
2900	RUNAWAYS	1	2	3	2	0	0	0	8
3600	DOMESTIC DISTURBANCES	20	16	20	9	7	4	6	82
3610	OTHER DISTURBANCES	59	34	37	26	17	25	10	208
3810	FALSE ALARMS	12	9	32	10	4	14	10	91
3900	TRAFFIC AND PARKING PROBLEMS	19	35	35	27	7	14	6	143
6001	HIT AND RUN INJURY	0	0	1	0	0	1	0	2
6002	DEATH	0	0	0	0	0	0	0	0
6004	PROPERTY DAMAGE	1	1	3	1	1	0	0	7
6005	HIT AND RUN	1	7	6	1	1	2	1	19
6006	INJURY	2	0	4	0	0	1	0	7
6007	PEDESTRIAN	1	1	0	0	0	0	0	2
6008	NONINJURY	7	2	3	3	2	1	1	19
6010	OTHERS	0	0	0	0	0	0	0	0
6602	ABANDONED VEHICLES	3	3	4	4	3	7	1	25
8000	WARRANTS SERVED	11	10	1	2	1	2	0	27
MISC	ALL OTHER CALLS	236	347	237	97	59	151	56	1183
TOTAL		466	526	478	218	140	270	103	2201
TOTAL 2014		416	487	440	180	164	257	115	2059
INCREASE OR DECREASE FROM 2014		50	39	38	38	-24	13	-12	142
PERCENT INCREASE OR DECREASE		12%	8%	9%	21%	-15%	5%	-10%	7%
TRAFFIC CITATIONS									
SPEEDING		0	0	10	0	0	17	4	31
ALL OTHER MOVING VIOLATIONS		120	115	53	13	2	51	16	370

Calls for Service - by UCR Code



Incidents Reported Between 05/01/2015 and 05/31/2015

All Municipalities

Code	Description	Primary Count	Secondary UCR Count		
			Code 2	Code 3	Code 4
0315	ARMED - FIREARM - CHAIN STORE	1			
0326	ARMED - KNIFE- RESIDENCE	1			
0342	STRONG ARM - HIJACKING	1			
0440	ASSAULT - ATROCIOUS- HANDS,FISTS,FEET	1			
0450	OTHER ASSAULTS - NOT AGGRAVATED	25	1	1	
0511	BURGLARY-FORCED ENTRY-RESIDENCE-NIGHT	0	1		
0513	BURGLARY-FORCED ENTRY-RESIDNTL-TIME UNKN	5			
0514	BURGLARY-FORCE ENTRY-NON-RESID-NIGHT	3			
0516	BURGLARY-FORCED ENTRY-NON-RESID-TIME UNK	1			
0521	UNLAWFUL ENTRY-NO FORCE-RESIDENCE-NIGHT	2			
0522	UNLAWFUL ENTRY-NO FORCE-RESIDENCE-DAY	3			
0523	UNLAWFUL ENTRY-NO FORCE-RESIDENCE-UNK.	2			
0526	UNLAWFUL ENTRY-NO FORCE-NONRES.-UNKNOWN	1			
0531	ATTEMPT FORCIBLE ENTRY-RESIDENCE-NIGHT	1			
0533	ATTEMPTED FORCIBLE ENTRY-RES.-UNKNOWN	1			
0536	ATTEMPT FORCIBLE ENTRY-NONRES.-UNKNOWN	1			
0613	THEFT-\$200 & OVER-RETAIL THEFT	4			
0614	THEFT-\$200 & OVER-FROM AUTO (EXCPT 0615)	4			
0616	THEFT-\$200 & OVER-BICYCLES	4			
0617	THEFT-\$200 & OVER-FROM BUILDINGS	13			
0619	THEFT-\$200 & OVER-ALL OTHER	3			
0623	THEFT-\$50 TO \$200-RETAIL THEFT	1			
0624	THEFT-\$50 TO \$200-FROM AUTO (EXCPT 0625)	2			
0626	THEFT-\$50 TO \$200-BICYCLES	5			
0627	THEFT-\$50 TO \$200-FROM BUILDINGS	6	1		
0629	THEFT-\$50 TO \$200-ALL OTHER	1			
0633	THEFT-UNDER \$50-RETAIL THEFT	5			
0634	THEFT-UNDER \$50-FROM AUTO (EXCEPT 0635)	4			
0635	THEFT-UNDER \$50-AUTO PARTS & ACCESSORIES	3			
0637	THEFT - UNDER \$50 - FROM BUILDINGS	7			
0639	THEFT-UNDER \$50-ALL OTHER	3			
0644	THEFT-ATTEMPTED-FROM AUTO (EXCEPT 0645)	6			
0710	MOTOR VEHICLE THEFT-AUTO	4	1		
0712	M.V. THEFT - STREET - RESIDENTIAL AREA	3			
0716	M.V.THEFT-AUTOS - ALL OTHER PARKING LOTS	1			
0921	ARSON-INCENDIARY DEVICE-RESIDENCE(HOUSE)	1			
0926	ARSON-INCENDIARY DEVICE-MOTOR VEHICLE	1			
0928	ARSON-INCENDIARY DEVICE-ALL OTHER	1			
1020	COUNTERFEITING	1			
1100	FRAUD	7	5		
1110	FRAUD - BAD CHECKS	1			
1120	FRAUD - CREDIT CARDS	4			
1130	FRAUD - ALL OTHER (FLIM FLAM, CONFIDENCE	3			
1300	STOLEN PROPERTY-RECEIVING,POSSESSING,ETC	1			
1410	CRIMINAL MISCHIEF TO AUTOMOBILES	18			
1420	CRIMINAL MISCHIEF TO PRIVATE BUILDINGS	6			
1430	CRIMINAL MISCHIEF - PUBLIC BUILDINGS	1			
1440	CRIMINAL MISCHIEF - ALL OTHER	2			

Calls for Service - by UCR Code



Incidents Reported Between 05/01/2015 and 05/31/2015

All Municipalities

Code	Description	Primary Count	Secondary UCR Count		
			Code 2	Code 3	Code 4
1450	ALL OTHER VANDALISM(GRAFFITI)	4			
1500	WEAPONS-CARRYING,POSSESSING,ETC.	2	2		
1700	SEX OFFENSES (EXCEPT RAPE & PROSTITUTION	1			
1811	NARCOTICS-SALE-MORPHINE,HEROIN,COCAINE	4			
1812	NARCOTICS-SALE-MARIJUANA, HASHISH, ETC.	2		1	
1813	DRUGS-SALE/MFG-SYNTHETIC NARCOTICS	0		1	
1831	NARCOTICS-POSSESSION-MORP,HEROIN,COCAIN	8			
1832	NARCOTICS-POSSESSION-MARIJUANA,ETC.	9	1		
1833	NARCOTICS-POSSESSION-SYNTHETIC NARCOTIC	4			
1834	NARCOTICS-POSSESSION-OTHER DANGEROUS	6	3		
2000	OFFENSES AGAINST FAMILY & CHILDREN	10	2		
2020	OFFENSES AGAINST FAMILY-CHILD ABUSE	3			
2110	DRIVING UNDER THE INFLUENCE-LIQUOR/DRUGS	4	1		
2111	DRIVING UNDER THE INFLUENCE - ALCOHOL	8			
2112	DRIVE UNDER INFLUENCE-ALCOHOL-IMPAIRED	1	1		
2241	LIQUOR LAWS - OTHER - ADULT	1			
2300	PUBLIC DRUNKENNESS	26	1		
2400	DISORDERLY CONDUCT	18	2		
2410	HARASSMENT BY COMMUNICATION	16			
2420	DISORDERLY CONDUCT-PUBLIC PLACES	5			
2430	DISORDERLY CONDUCT - DRUGS	2			
2440	DISORDERLY CONDUCT-DISTURBING THE PEACE	5	1		
2450	HARASSMENT	22	1		
2460	DISORDERLY CONDUCT-OBSCENE LANGUAGE	1			
2600	ALL OTHER CRIMES CODE VIOLATIONS	3	1	2	
2616	ALL OTHERS - CONTEMPT OF COURT (NON M.V)	3			
2639	ALL OTHERS - ILLEGAL DUMPING	6			
2640	ALL OTHER ORDINANCE VIOLATIONS	7			
2648	ALL OTHERS-PORNOGRAPHY-POSSESS & SALE	1			
2650	ALL OTHERS - PUBLIC NUISANCE	11	2		
2656	ALL OTHER - THREATS (KILL,BOMB,PHONE,ETC	1			
2660	ALL OTHER OFFENSES - TRESPASSING	6	5		
2691	OPEN CONTAINER ORDINANCE	1			
2811	CURFEW LAW (JUVENILE) - MALE	1			
2812	CURFEW LAW (JUVENILE) - FEMALE	1			
2910	LOST/MISSING PROPERTY	3			
2911	RUNAWAY - INCORRIGIBLE -MALE (JUVENILE)	1			
2990	RUNAWAYS - (JUVENILE) - REPORTS	8			
3000	FOUND/RECOVERED PROPERTY	33	3		
3310	ATTEMPTED SUICIDES	3			
3320	DOA	3			
3400	MENTAL HEALTH	21	1		
3500	SUSPICIOUS PERSONS,AUTOS,CIRCUMSTANCES	253	1		
3600	DISTURBANCES-DOMESTIC	82	22	6	1
3610	DISTURBANCES-JUVENILE	14			
3620	DISTURBANCES-OTHER (FIGHTS,DISPUTES,ETC)	180			
3630	LOUD MUSIC DISTURBANCE	12			
3640	ANIMAL COMPLAINTS-BARKING DOGS(FOUNDED)	2			

Calls for Service - by UCR Code



Incidents Reported Between 05/01/2015 and 05/31/2015

All Municipalities

Code	Description	Primary Count	Secondary UCR Count		
			Code 2	Code 3	Code 4
3800	SERVICE CALL-MISCELLANEOUS	78			
3810	SERVICE CALL-ALARMS-UNFOUNDED-EXCPT FIRE	91			
3820	SERVICE CALL-ASSIST MOTORIST/DISABLE VEH	1			
3840	FIRES (INCLUDING ALARMS-FOUNDED/UNFOUND)	7			
3860	SERVICE CALL-LOCKOUTS (VEHICLE/BLDG)	1			
3870	MEDICAL EMERGENCY	124	2		
3900	TRAFFIC & PARKING PROBLEMS	143	2		
4014	NON-CRIMINAL-INVESTIGATE OPEN DOOR,ETC.	11			
4027	911 HANGUPS-UNFOUNDED	15			
4028	NON-CRIMINAL-OTHER INVESTIGATIONS	60			
4090	NON-CRIMINAL - REPORTS	1			
5002	LOST & FOUND - FOUND ANIMAL	1			
5008	LOST & FOUND - LOST ARTICLES	1			
5016	LOST & FOUND - MISSING ADULT MALES	2			
5100	JUVENILE	44			
5105	INFORMATION	4			
5502	ANIMAL COMPLAINTS - BARKING DOGS(UNF)	6			
5504	ANIMAL COMPLAINTS - DOG BITES	3			
5506	ANIMAL COMPLAINTS - STRAY ANIMALS	23			
5508	ANIMAL COMPLAINTS - OTHER ANIMAL BITES	1			
5510	ANIMAL COMPLAINTS - OTHER	30			
5590	ANIMAL COMPLAINTS - REPORTS	6			
6001	TRAFFIC ACCIDENT-HIT AND RUN-INJURY	2			
6004	TRAFFIC ACC. INVOLVING PROPERTY DAMAGE	7			
6005	TRAFFIC ACCIDENT- HIT AND RUN	19			
6006	TRAFFIC ACCIDENT INVOLVING INJURY	7			
6007	TRAFFIC ACCIDENT-PEDESTRIAN	2			
6008	ACCIDENT INVOLVING NONINJURY	19			
6350	TRAFFIC ENFORCEMENT-PATROL	13			
6602	TRAFFIC RELATED -IMPOUNDED,ABANDON M.V.	25	1		
6605	TRAFFIC RELATED-UNFOUND ACCIDENT	6			
6607	TRAFFIC RELATED-SCHOOL CROSSING	9			
6608	TRAFFIC RELATED - ESCORTS	2			
6610	TRAFFIC RELATED - MOTORIST AID	2			
6613	TRAFFIC RELATED-SEIZED REG OR LICENSE	7			
7002	BUILDING CHECKS - OFFICER INITIATED	121			
7003	BUILDING CHECK BUSINESS	21			
7005	LIBRARY CHECK	3			
7006	PUBLIC SERVICES - LOCK OUT	1			
7502	ASSIST OTHER AGENCIES - FIRE DEPT.	56			
7504	ASSIST OTHER AGENCIES - OTHER POLICE	68			
7506	ASSISTING OTHER AGENCIES - ALL OTHERS	12	2		
7508	ASSIST POTTSTOWN POLICE	19			
7510	LIVE SCAN	16			
8010	WARRANTS - LOCAL - CRIMINAL	3		1	
8110	WARRANTS - MONTGOMERY COUNTY BENCH	18			
8114	WARRANTS - OTHER AUTHORITY-OTHER WARRANT	6	1		
8502	DEPARTMENTAL SERVICES - FINGERPRINTING	1			

June 16, 2015

Calls for Service - by UCR Code



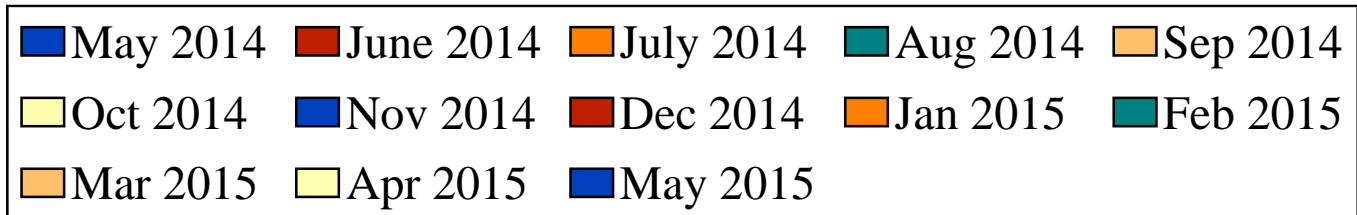
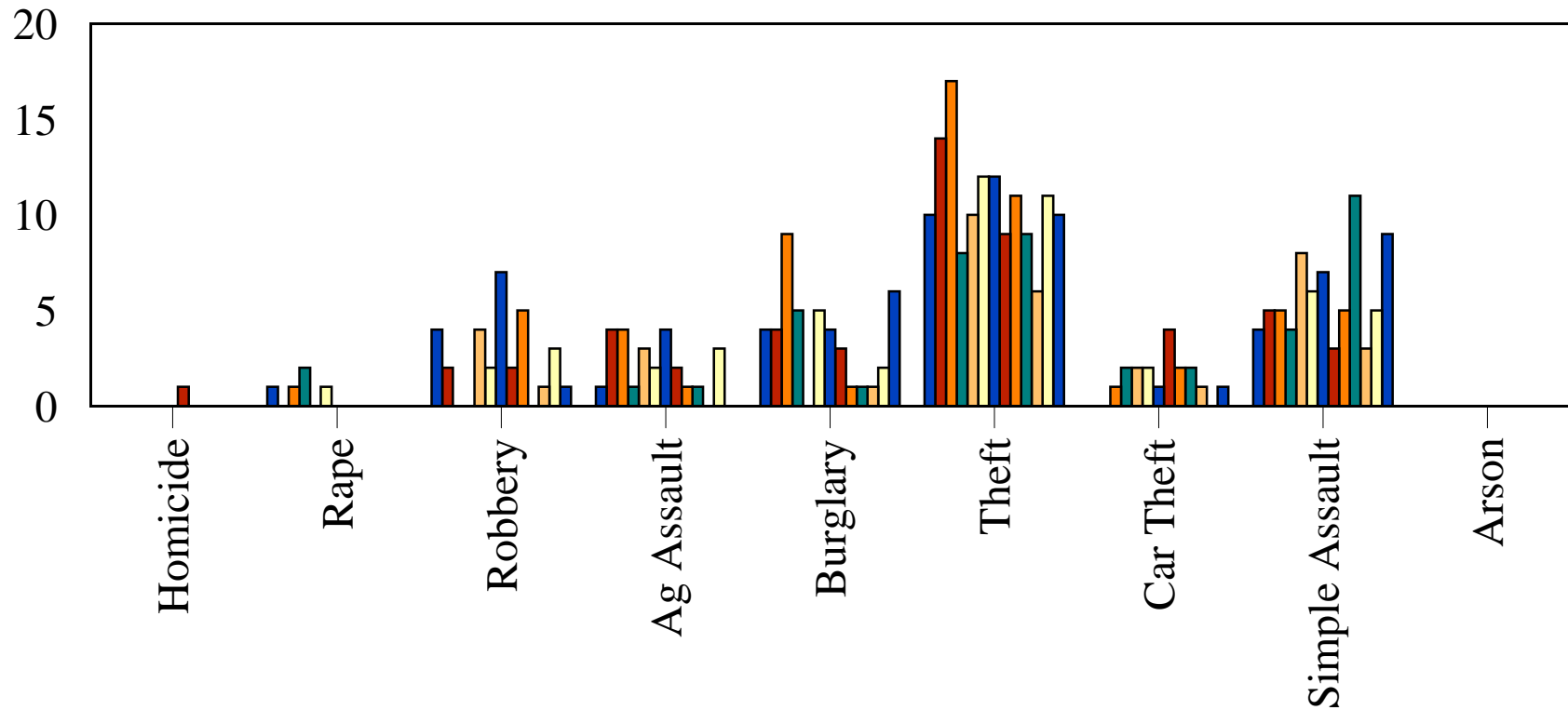
Incidents Reported Between 05/01/2015 and 05/31/2015

All Municipalities

Code	Description	Primary Count	Secondary UCR Count		
			Code 2	Code 3	Code 4
8504	DEPARTMENTAL SERVICES - JAIL DUTY	69			
8514	DEPARTMENTAL SERVICES - POLYGRAPH	1			
9100	CARD STRUCK WHEN NOT NEEDED	34			
CITT	TRAFFIC CITATION	286			
	Total Calls	2,501			

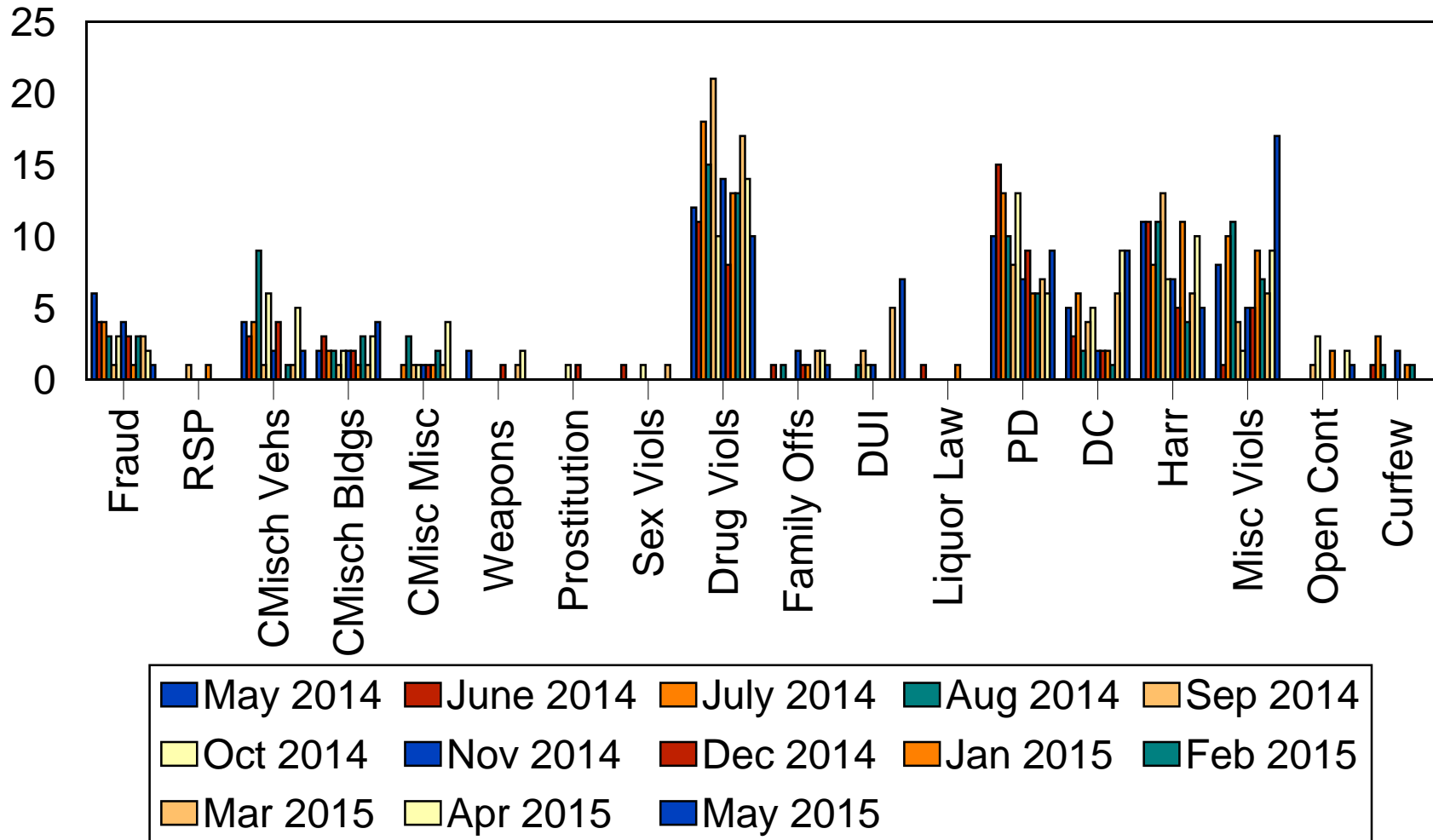
Ward 1

Part 1 Crimes - 12 Month Comparison



Ward 1

Part 2 Crimes - 12 Month Comparison



Ward 5

Part 1 Crimes - 12 Month Comparison

