

**POTTSTOWN POLICE DEPARTMENT
MEMORANDUM**

DATE: February 19, 2015
TO: BOROUGH COUNCIL
FROM: Chuck Bleile
Department Administrative Manager
REF: Monthly Report for January 2015

During January 2015 the Pottstown Police Department answered 1,770 calls for service. Of these calls 1,757 occurred in the Borough.

During the month we averaged 57.10 calls per day or 28.55 calls per 12 hour shift. For the year we have answered 1,770 calls. The daily average for the year is 57.10 calls per day or 28.55 calls per 12 hour shift.

During January 2014 we answered 1,602 calls. We answered 168 more calls this month than last January. This is an increase of 10.49% from last year. For the year we have answered 168 more calls than this time in 2014. This is an increase of 10.49%.

Cc Borough Manager
Assistant Borough Manager
Mayor
Capt
Chief
All Personnel

MONTHLY REPORT TO COUNCIL
POLICE ACTIVITY BY WARD

JAN 2015

TYPE OF CALL ANSWERED		WARD						BORO	
CODE	ACTIVITY	1	2	3	4	5	6	7	TOTAL
0100	MURDER -MANSLAUGHTER	0	0	0	0	0	0	0	0
0200	FORCIBLE RAPE	0	0	0	0	0	0	0	0
0300	ROBBERY	5	0	0	1	0	0	0	6
0400	AGGRAVATED ASSAULT	1	2	1	0	0	1	1	6
0500	BURGLARY	1	0	1	1	3	0	1	7
0600	THEFT	11	5	32	9	1	8	1	67
0700	MOTOR VEHICLE THEFT	2	1	0	2	0	1	0	6
0450	ASSAULTS OTHER	5	2	0	2	2	1	0	12
0900	ARSON	0	0	0	0	0	0	0	0
1100	FRAUD	1	9	8	4	1	5	1	29
1300	REC STOLEN PROPERTY	1	0	1	0	0	0	0	2
1410	CRIMINAL MISCHIEF VEHICLES	0	0	1	0	0	0	1	2
1420	CRIMINAL MISCHIEF BUILDINGS	1	1	2	0	0	0	0	4
1440	CRIMINAL MISCHIEF ALL OTHERS	1	0	1	0	0	0	0	2
1500	WEAPONS VIOLATIONS	0	0	0	0	0	0	0	0
1600	PROSTITUTION	0	0	0	0	0	0	0	0
1700	SEX OFFENSES	0	1	0	1	0	0	0	2
1800	NARCOTICS VIOLATIONS	13	12	1	6	1	7	3	43
2000	OFFENSES AGAINST FAMILY	1	0	0	0	0	0	0	1
2100	DUI	0	2	1	1	1	2	2	9
2200	LIQUOR LAW VIOLATIONS	1	0	1	0	0	1	0	3
2300	PUBLIC DRUNKENESS	6	5	6	1	0	2	1	21
2400	DISORDERLY CONDUCT	2	4	1	0	2	1	0	10
2450	HARASSMENT	11	7	2	3	1	2	2	28
2600	ALL OTHER VIOLATIONS	9	3	3	1	1	0	0	17
2691	OPEN CONTAINER VIOLATIONS	2	1	0	0	0	0	0	3
2800	CURFEW VIOLATIONS	1	0	0	0	0	0	0	1
2900	RUNAWAYS	1	0	0	1	0	0	0	2
3600	DOMESTIC DISTURBANCES	22	15	26	4	3	6	3	79
3610	OTHER DISTURBANCES	27	10	26	9	8	22	7	109
3810	FALSE ALARMS	11	8	12	3	6	6	10	56
3900	TRAFFIC AND PARKING PROBLEMS	19	26	31	14	6	15	9	120
6001	HIT AND RUN INJURY	0	0	0	0	1	0	1	2
6002	DEATH	0	0	0	0	0	0	0	0
6004	PROPERTY DAMAGE	1	1	3	0	0	0	1	6
6005	HIT AND RUN	2	1	7	4	1	0	1	16
6006	INJURY	0	0	3	1	0	2	3	9
6007	PEDESTRIAN	0	0	0	1	0	0	0	1
6008	NONINJURY	6	6	25	1	4	4	6	52
6010	OTHERS	0	0	0	0	0	0	0	0
6602	ABANDONED VEHICLES	5	5	5	2	1	0	1	19
8000	WARRANTS SERVED	3	3	0	3	0	0	0	9
MISC	ALL OTHER CALLS	212	286	201	69	64	104	60	996
TOTAL		384	416	401	144	107	190	115	1757
TOTAL 2014		323	334	399	157	122	170	89	1594
INCREASE OR DECREASE FROM 2014		61	82	2	-13	-15	20	26	163
PERCENT INCREASE OR DECREASE		19%	25%	1%	-8%	-12%	12%	29%	10%
TRAFFIC CITATIONS									
SPEEDING		1	1	2	0	0	7	2	13
ALL OTHER MOVING VIOLATIONS		66	61	23	16	8	20	20	214

Calls for Service - by UCR Code



Incidents Reported Between 01/01/2015 and 01/31/2015

All Municipalities

Code	Description	Primary Count	Secondary UCR Count		
			Code 2	Code 3	Code 4
0110	MURDER AND NON-NEGLIGENT MANSLAUGHTER	0	1		
0311	ROBBERY-ARMED-FIREARM-HIGHWAY	2			
0331	ARMED - OTHER DANGEROUS WEAPON - HWY.	1			
0341	STRONG ARM - HIGHWAY	2			
0346	STRONG ARM - RESIDENCE	1			
0440	ASSAULT - ATROCIOUS- HANDS,FISTS,FEET	6			
0450	OTHER ASSAULTS - NOT AGGRAVATED	12	1		
0511	BURGLARY-FORCED ENTRY-RESIDENCE-NIGHT	1			
0512	BURGLARY-FORCED ENTRY-RESIDENCE-DAY	1			
0513	BURGLARY-FORCED ENTRY-RESIDNTL-TIME UNKN	1			
0523	UNLAWFUL ENTRY-NO FORCE-RESIDENCE-UNK.	3			
0524	UNLAWFUL ENTRY-NO FORCE-NONRES.-NIGHT	1			
0613	THEFT-\$200 & OVER-RETAIL THEFT	3			
0614	THEFT-\$200 & OVER-FROM AUTO (EXCPT 0615)	5			
0615	THEFT-\$200 & OVER-AUTO ACCESSORIES	1			
0617	THEFT-\$200 & OVER-FROM BUILDINGS	7			
0618	THEFT-\$200 & OVER-FROM COIN DEVICE	1			
0619	THEFT-\$200 & OVER-ALL OTHER	6			
0623	THEFT-\$50 TO \$200-RETAIL THEFT	8			
0624	THEFT-\$50 TO \$200-FROM AUTO (EXCPT 0625)	1			
0625	THEFT-\$50-\$200-AUTO PARTS & ACCESSORIES	1			
0626	THEFT-\$50 TO \$200-BICYCLES	1			
0627	THEFT-\$50 TO \$200-FROM BUILDINGS	7			
0629	THEFT-\$50 TO \$200-ALL OTHER	2			
0633	THEFT-UNDER \$50-RETAIL THEFT	11			
0634	THEFT-UNDER \$50-FROM AUTO (EXCEPT 0635)	5			
0636	THEFT - UNDER \$50 - BICYCLES	1			
0637	THEFT - UNDER \$50 - FROM BUILDINGS	3			
0639	THEFT-UNDER \$50-ALL OTHER	2			
0644	THEFT-ATTEMPTED-FROM AUTO (EXCEPT 0645)	2	1		
0710	MOTOR VEHICLE THEFT-AUTO	2			
0712	M.V. THEFT - STREET - RESIDENTIAL AREA	2			
0713	M.V. THEFT - AUTOS - DRIVEWAY	1			
0732	M.V.THEFT-OTHER VEHICLES-ST.-RESIDENTIAL	1			
1010	FORGERY	1	1		
1020	COUNTERFEITING	1			
1026	COUNTERFEITING - USING	1			
1100	FRAUD	16			
1110	FRAUD - BAD CHECKS	4			
1120	FRAUD - CREDIT CARDS	2	1		
1130	FRAUD - ALL OTHER (FLIM FLAM, CONFIDENCE	4			
1300	STOLEN PROPERTY-RECEIVING,POSSESSING,ETC	2			
1410	CRIMINAL MISCHIEF TO AUTOMOBILES	2		1	
1420	CRIMINAL MISCHIEF TO PRIVATE BUILDINGS	3			
1430	CRIMINAL MISCHIEF - PUBLIC BUILDINGS	1	1		
1440	CRIMINAL MISCHIEF - ALL OTHER	2			
1700	SEX OFFENSES (EXCEPT RAPE & PROSTITUTION	1			
1720	SEX OFFENSES - INDECENT EXPOSURE	1			

Calls for Service - by UCR Code

Incidents Reported Between 01/01/2015 and 01/31/2015

All Municipalities

Code	Description	Primary Count	Secondary UCR Count		
			Code 2	Code 3	Code 4
1811	NARCOTICS-SALE-MORPHINE,HEROIN,COCAINE	14			
1831	NARCOTICS-POSSESSION-MORP,HERION,COCAINE	8	2		
1832	NARCOTICS-POSSESSION-MARIJUANA,ETC.	14	1		
1833	NARCOTICS-POSSESSION-SYNTHETIC NARCOTIC	1	1		
1834	NARCOTICS-POSSESSION-OTHER DANGEROUS	6	2		
2000	OFFENSES AGAINST FAMILY & CHILDREN	1	1		
2110	DRIVING UNDER THE INFLUENCE-LIQUOR/DRUGS	5	2		
2111	DRIVING UNDER THE INFLUENCE - ALCOHOL	3			
2112	DRIVE UNDER INFLUENCE-ALCOHOL-IMPAIRED	1			
2211	LIQUOR LAW-UNDERAGE-PURCH,CONSP,POSSES	3			
2300	PUBLIC DRUNKENNESS	21	4		
2400	DISORDERLY CONDUCT	4	3		
2410	HARASSMENT BY COMMUNICATION	19			
2420	DISORDERLY CONDUCT-PUBLIC PLACES	3			
2430	DISORDERLY CONDUCT - DRUGS	2			
2450	HARASSMENT	9	2		
2480	DISORDERLY CONDUCT-ALL OTHERS	1			
2600	ALL OTHER CRIMES CODE VIOLATIONS	4	5	1	
2632	ALL OTHER OFFENSES - LITTERING	2		1	
2639	ALL OTHERS - ILLEGAL DUMPING	4			
2640	ALL OTHER ORDINANCE VIOLATIONS	2			
2650	ALL OTHERS - PUBLIC NUISANCE	2			
2660	ALL OTHER OFFENSES - TRESPASSING	3	2		
2691	OPEN CONTAINER ORDINANCE	3			
2811	CURFEW LAW (JUVENILE) - MALE	1		1	
2910	LOST/MISSING PROPERTY	2			
2912	RUNAWAY-INCORRIGIBLE-FEMALE (JUVENILE)	1			
2990	RUNAWAYS - (JUVENILE) - REPORTS	1			
3000	FOUND/RECOVERED PROPERTY	25			
3310	ATTEMPTED SUICIDES	1			
3320	DOA	4			
3400	MENTAL HEALTH	32	1		
3500	SUSPICIOUS PERSONS,AUTOS,CIRCUMSTANCES	151			
3600	DISTURBANCES-DOMESTIC	79	10	6	
3610	DISTURBANCES-JUVENILE	5			
3620	DISTURBANCES-OTHER (FIGHTS,DISPUTES,ETC)	96			
3630	LOUD MUSIC DISTURBANCE	6			
3640	ANIMAL COMPLAINTS-BARKING DOGS(FOUNDED)	2			
3800	SERVICE CALL-MISCELLANEOUS	69			
3810	SERVICE CALL-ALARMS-UNFOUNDED-EXCPT FIRE	56			
3840	FIRES (INCLUDING ALARMS-FOUNDED/UNFOUNDED)	7			
3870	MEDICAL EMERGENCY	80			
3900	TRAFFIC & PARKING PROBLEMS	120			1
4010	NON-CRIMINAL-FIRES	1			
4014	NON-CRIMINAL-INVESTIGATE OPEN DOOR,ETC.	11			
4024	NON-CRIMINAL - WATER LEAKS,MAINS, ETC.	1			
4026	NON-CRIMINAL-WIRES AND POLES DOWN	1			
4027	911 HANGUPS-UNFOUNDED	14			

Calls for Service - by UCR Code

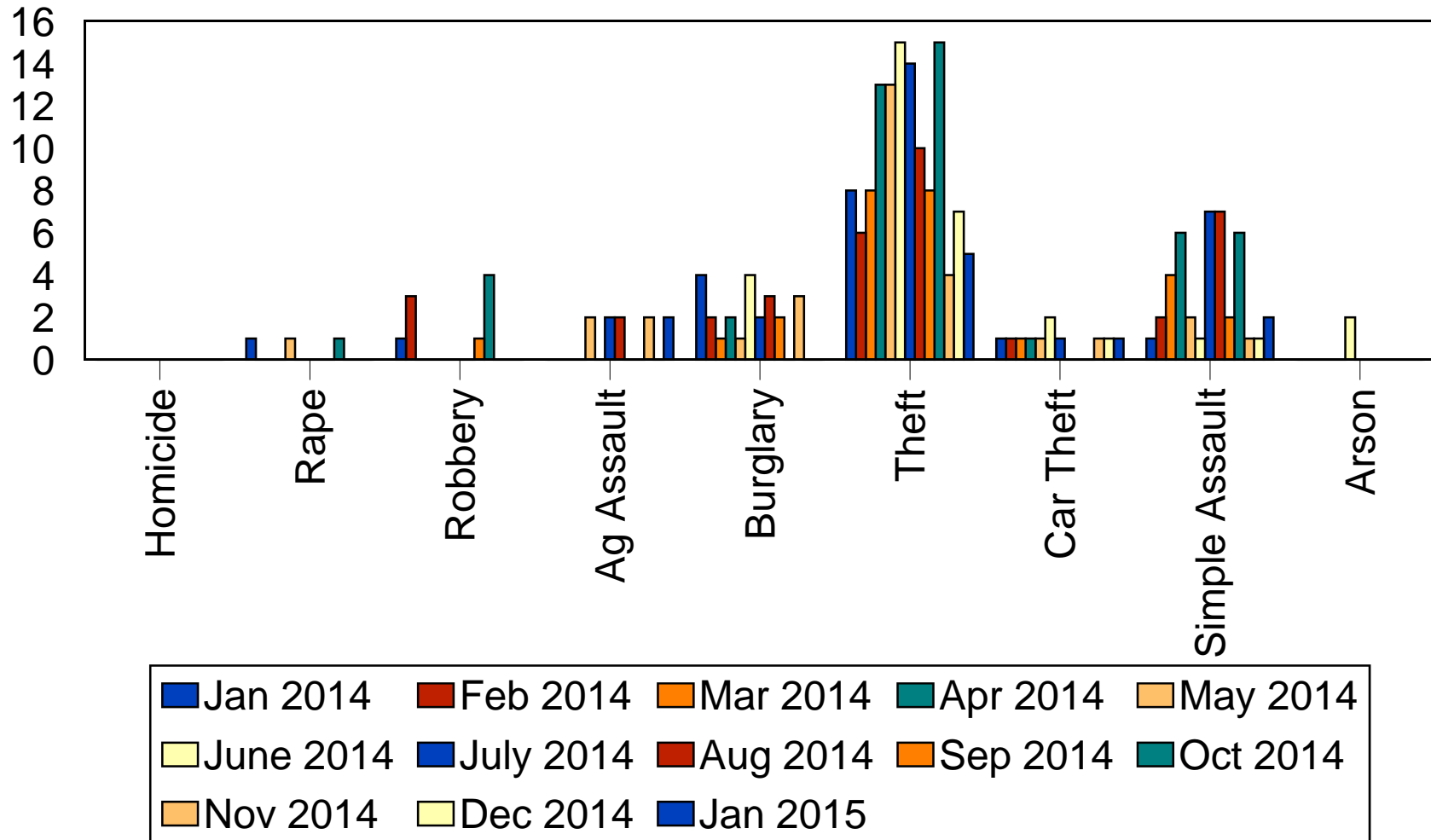
Incidents Reported Between 01/01/2015 and 01/31/2015

All Municipalities

Code	Description	Primary Count	Secondary UCR Count		
			Code 2	Code 3	Code 4
4028	NON-CRIMINAL-OTHER INVESTIGATIONS	63			
4029	GUNSHOTS	6			
5008	LOST & FOUND - LOST ARTICLES	1			
5016	LOST & FOUND - MISSING ADULT MALES	1			
5100	JUVENILE	20			
5105	INFORMATION	4			
5502	ANIMAL COMPLAINTS - BARKING DOGS(UNF)	2			
5504	ANIMAL COMPLAINTS - DOG BITES	1			
5506	ANIMAL COMPLAINTS - STRAY ANIMALS	21			
5508	ANIMAL COMPLAINTS - OTHER ANIMAL BITES	1			
5510	ANIMAL COMPLAINTS - OTHER	14			
5590	ANIMAL COMPLAINTS - REPORTS	2			
6001	TRAFFIC ACCIDENT-HIT AND RUN-INJURY	2			
6004	TRAFFIC ACC. INVOLVING PROPERTY DAMAGE	6			
6005	TRAFFIC ACCIDENT- HIT AND RUN	16			
6006	TRAFFIC ACCIDENT INVOLVING INJURY	9	1		
6007	TRAFFIC ACCIDENT-PEDESTRIAN	1			
6008	ACCIDENT INVOLVING NONINJURY	52			
6314	TRAFFIC ENFORCEMENT-PURSUIT	0	1		
6350	TRAFFIC ENFORCEMENT-PATROL	2			
6602	TRAFFIC RELATED -IMPOUNDED,ABANDON M.V.	19			
6605	TRAFFIC RELATED-UNFOUND ACCIDENT	1			
6606	TRAFFIC RELATED - HIT AND RUN	1			
6607	TRAFFIC RELATED-SCHOOL CROSSING	4			
6610	TRAFFIC RELATED - MOTORIST AID	5			
6613	TRAFFIC RELATED-SEIZED REG OR LICENSE	8	2		
7002	BUILDING CHECKS - OFFICER INITIATED	136			
7003	BUILDING CHECK BUSINESS	61			
7006	PUBLIC SERVICES - LOCK OUT	2			
7012	PUBLIC SERVICES - BANK ESCORTS, ETC.	1			
7013	POLICE SERVICE REPO VEH	1			
7502	ASSIST OTHER AGENCIES - FIRE DEPT.	42			
7504	ASSIST OTHER AGENCIES - OTHER POLICE	55			
7506	ASSISTING OTHER AGENCIES - ALL OTHERS	18	1		
7508	ASSIST POTTSTOWN POLICE	20			
7510	LIVE SCAN	43			
8010	WARRANTS - LOCAL - CRIMINAL	0	1		
8110	WARRANTS - MONTGOMERY COUNTY BENCH	6		1	
8114	WARRANTS - OTHER AUTHORITY-OTHER WARRANT	3	2		
8504	DEPARTMENTAL SERVICES - JAIL DUTY	42			
8518	DEPARTMENTAL SERVICES - RECORD CHECKS	3			
9100	CARD STRUCK WHEN NOT NEEDED	29			
CITT	TRAFFIC CITATION	305			
Total Calls		2,075			

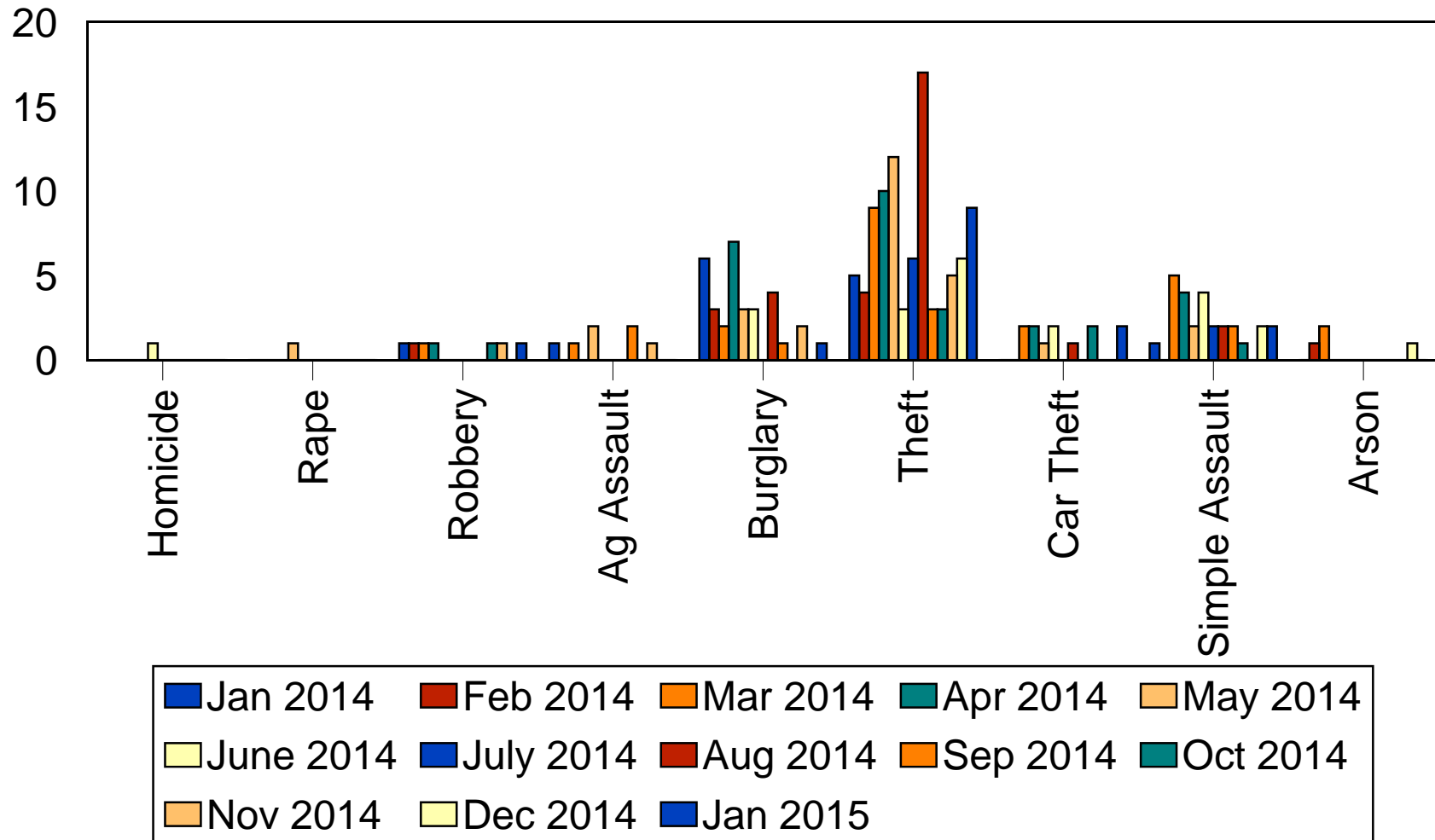
Ward 2

Part 1 Crimes - 12 Month Comparison



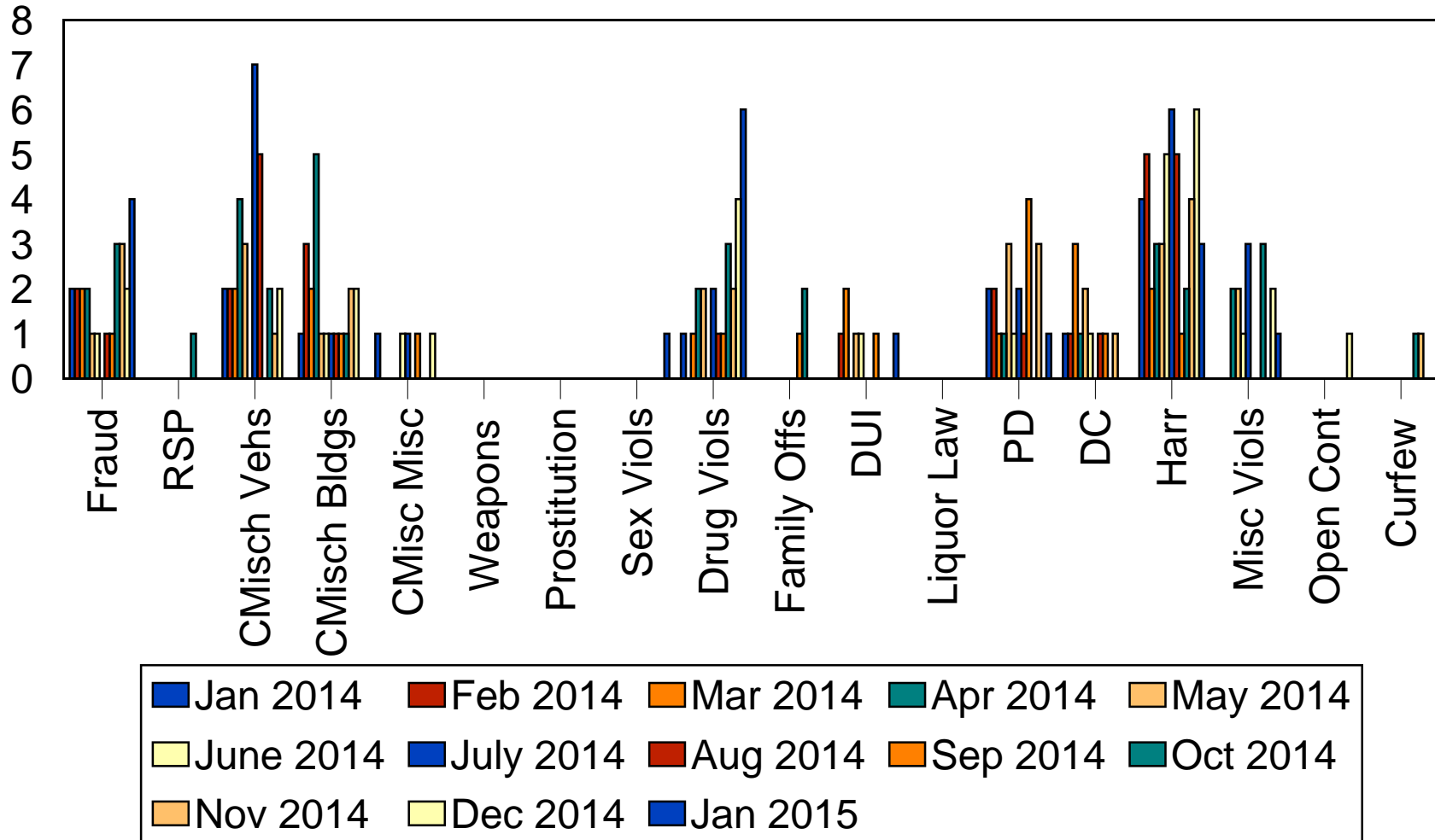
Ward 4

Part 1 Crimes - 12 Month Comparison



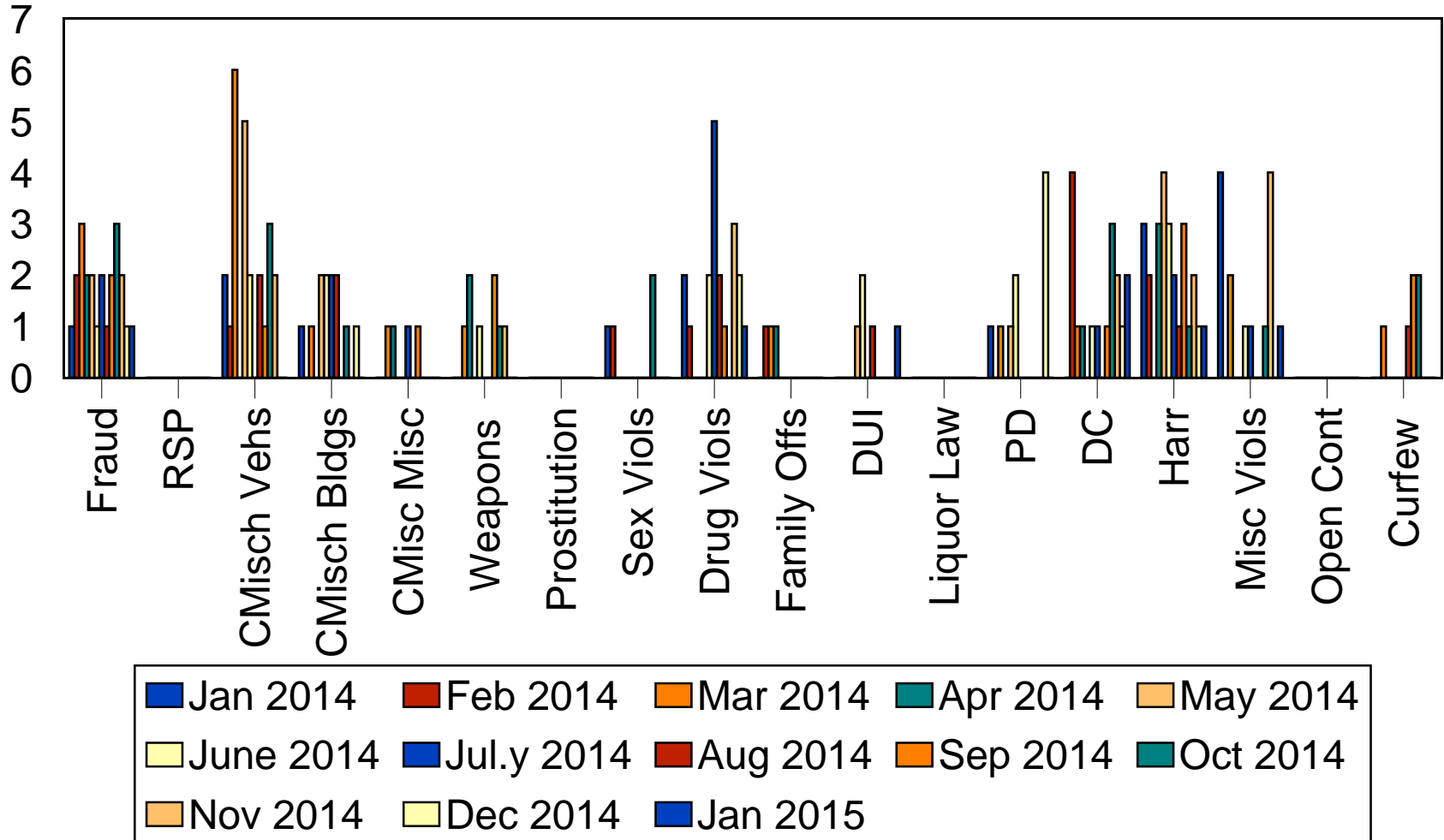
Ward 4

Part 2 Crimes - 12 Month Comparison



Ward 5

Part 2 Crimes - 12 Month Comparison



Borough of Pottstown

Part 2 Crimes - 12 Month Comparison

