

**POTTSTOWN POLICE DEPARTMENT
MEMORANDUM**

DATE: March 25, 2015
TO: BOROUGH COUNCIL
FROM: Chuck Bleile
Department Administrative Manager
REF: Monthly Report for February 2015

During February 2015 the Pottstown Police Department answered 1,751 calls for service. Of these calls 1,739 occurred in the Borough.

During the month we averaged 62.54 calls per day or 31.27 calls per 12 hour shift. For the year we have answered 3,521 calls. The daily average for the year is 59.68 calls per day or 29.84 calls per 12 hour shift.

During February 2014 we answered 1,587 calls. We answered 164 more calls this month than last February. This is an increase of 10.33% from last year. For the year we have answered 332 more calls than this time in 2014. This is an increase of 10.41%.

Cc Borough Manager
Assistant Borough Manager
Mayor
Capt
Chief
All Personnel

MONTHLY REPORT TO COUNCIL
POLICE ACTIVITY BY WARD

FEB 2015

TYPE OF CALL ANSWERED		WARD							BORO
CODE	ACTIVITY	1	2	3	4	5	6	7	TOTAL
0100	MURDER -MANSLAUGHTER	0	0	0	0	0	0	0	0
0200	FORCIBLE RAPE	0	0	0	1	0	0	0	1
0300	ROBBERY	0	1	0	0	0	0	0	1
0400	AGGRAVATED ASSAULT	1	0	0	0	0	0	2	3
0500	BURGLARY	1	1	1	1	1	2	3	10
0600	THEFT	9	2	30	2	3	1	9	56
0700	MOTOR VEHICLE THEFT	2	0	0	1	0	1	0	4
0450	ASSAULTS OTHER	11	1	10	4	2	1	0	29
0900	ARSON	0	0	0	0	0	0	0	0
1100	FRAUD	3	3	4	1	1	0	0	12
1300	REC STOLEN PROPERTY	0	0	0	0	0	0	0	0
1410	CRIMINAL MISCHIEF VEHICLES	1	0	3	2	0	1	1	8
1420	CRIMINAL MISCHIEF BUILDINGS	3	1	2	0	0	0	0	6
1440	CRIMINAL MISCHIEF ALL OTHERS	2	0	0	1	0	0	0	3
1500	WEAPONS VIOLATIONS	0	0	0	0	0	0	0	0
1600	PROSTITUTION	0	0	0	0	0	0	0	0
1700	SEX OFFENSES	0	2	0	0	0	0	0	2
1800	NARCOTICS VIOLATIONS	13	6	8	6	2	4	0	39
2000	OFFENSES AGAINST FAMILY	0	0	0	1	0	0	0	1
2100	DUI	0	3	3	0	0	2	0	8
2200	LIQUOR LAW VIOLATIONS	0	0	0	0	0	0	0	0
2300	PUBLIC DRUNKENESS	6	4	3	1	0	2	1	17
2400	DISORDERLY CONDUCT	1	1	3	0	0	1	0	6
2450	HARASSMENT	4	4	4	4	1	5	1	23
2600	ALL OTHER VIOLATIONS	7	6	3	2	2	3	1	24
2691	OPEN CONTAINER VIOLATIONS	0	0	0	0	0	0	0	0
2800	CURFEW VIOLATIONS	1	0	0	0	0	0	0	1
2900	RUNAWAYS	1	0	0	1	1	0	0	3
3600	DOMESTIC DISTURBANCES	22	11	14	17	5	11	4	84
3610	OTHER DISTURBANCES	27	10	25	9	10	11	0	92
3810	FALSE ALARMS	11	4	17	2	17	16	9	76
3900	TRAFFIC AND PARKING PROBLEMS	12	32	33	10	13	16	5	121
6001	HIT AND RUN INJURY	0	0	0	0	0	0	0	0
6002	DEATH	0	0	0	0	0	0	0	0
6004	PROPERTY DAMAGE	2	0	1	0	1	0	1	5
6005	HIT AND RUN	5	6	4	1	1	1	0	18
6006	INJURY	0	0	0	1	0	0	0	1
6007	PEDESTRIAN	0	0	0	0	1	0	0	1
6008	NONINJURY	2	3	19	6	3	4	4	41
6010	OTHERS	0	0	0	0	0	0	0	0
6602	ABANDONED VEHICLES	1	3	6	2	4	2	0	18
8000	WARRANTS SERVED	9	9	0	1	2	1	0	22
MISC	ALL OTHER CALLS	169	376	200	74	47	90	47	1003
TOTAL		326	489	393	151	117	175	88	1739
TOTAL 2014		320	323	367	171	126	197	77	1581
INCREASE OR DECREASE FROM 2014		6	166	26	-20	-9	-22	11	158
PERCENT INCREASE OR DECREASE		2%	51%	7%	-12%	-7%	-11%	14%	10%
TRAFFIC CITATIONS									
SPEEDING		0	2	19	0	0	0	0	21
ALL OTHER MOVING VIOLATIONS		69	78	48	8	8	24	12	247

Calls for Service - by UCR Code



Incidents Reported Between 02/01/2015 and 02/28/2015

All Municipalities

Code	Description	Primary Count	Secondary UCR Count		
			Code 2	Code 3	Code 4
0200	RAPE	1			
0341	STRONG ARM - HIGHWAY	1			
0410	ASSAULT - FIREARM	1			
0420	ASSAULT - KNIFE OR CUTTING INST	1			
0430	ASSAULT-OTHER DANGEROUS WEAPON	1			
0450	OTHER ASSAULTS - NOT AGGRAVATED	29	1		
0511	BURGLARY-FORCED ENTRY-RESIDENCE-NIGHT	1			
0512	BURGLARY-FORCED ENTRY-RESIDENCE-DAY	2			
0513	BURGLARY-FORCED ENTRY-RESIDNTL-TIME UNKN	3			
0521	UNLAWFUL ENTRY-NO FORCE-RESIDENCE-NIGHT	3			
0532	ATTEMPT FORCIBLE ENTRY-RESIDENCE-DAY	1			
0613	THEFT-\$200 & OVER-RETAIL THEFT	7			
0614	THEFT-\$200 & OVER-FROM AUTO (EXCPT 0615)	1			
0616	THEFT-\$200 & OVER-BICYCLES	1			
0617	THEFT-\$200 & OVER-FROM BUILDINGS	7			
0619	THEFT-\$200 & OVER-ALL OTHER	4			
0623	THEFT-\$50 TO \$200-RETAIL THEFT	9			
0624	THEFT-\$50 TO \$200-FROM AUTO (EXCPT 0625)	2			
0627	THEFT-\$50 TO \$200-FROM BUILDINGS	5			
0629	THEFT-\$50 TO \$200-ALL OTHER	3			
0633	THEFT-UNDER \$50-RETAIL THEFT	9			
0634	THEFT-UNDER \$50-FROM AUTO (EXCEPT 0635)	4			
0637	THEFT - UNDER \$50 - FROM BUILDINGS	1			
0639	THEFT-UNDER \$50-ALL OTHER	2			
0644	THEFT-ATTEMPTED-FROM AUTO (EXCEPT 0645)	1			
0710	MOTOR VEHICLE THEFT-AUTO	2			
0712	M.V. THEFT - STREET - RESIDENTIAL AREA	1	1		
0732	M.V.THEFT-OTHER VEHICLES-ST.-RESIDENTIAL	1			
1010	FORGERY	1	2		
1100	FRAUD	7			
1110	FRAUD - BAD CHECKS	2			
1120	FRAUD - CREDIT CARDS	2			
1300	STOLEN PROPERTY-RECEIVING,POSSESSING,ETC	0		1	
1410	CRIMINAL MISCHIEF TO AUTOMOBILES	8	1		
1420	CRIMINAL MISCHIEF TO PRIVATE BUILDINGS	6			
1440	CRIMINAL MISCHIEF - ALL OTHER	3			
1500	WEAPONS-CARRYING,POSSESSING,ETC.	0	1		
1700	SEX OFFENSES (EXCEPT RAPE & PROSTITUTION	2			
1811	NARCOTICS-SALE-MORPHINE,HEROIN,COCAINE	11			
1812	NARCOTICS-SALE-MARIJUANA, HASHISH, ETC.	1	1		
1831	NARCOTICS-POSSESSION-MORP,HEROIN,COCAIN	5	3		
1832	NARCOTICS-POSSESSION-MARIJUANA,ETC.	10	1	1	
1833	NARCOTICS-POSSESSION-SYNTHETIC NARCOTIC	4			
1834	NARCOTICS-POSSESSION-OTHER DANGEROUS	9	2	1	
2000	OFFENSES AGAINST FAMILY & CHILDREN	1	2		
2110	DRIVING UNDER THE INFLUENCE-LIQUOR/DRUGS	6	1		
2111	DRIVING UNDER THE INFLUENCE - ALCOHOL	2	1		
2112	DRIVE UNDER INFLUENCE-ALCOHOL-IMPAIRED	0	1		

Calls for Service - by UCR Code



Incidents Reported Between 02/01/2015 and 02/28/2015

All Municipalities

Code	Description	Primary Count	Secondary UCR Count		
			Code 2	Code 3	Code 4
2300	PUBLIC DRUNKENNESS	17	1		
2400	DISORDERLY CONDUCT	3	2	1	
2410	HARASSMENT BY COMMUNICATION	11			
2440	DISORDERLY CONDUCT-DISTURBING THE PEACE	2			
2450	HARASSMENT	12	1		
2460	DISORDERLY CONDUCT-OBSCENE LANGUAGE	1			
2600	ALL OTHER CRIMES CODE VIOLATIONS	4	1	3	1
2616	ALL OTHERS - CONTEMPT OF COURT (NON M.V)	3			
2632	ALL OTHER OFFENSES - LITTERING	1			
2639	ALL OTHERS - ILLEGAL DUMPING	6			
2640	ALL OTHER ORDINANCE VIOLATIONS	1			
2650	ALL OTHERS - PUBLIC NUISANCE	2			
2656	ALL OTHER - THREATS (KILL,BOMB,PHONE,ETC	2			
2660	ALL OTHER OFFENSES - TRESPASSING	5	4	2	
2811	CURFEW LAW (JUVENILE) - MALE	1			
2900	LOST/MISSING PERSONS	1			
2910	LOST/MISSING PROPERTY	3			
2990	RUNAWAYS - (JUVENILE) - REPORTS	3			
3000	FOUND/RECOVERED PROPERTY	22	1		
3310	ATTEMPTED SUICIDES	2			
3320	DOA	3	1		
3400	MENTAL HEALTH	21	1		
3500	SUSPICIOUS PERSONS,AUTOS,CIRCUMSTANCES	154			
3600	DISTURBANCES-DOMESTIC	84	14	3	2
3610	DISTURBANCES-JUVENILE	5			
3620	DISTURBANCES-OTHER (FIGHTS,DISPUTES,ETC)	79			
3630	LOUD MUSIC DISTURBANCE	7			
3640	ANIMAL COMPLAINTS-BARKING DOGS(FOUNDED)	1			
3800	SERVICE CALL-MISCELLANEOUS	72			
3810	SERVICE CALL-ALARMS-UNFOUNDED-EXCPT FIRE	76			
3840	FIRES (INCLUDING ALARMS-FOUNDED/UNFOUND)	3			
3850	HAZARDOUS CONDITIONS	1			
3870	MEDICAL EMERGENCY	55	1		
3890	SERVICE CALL - PROTECT MONEY	1			
3900	TRAFFIC & PARKING PROBLEMS	121			
4014	NON-CRIMINAL-INVESTIGATE OPEN DOOR,ETC.	15			
4024	NON-CRIMINAL - WATER LEAKS,MAINS, ETC.	4			
4027	911 HANGUPS-UNFOUNDED	22			
4028	NON-CRIMINAL-OTHER INVESTIGATIONS	61			
4029	GUNSHOTS	2			
5008	LOST & FOUND - LOST ARTICLES	1			
5100	JUVENILE	25			
5105	INFORMATION	1			
5502	ANIMAL COMPLAINTS - BARKING DOGS(UNF)	6			
5506	ANIMAL COMPLAINTS - STRAY ANIMALS	24			
5510	ANIMAL COMPLAINTS - OTHER	19			
5590	ANIMAL COMPLAINTS - REPORTS	8			
6004	TRAFFIC ACC. INVOLVING PROPERTY DAMAGE	5			

Calls for Service - by UCR Code



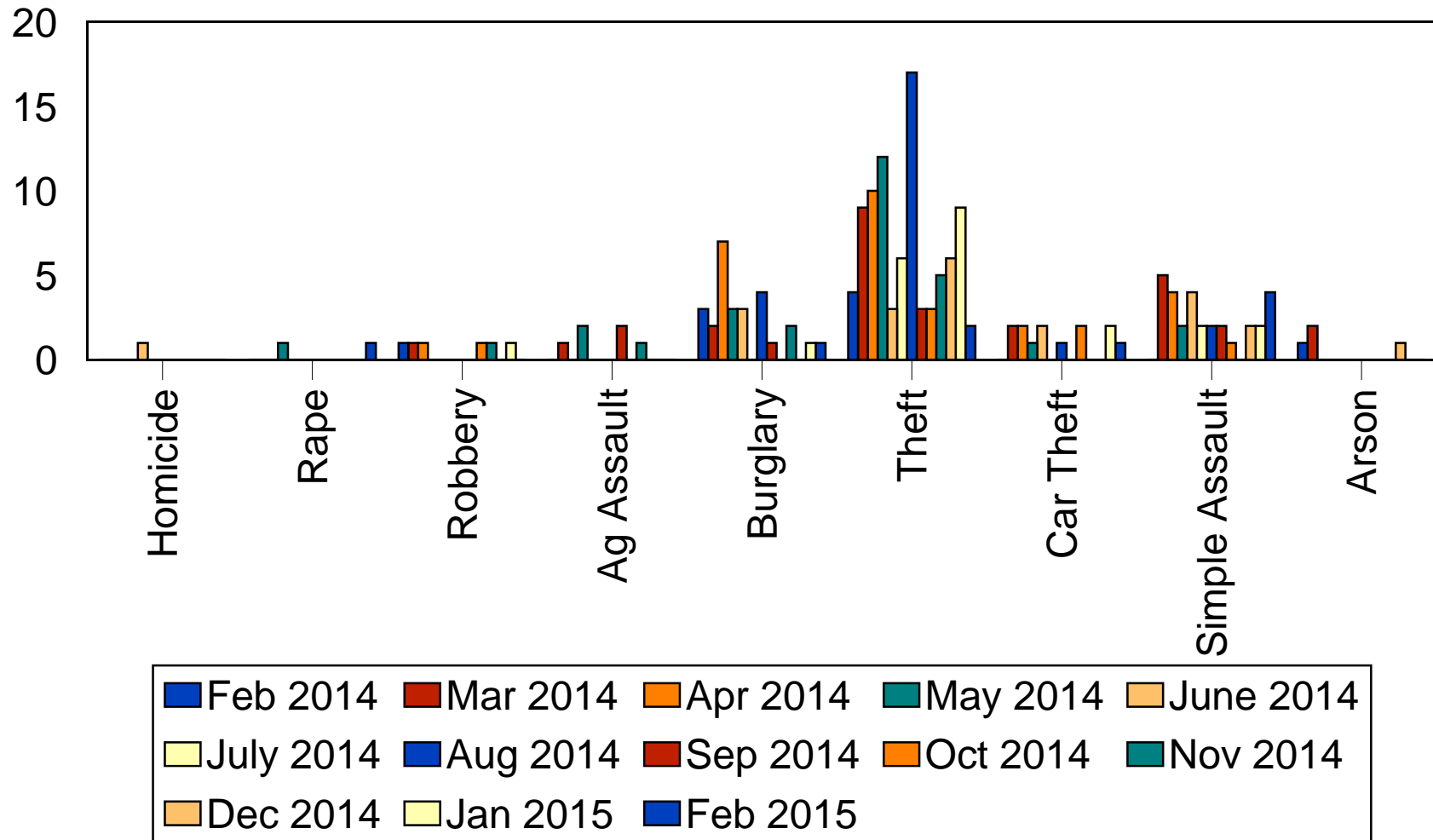
Incidents Reported Between 02/01/2015 and 02/28/2015

All Municipalities

Code	Description	Primary Count	Secondary UCR Count		
			Code 2	Code 3	Code 4
6005	TRAFFIC ACCIDENT- HIT AND RUN	18			
6006	TRAFFIC ACCIDENT INVOLVING INJURY	1			
6007	TRAFFIC ACCIDENT-PEDESTRIAN	1			
6008	ACCIDENT INVOLVING NONINJURY	41			
6314	TRAFFIC ENFORCEMENT-PURSUIT	0			1
6602	TRAFFIC RELATED -IMPOUNDED,ABANDON M.V.	18			
6607	TRAFFIC RELATED-SCHOOL CROSSING	7			
6610	TRAFFIC RELATED - MOTORIST AID	7			
6613	TRAFFIC RELATED-SEIZED REG OR LICENSE	3	1		
7002	BUILDING CHECKS - OFFICER INITIATED	126			
7003	BUILDING CHECK BUSINESS	23			
7006	PUBLIC SERVICES - LOCK OUT	1			
7090	PUBLIC SERVICES - REPORTS	2			
7502	ASSIST OTHER AGENCIES - FIRE DEPT.	47			
7504	ASSIST OTHER AGENCIES - OTHER POLICE	61			
7506	ASSISTING OTHER AGENCIES - ALL OTHERS	10			
7508	ASSIST POTTSTOWN POLICE	38			
7510	LIVE SCAN	70			
8010	WARRANTS - LOCAL - CRIMINAL	0			1
8110	WARRANTS - MONTGOMERY COUNTY BENCH	13			2
8114	WARRANTS - OTHER AUTHORITY-OTHER WARRANT	9			
8504	DEPARTMENTAL SERVICES - JAIL DUTY	69			
9002	ADMINISTRATIVE DUTIES	1			
9020	ADMINISTRATION - TRAINING RECEIVED	2			
9100	CARD STRUCK WHEN NOT NEEDED	21			
CITT	TRAFFIC CITATION	262			
Total Calls		2,013			

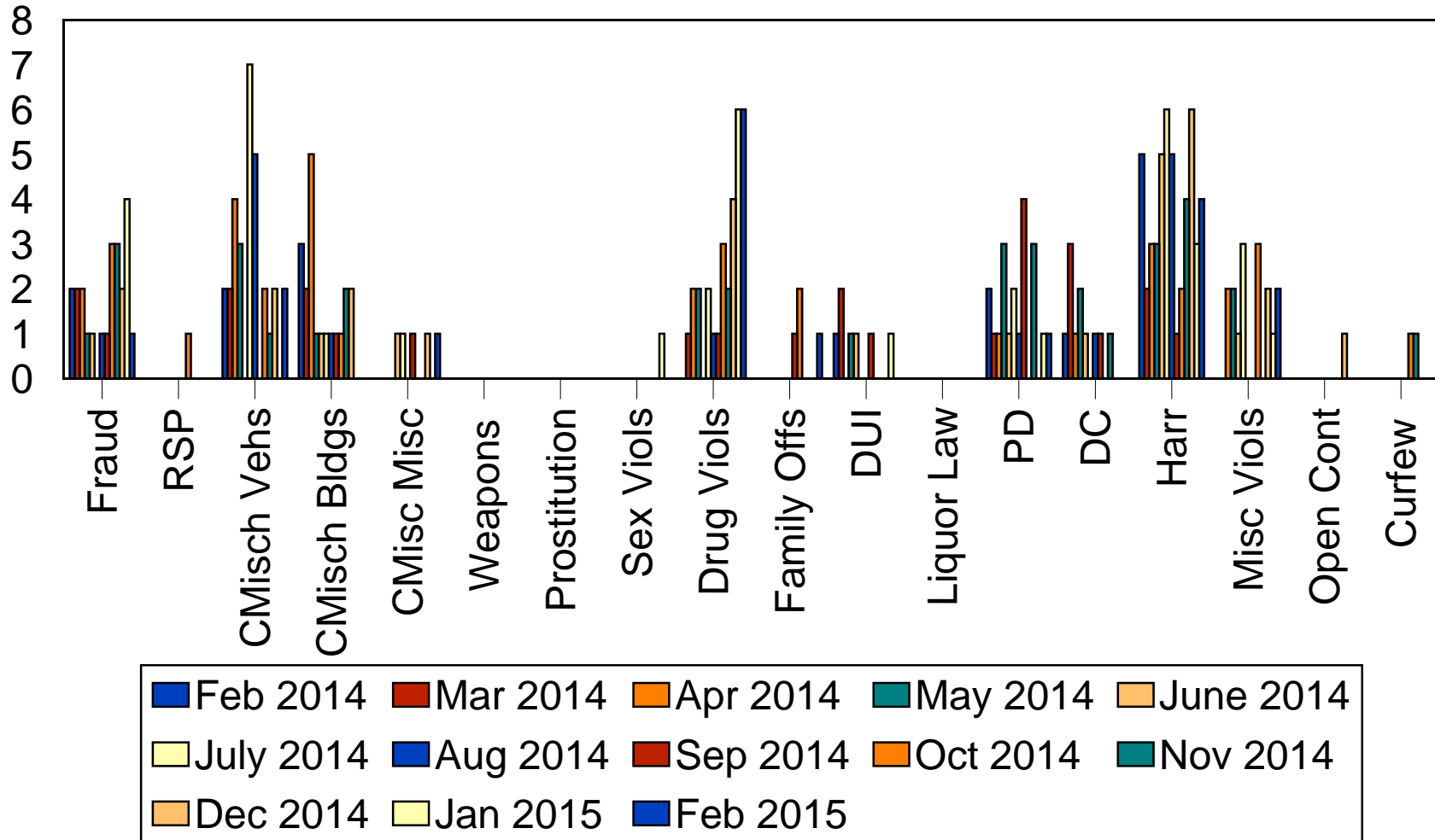
Ward 4

Part 1 Crimes - 12 Month Comparison



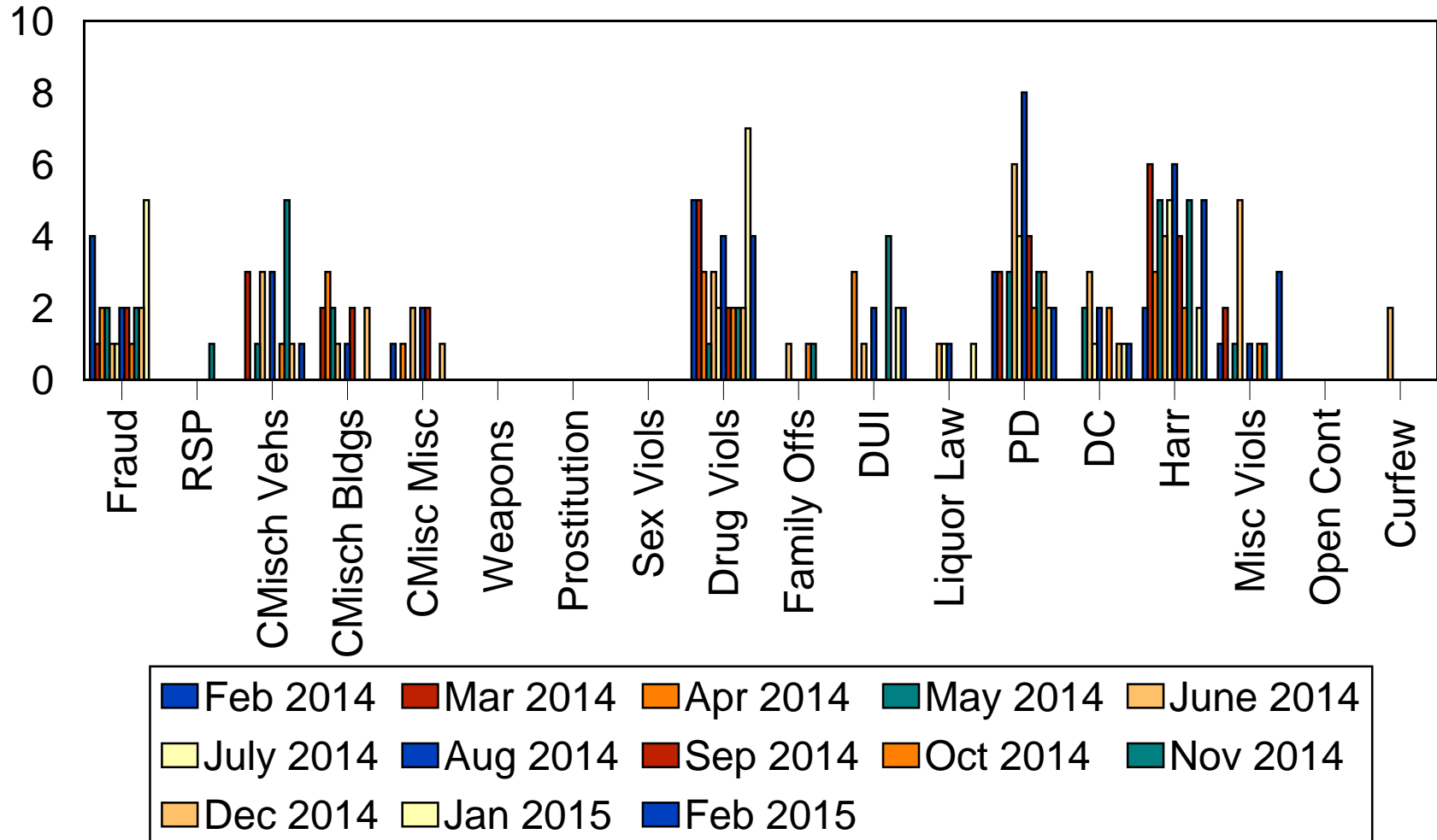
Ward 4

Part 2 Crimes - 12 Month Comparison



Ward 6

Part 2 Crimes - 12 Month Comparison



Borough of Pottstown

Part 2 Crimes - 12 Month Comparison

