

**POTTSTOWN POLICE DEPARTMENT
MEMORANDUM**

DATE: January 28, 2015
TO: BOROUGH COUNCIL
FROM: Chuck Bleile
Department Administrative Manager
REF: Monthly Report for December 2014

During December 2014 the Pottstown Police Department answered 1,717 calls for service. Of these calls 1,702 occurred in the Borough.

During the month we averaged 55.39 calls per day or 27.69 calls per 12 hour shift. For the year we have answered 22,431 calls. The daily average for the year is 61.45 calls per day or 30.73 calls per 12 hour shift.

During December 2013 we answered 1,643 calls. We answered 74 more calls this month than last December. This is an increase of 4.5% from last year. For the year we have answered 581 more calls than this time in 2013. This is an increase of 2.66%.

Cc Borough Manager
Assistant Borough Manager
Mayor
Capt
Chief
All Personnel

MONTHLY REPORT TO COUNCIL
POLICE ACTIVITY BY WARD

DEC 2014

TYPE OF CALL ANSWERED		WARD							BORO
CODE	ACTIVITY	1	2	3	4	5	6	7	TOTAL
0100	MURDER -MANSLAUGHTER	1	0	0	0	0	0	0	1
0200	FORCIBLE RAPE	0	0	0	0	0	0	0	0
0300	ROBBERY	2	0	1	0	1	0	0	4
0400	AGGRAVATED ASSAULT	2	0	0	0	0	2	1	5
0500	BURGLARY	3	0	3	0	2	0	2	10
0600	THEFT	9	7	26	6	4	3	3	58
0700	MOTOR VEHICLE THEFT	4	1	0	0	0	0	0	5
0450	ASSAULTS OTHER	3	1	1	2	2	2	1	12
0900	ARSON	0	0	0	1	0	0	0	1
1100	FRAUD	3	5	6	2	1	2	2	21
1300	REC STOLEN PROPERTY	0	0	0	0	0	0	1	1
1410	CRIMINAL MISCHIEF VEHICLES	4	1	4	2	0	1	2	14
1420	CRIMINAL MISCHIEF BUILDINGS	2	1	5	2	1	2	1	14
1440	CRIMINAL MISCHIEF ALL OTHERS	1	0	2	1	0	1	1	6
1500	WEAPONS VIOLATIONS	1	0	0	0	0	0	1	2
1600	PROSTITUTION	1	0	0	0	0	0	0	1
1700	SEX OFFENSES	0	0	2	0	0	0	0	2
1800	NARCOTICS VIOLATIONS	8	8	2	4	2	2	3	29
2000	OFFENSES AGAINST FAMILY	1	1	0	0	0	0	0	2
2100	DUI	0	1	1	0	0	0	1	3
2200	LIQUOR LAW VIOLATIONS	0	0	0	0	0	0	0	0
2300	PUBLIC DRUNKENESS	9	8	3	0	4	3	1	28
2400	DISORDERLY CONDUCT	2	2	3	0	1	1	0	9
2450	HARASSMENT	5	5	7	6	1	0	1	25
2600	ALL OTHER VIOLATIONS	5	0	5	2	0	0	1	13
2691	OPEN CONTAINER VIOLATIONS	0	0	0	1	0	0	0	1
2800	CURFEW VIOLATIONS	0	1	1	0	0	0	0	2
2900	RUNAWAYS	2	1	1	1	1	1	0	7
3600	DOMESTIC DISTURBANCES	20	17	26	8	10	8	4	93
3610	OTHER DISTURBANCES	40	21	25	9	6	12	5	118
3810	FALSE ALARMS	15	7	20	3	9	10	8	72
3900	TRAFFIC AND PARKING PROBLEMS	13	21	26	21	6	6	7	100
6001	HIT AND RUN INJURY	0	1	0	0	0	0	0	1
6002	DEATH	0	0	0	0	0	0	0	0
6004	PROPERTY DAMAGE	1	0	0	1	0	0	0	2
6005	HIT AND RUN	3	4	2	4	0	4	0	17
6006	INJURY	2	1	1	0	2	1	0	7
6007	PEDESTRIAN	1	0	0	0	0	0	0	1
6008	NONINJURY	4	4	16	6	5	12	5	52
6010	OTHERS	0	0	0	0	0	0	0	0
6602	ABANDONED VEHICLES	4	3	3	0	2	3	0	15
8000	WARRANTS SERVED	0	6	5	4	2	1	0	18
MISC	ALL OTHER CALLS	146	278	203	86	63	106	47	929
	TOTAL	317	406	400	172	125	183	98	1701
	TOTAL 2013	306	386	413	136	127	168	100	1636
	INCREASE OR DECREASE FROM 2013	11	20	-13	36	-2	15	-2	65
	PERCENT INCREASE OR DECREASE	4%	5%	-3%	26%	-2%	9%	-2%	4%
TRAFFIC CITATIONS									
	SPEEDING	0	0	0	0	0	0	2	2
	ALL OTHER MOVING VIOLATIONS	29	31	45	3	9	12	21	150

Calls for Service - by UCR Code



Incidents Reported Between 12/01/2014 and 12/31/2014

All Municipalities

Code	Description	Primary Count	Secondary UCR Count		
			Code 2	Code 3	Code 4
0110	MURDER AND NON-NEGLIGENT MANSLAUGHTER	1			
0311	ROBBERY-ARMED-FIREARM-HIGHWAY	3			
0341	STRONG ARM - HIGHWAY	1			
0410	ASSAULT - FIREARM	2			
0430	ASSAULT-OTHER DANGEROUS WEAPON	1			
0440	ASSAULT - ATROCIOUS- HANDS,FISTS,FEET	2			
0450	OTHER ASSAULTS - NOT AGGRAVATED	12	1		
0511	BURGLARY-FORCED ENTRY-RESIDENCE-NIGHT	1			
0513	BURGLARY-FORCED ENTRY-RESIDNTL-TIME UNKN	3			
0514	BURGLARY-FORCE ENTRY-NON-RESID-NIGHT	4			
0522	UNLAWFUL ENTRY-NO FORCE-RESIDENCE-DAY	1			
0533	ATTEMPTED FORCIBLE ENTRY-RES.-UNKNOWN	1			
0613	THEFT-\$200 & OVER-RETAIL THEFT	2			
0614	THEFT-\$200 & OVER-FROM AUTO (EXCPT 0615)	2			
0616	THEFT-\$200 & OVER-BICYCLES	1			
0617	THEFT-\$200 & OVER-FROM BUILDINGS	7	1		
0619	THEFT-\$200 & OVER-ALL OTHER	5			
0623	THEFT-\$50 TO \$200-RETAIL THEFT	8			
0624	THEFT-\$50 TO \$200-FROM AUTO (EXCPT 0625)	1			
0626	THEFT-\$50 TO \$200-BICYCLES	4			
0627	THEFT-\$50 TO \$200-FROM BUILDINGS	4			
0629	THEFT-\$50 TO \$200-ALL OTHER	9			
0633	THEFT-UNDER \$50-RETAIL THEFT	4			
0634	THEFT-UNDER \$50-FROM AUTO (EXCEPT 0635)	2			
0635	THEFT-UNDER \$50-AUTO PARTS & ACCESSORIES	2			
0637	THEFT - UNDER \$50 - FROM BUILDINGS	4	1		
0639	THEFT-UNDER \$50-ALL OTHER	3			
0710	MOTOR VEHICLE THEFT-AUTO	1			
0712	M.V. THEFT - STREET - RESIDENTIAL AREA	3			
0716	M.V.THEFT-AUTOS - ALL OTHER PARKING LOTS	1			
0722	M.V.THEFT-STREET-RESIDENTIAL AREA	0		1	
0921	ARSON-INCENDIARY DEVICE-RESIDENCE(HOUSE)	1			
1020	COUNTERFEITING	3			
1100	FRAUD	9			
1110	FRAUD - BAD CHECKS	1			
1120	FRAUD - CREDIT CARDS	5			
1130	FRAUD - ALL OTHER (FLIM FLAM, CONFIDENCE	3			
1300	STOLEN PROPERTY-RECEIVING,POSSESSING,ETC	1			
1410	CRIMINAL MISCHIEF TO AUTOMOBILES	14			
1420	CRIMINAL MISCHIEF TO PRIVATE BUILDINGS	13			
1430	CRIMINAL MISCHIEF - PUBLIC BUILDINGS	1			
1440	CRIMINAL MISCHIEF - ALL OTHER	6			
1500	WEAPONS-CARRYING,POSSESSING,ETC.	1			
1531	WEAPONS - POSSESSION - FIREARMS	1			
1610	PROSTITUTION	1			
1700	SEX OFFENSES (EXCEPT RAPE & PROSTITUTION	2			
1720	SEX OFFENSES - INDECENT EXPOSURE	0		1	
1811	NARCOTICS-SALE-MORPHINE,HEROIN,COCAINE	6			

Calls for Service - by UCR Code



Incidents Reported Between 12/01/2014 and 12/31/2014

All Municipalities

Code	Description	Primary Count	Secondary UCR Count		
			Code 2	Code 3	Code 4
1814	DRUGS-SALE/MFG-OTHER DANGEROUS NON NARC	1			
1831	NARCOTICS-POSSESSION-MORP,HERION,COCAINE	9	2		
1832	NARCOTICS-POSSESSION-MARIJUANA,ETC.	7	1		
1833	NARCOTICS-POSSESSION-SYNTHETIC NARCOTIC	2	1		
1834	NARCOTICS-POSSESSION-OTHER DANGEROUS	4	3		
2000	OFFENSES AGAINST FAMILY & CHILDREN	2			
2110	DRIVING UNDER THE INFLUENCE-LIQUOR/DRUGS	1	1	1	
2111	DRIVING UNDER THE INFLUENCE - ALCOHOL	2			
2300	PUBLIC DRUNKENNESS	28			
2400	DISORDERLY CONDUCT	8	1		
2410	HARASSMENT BY COMMUNICATION	15			
2430	DISORDERLY CONDUCT - DRUGS	1			
2450	HARASSMENT	10			
2600	ALL OTHER CRIMES CODE VIOLATIONS	5	3		
2639	ALL OTHERS - ILLEGAL DUMPING	7			
2640	ALL OTHER ORDINANCE VIOLATIONS	1			
2660	ALL OTHER OFFENSES - TRESPASSING	0	1		
2691	OPEN CONTAINER ORDINANCE	1			
2812	CURFEW LAW (JUVENILE) - FEMALE	2	1		
2900	LOST/MISSING PERSONS	2			
2910	LOST/MISSING PROPERTY	1			
2990	RUNAWAYS - (JUVENILE) - REPORTS	7			
3000	FOUND/RECOVERED PROPERTY	32	1		
3300	SUICIDES	1			
3320	DOA	2			
3400	MENTAL HEALTH	25			
3500	SUSPICIOUS PERSONS,AUTOS,CIRCUMSTANCES	173			
3600	DISTURBANCES-DOMESTIC	93	15	3	1
3610	DISTURBANCES-JUVENILE	7			
3620	DISTURBANCES-OTHER (FIGHTS,DISPUTES,ETC)	104			
3630	LOUD MUSIC DISTURBANCE	6			
3640	ANIMAL COMPLAINTS-BARKING DOGS(FOUNDED)	1			
3800	SERVICE CALL-MISCELLANEOUS	77			
3810	SERVICE CALL-ALARMS-UNFOUNDED-EXCPT FIRE	72			
3870	MEDICAL EMERGENCY	64	2		
3900	TRAFFIC & PARKING PROBLEMS	100			
4012	NON-CRIMINAL - GAS LEAKS & EXPLOSIONS	1			
4014	NON-CRIMINAL-INVESTIGATE OPEN DOOR,ETC.	16			
4020	NON-CRIMINAL - SUSPICIOUS AUTO	1			
4027	911 HANGUPS-UNFOUNDED	29			
4028	NON-CRIMINAL-OTHER INVESTIGATIONS	49			
4029	GUNSHOTS	5			
5016	LOST & FOUND - MISSING ADULT MALES	1			
5100	JUVENILE	24	1		
5105	INFORMATION	5			
5502	ANIMAL COMPLAINTS - BARKING DOGS(UNF)	3			
5504	ANIMAL COMPLAINTS - DOG BITES	2			
5506	ANIMAL COMPLAINTS - STRAY ANIMALS	33			

Calls for Service - by UCR Code



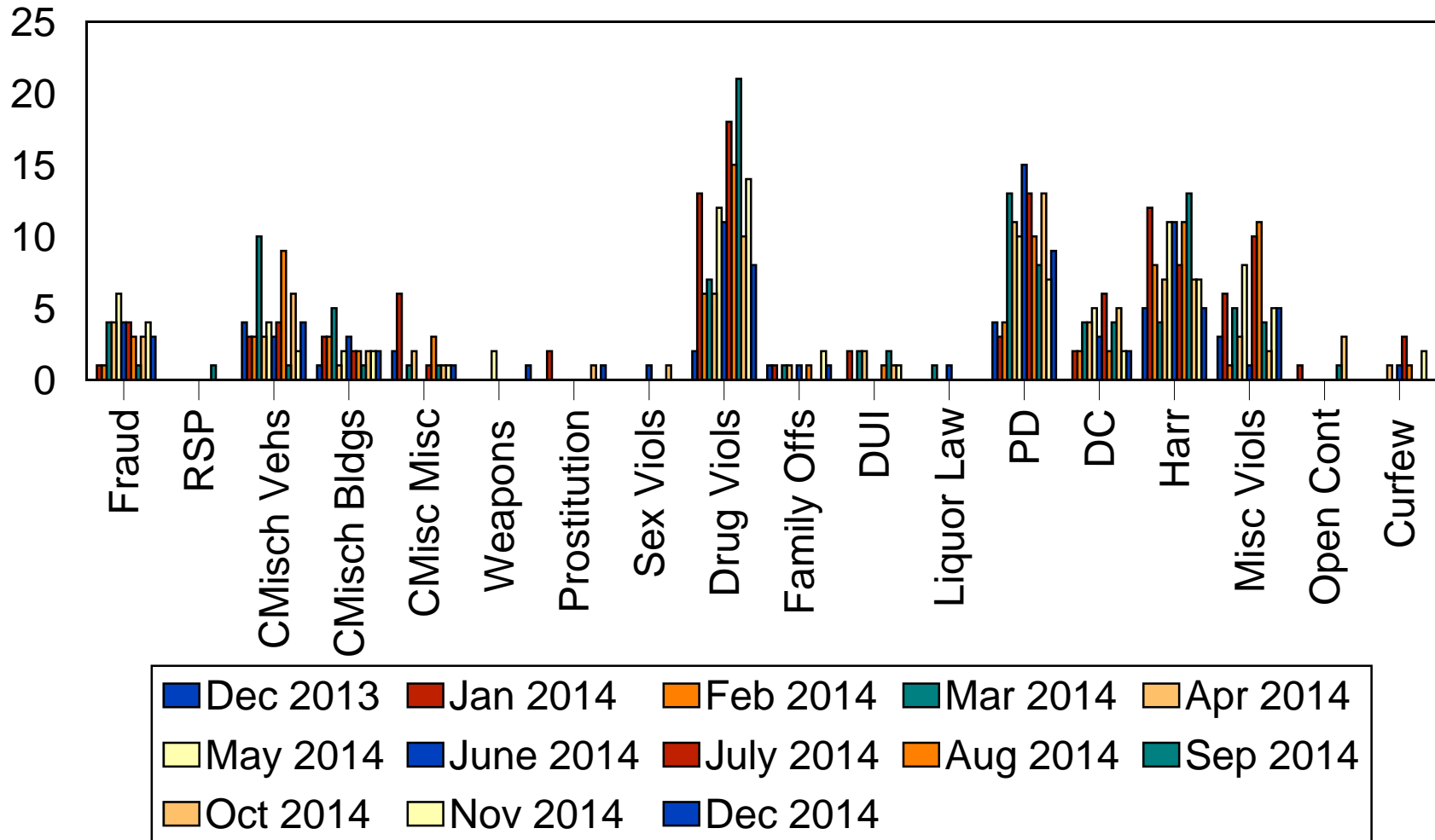
Incidents Reported Between 12/01/2014 and 12/31/2014

All Municipalities

Code	Description	Primary Count	Secondary UCR Count		
			Code 2	Code 3	Code 4
5510	ANIMAL COMPLAINTS - OTHER	15			
5590	ANIMAL COMPLAINTS - REPORTS	2			
6001	TRAFFIC ACCIDENT-HIT AND RUN-INJURY	1			
6004	TRAFFIC ACC. INVOLVING PROPERTY DAMAGE	2			
6005	TRAFFIC ACCIDENT- HIT AND RUN	17			
6006	TRAFFIC ACCIDENT INVOLVING INJURY	7			
6007	TRAFFIC ACCIDENT-PEDESTRIAN	1			
6008	ACCIDENT INVOLVING NONINJURY	52			
6310	TRAFFIC ENFORCEMENT - VASCAR	1			
6314	TRAFFIC ENFORCEMENT-PURSUIT	1			
6350	TRAFFIC ENFORCEMENT-PATROL	3			
6602	TRAFFIC RELATED -IMPOUNDED,ABANDON M.V.	15			
6605	TRAFFIC RELATED-UNFOUND ACCIDENT	5			
6607	TRAFFIC RELATED-SCHOOL CROSSING	1			
6610	TRAFFIC RELATED - MOTORIST AID	8			
6613	TRAFFIC RELATED-SEIZED REG OR LICENSE	5			
6614	TRAFFIC RELATED - OTHER TRAFFIC	1			
7002	BUILDING CHECKS - OFFICER INITIATED	97			
7003	BUILDING CHECK BUSINESS	32			
7005	LIBRARY CHECK	3			
7006	PUBLIC SERVICES - LOCK OUT	5			
7502	ASSIST OTHER AGENCIES - FIRE DEPT.	34			
7504	ASSIST OTHER AGENCIES - OTHER POLICE	71			
7506	ASSISTING OTHER AGENCIES - ALL OTHERS	12			
7508	ASSIST POTTSTOWN POLICE	14			
7510	LIVE SCAN	6			
8010	WARRANTS - LOCAL - CRIMINAL	1			
8110	WARRANTS - MONTGOMERY COUNTY BENCH	8	2		1
8114	WARRANTS - OTHER AUTHORITY-OTHER WARRANT	9			2
8504	DEPARTMENTAL SERVICES - JAIL DUTY	57			
9100	CARD STRUCK WHEN NOT NEEDED	25			
CITT	TRAFFIC CITATION	162			
XXXX	*Restricted	1			
Total Calls		1,879			

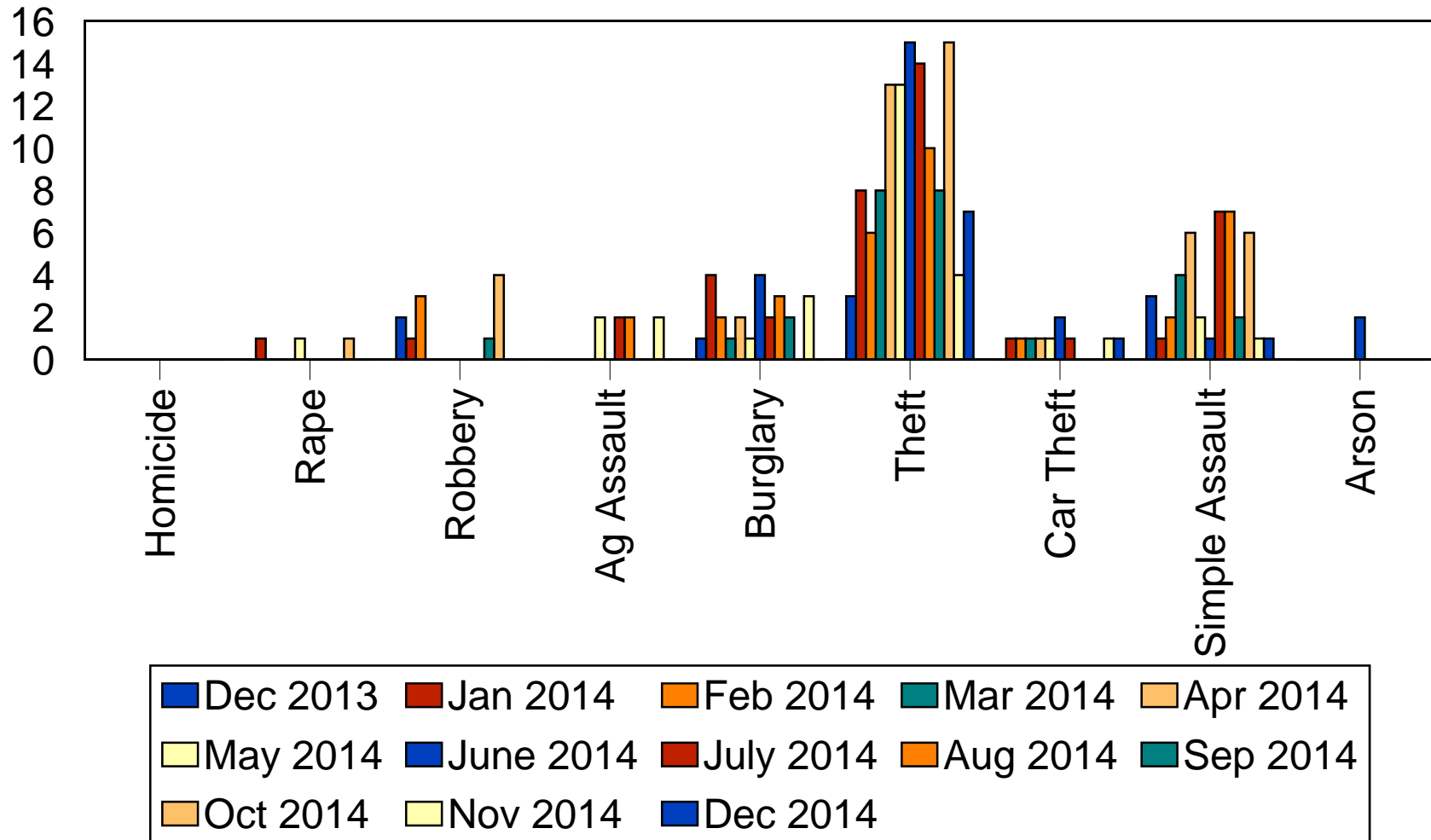
Ward 1

Part 2 Crimes - 12 Month Comparison



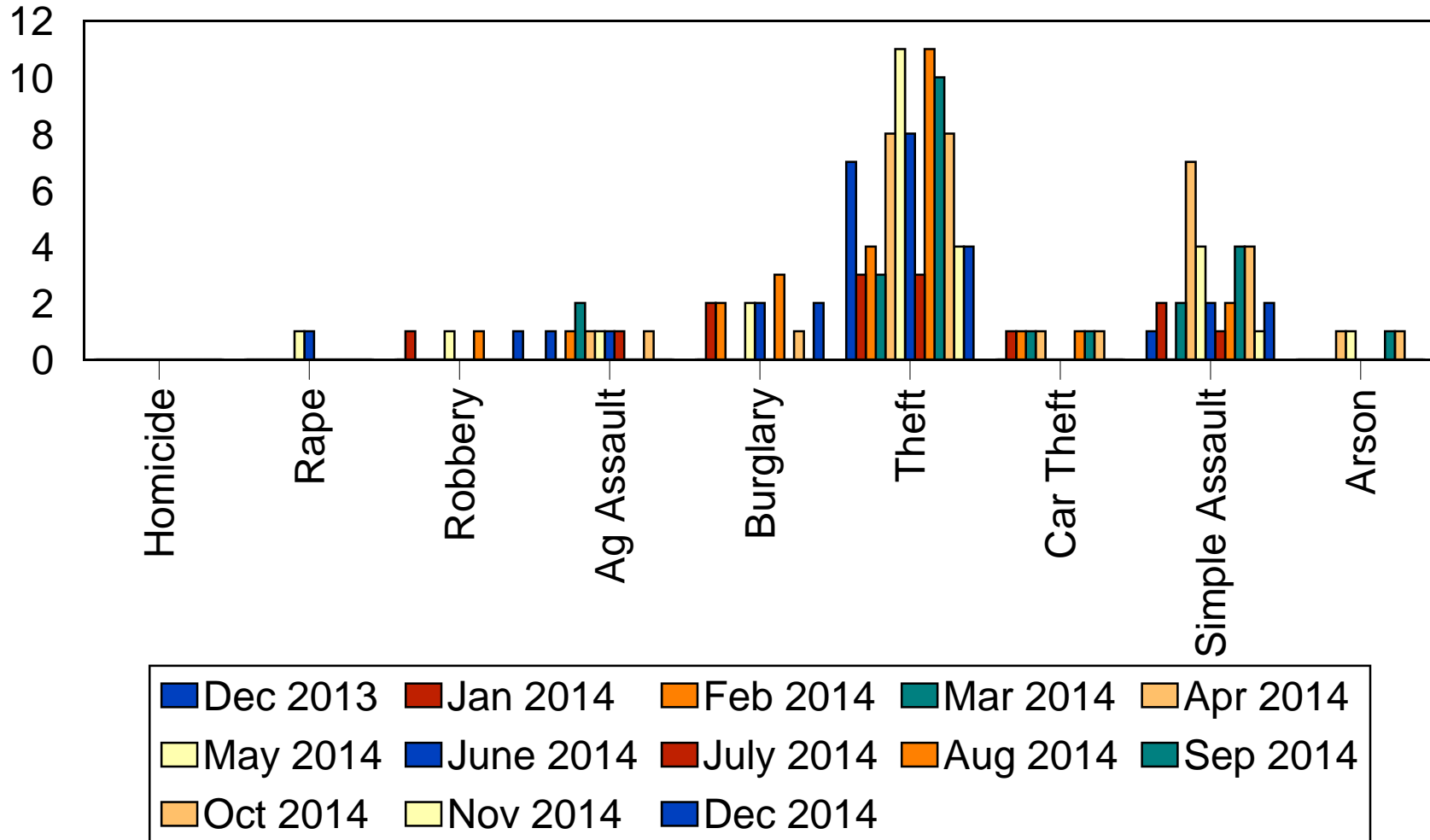
Ward 2

Part 1 Crimes - 12 Month Comparison



Ward 5

Part 1 Crimes - 12 Month Comparison



Borough of Pottstown

Part 2 Crimes - 12 Month Comparison

