

**POTTSTOWN POLICE DEPARTMENT
MEMORANDUM**

DATE: June 26, 2014
TO: BOROUGH COUNCIL
FROM: Chuck Bleile
Department Administrative Manager
REF: Monthly Report for May 2014

During May 2014 the Pottstown Police Department answered 2,072 calls for service. Of these calls 2,059 occurred in the Borough.

During the month we averaged 66.84 calls per day or 33.42 calls per 12 hour shift. For the year we have answered 8,838 calls. The daily average for the year is 58.53 calls per day or 28.26 calls per 12 hour shift.

During May 2013 we answered 1,990 calls. We answered 82 more calls this month than last May. This is an increase of 4.12% from last year. For the year we have answered 206 more calls than this time in 2013. This is an increase of 2.39%.

Cc Borough Manager
Assistant Borough Manager
Mayor
Capt
Chief
All Personnel

MONTHLY REPORT TO COUNCIL
POLICE ACTIVITY BY WARD

MAY 2014

TYPE OF CALL ANSWERED		WARD						BORO	
CODE	ACTIVITY	1	2	3	4	5	6	7	TOTAL
0100	MURDER -MANSLAUGHTER	0	0	0	0	0	0	0	0
0200	FORCIBLE RAPE	1	1	0	1	1	0	0	4
0300	ROBBERY	4	0	2	0	1	1	1	9
0400	AGGRAVATED ASSAULT	1	2	2	2	1	0	0	8
0500	BURGLARY	4	1	2	3	2	1	0	13
0600	THEFT	10	13	31	12	11	7	3	87
0700	MOTOR VEHICLE THEFT	0	1	1	1	0	0	0	3
0450	ASSAULTS OTHER	4	2	4	2	4	2	1	19
0900	ARSON	0	0	0	0	1	0	0	1
1100	FRAUD	6	3	4	1	2	2	1	19
1300	REC STOLEN PROPERTY	0	0	0	0	0	0	0	0
1410	CRIMINAL MISCHIEF VEHICLES	4	0	2	3	5	1	0	15
1420	CRIMINAL MISCHIEF BUILDINGS	2	3	1	1	2	2	0	11
1440	CRIMINAL MISCHIEF ALL OTHERS	0	0	0	0	0	0	0	0
1500	WEAPONS VIOLATIONS	2	0	0	0	0	0	0	2
1600	PROSTITUTION	0	0	0	0	0	0	0	0
1700	SEX OFFENSES	0	0	0	0	0	0	0	0
1800	NARCOTICS VIOLATIONS	12	7	2	2	0	1	0	24
2000	OFFENSES AGAINST FAMILY	0	1	0	0	0	0	0	1
2100	DUI	0	3	4	1	1	0	0	9
2200	LIQUOR LAW VIOLATIONS	0	0	0	0	0	0	0	0
2300	PUBLIC DRUNKENESS	10	9	8	3	1	3	0	34
2400	DISORDERLY CONDUCT	5	2	3	2	0	2	1	15
2450	HARASSMENT	11	5	11	3	4	5	1	40
2600	ALL OTHER VIOLATIONS	8	2	1	2	0	1	0	14
2691	OPEN CONTAINER VIOLATIONS	0	1	0	0	0	0	0	1
2800	CURFEW VIOLATIONS	0	0	4	0	0	0	0	4
2900	RUNAWAYS	0	0	3	1	2	3	0	9
3600	DOMESTIC DISTURBANCES	29	20	28	10	8	23	7	125
3610	OTHER DISTURBANCES	75	39	36	26	26	25	7	234
3810	FALSE ALARMS	15	6	24	7	6	12	5	75
3900	TRAFFIC AND PARKING PROBLEMS	16	19	37	14	5	23	8	122
6001	HIT AND RUN INJURY	1	0	0	0	0	0	0	1
6002	DEATH	0	0	0	0	0	0	0	0
6004	PROPERTY DAMAGE	0	1	0	0	0	0	0	1
6005	HIT AND RUN	3	4	7	0	2	2	3	21
6006	INJURY	0	2	3	1	1	0	1	8
6007	PEDESTRIAN	0	0	0	1	0	0	0	1
6008	NONINJURY	6	5	15	0	2	4	2	34
6010	OTHERS	0	0	0	0	0	0	0	0
6602	ABANDONED VEHICLES	11	6	4	0	4	4	3	32
8000	WARRANTS SERVED	6	7	4	1	0	2	1	21
MISC	ALL OTHER CALLS	170	322	197	80	72	131	70	1042
TOTAL		416	487	440	180	164	257	115	2059
TOTAL 2013		416	459	455	155	147	212	128	1972
INCREASE OR DECREASE FROM 2013		0	28	-15	25	17	45	-13	87
PERCENT INCREASE OR DECREASE		0%	6%	-3%	16%	12%	21%	-10%	4%
TRAFFIC CITATIONS									
SPEEDING		0	3	43	0	0	0	2	48
ALL OTHER MOVING VIOLATIONS		47	40	63	8	6	26	14	204

Calls for Service - by UCR Code



Incidents Reported Between 05/01/2014 and 05/31/2014

All Municipalities

Code	Description	Primary Count	Secondary UCR Count		
			Code 2	Code 3	Code 4
0200	RAPE	1			
0211	RAPE BY FORCE - FIREARM	1			
0293	FORCIBLE FONDLING	2			
0311	ROBBERY-ARMED-FIREARM-HIGHWAY	3			
0314	ARMED - FIREARM - GAS SERVICE STATION	1			
0315	ARMED - FIREARM - CHAIN STORE	1			
0317	ARMED - FIREARM - BANK	1			
0341	STRONG ARM - HIGHWAY	3			
0410	ASSAULT - FIREARM	1			
0430	ASSAULT-OTHER DANGEROUS WEAPON	1			
0440	ASSAULT - ATROCIOUS- HANDS,FISTS,FEET	6			
0450	OTHER ASSAULTS - NOT AGGRAVATED	19			
0512	BURGLARY-FORCED ENTRY-RESIDENCE-DAY	2			
0513	BURGLARY-FORCED ENTRY-RESIDNTL-TIME UNKN	1			
0514	BURGLARY-FORCE ENTRY-NON-RESID-NIGHT	1			
0521	UNLAWFUL ENTRY-NO FORCE-RESIDENCE-NIGHT	1			
0522	UNLAWFUL ENTRY-NO FORCE-RESIDENCE-DAY	1			
0523	UNLAWFUL ENTRY-NO FORCE-RESIDENCE-UNK.	2			
0526	UNLAWFUL ENTRY-NO FORCE-NONRES.-UNKNOWN	1			
0531	ATTEMPT FORCIBLE ENTRY-RESIDENCE-NIGHT	1			
0532	ATTEMPT FORCIBLE ENTRY-RESIDENCE-DAY	1			
0533	ATTEMPTED FORCIBLE ENTRY-RES.-UNKNOWN	2			
0613	THEFT-\$200 & OVER-RETAIL THEFT	6			
0614	THEFT-\$200 & OVER-FROM AUTO (EXCPT 0615)	8			
0616	THEFT-\$200 & OVER-BICYCLES	3			
0617	THEFT-\$200 & OVER-FROM BUILDINGS	22	1		
0619	THEFT-\$200 & OVER-ALL OTHER	4			
0623	THEFT-\$50 TO \$200-RETAIL THEFT	7			
0626	THEFT-\$50 TO \$200-BICYCLES	4			
0627	THEFT-\$50 TO \$200-FROM BUILDINGS	6			
0629	THEFT-\$50 TO \$200-ALL OTHER	2			
0633	THEFT-UNDER \$50-RETAIL THEFT	11			
0634	THEFT-UNDER \$50-FROM AUTO (EXCEPT 0635)	3			
0635	THEFT-UNDER \$50-AUTO PARTS & ACCESSORIES	1			
0636	THEFT - UNDER \$50 - BICYCLES	1			
0637	THEFT - UNDER \$50 - FROM BUILDINGS	4			
0639	THEFT-UNDER \$50-ALL OTHER	5			
0710	MOTOR VEHICLE THEFT-AUTO	2	1		
0716	M.V.THEFT-AUTOS - ALL OTHER PARKING LOTS	1			
0927	ARSON-INCENDIARY DEVICE-OPEN COUNTRY	1			
1020	COUNTERFEITING	2			
1100	FRAUD	10	1		
1110	FRAUD - BAD CHECKS	1			
1120	FRAUD - CREDIT CARDS	4	1		
1130	FRAUD - ALL OTHER (FLIM FLAM, CONFIDENCE	2			
1300	STOLEN PROPERTY-RECEIVING,POSSESSING,ETC	0	1		
1410	CRIMINAL MISCHIEF TO AUTOMOBILES	15	1		
1420	CRIMINAL MISCHIEF TO PRIVATE BUILDINGS	9		1	

Calls for Service - by UCR Code

Incidents Reported Between 05/01/2014 and 05/31/2014

All Municipalities

Code	Description	Primary Count	Secondary UCR Count		
			Code 2	Code 3	Code 4
1430	CRIMINAL MISCHIEF - PUBLIC BUILDINGS	2			
1500	WEAPONS-CARRYING,POSSESSING,ETC.	1			
1531	WEAPONS - POSSESSION - FIREARMS	1			
1811	NARCOTICS-SALE-MORPHINE,HEROIN,COCAINE	10	2		
1812	NARCOTICS-SALE-MARIJUANA, HASHISH, ETC.	1			
1831	NARCOTICS-POSSESSION-MORP,HERION,COCAINE	4	2		
1832	NARCOTICS-POSSESSION-MARIJUANA,ETC.	3			
1833	NARCOTICS-POSSESSION-SYNTHETIC NARCOTIC	3			
1834	NARCOTICS-POSSESSION-OTHER DANGEROUS	3		1	
2020	OFFENSES AGAINST FAMILY-CHILD ABUSE	1			
2110	DRIVING UNDER THE INFLUENCE-LIQUOR/DRUGS	2			
2111	DRIVING UNDER THE INFLUENCE - ALCOHOL	6			
2112	DRIVE UNDER INFLUENCE-ALCOHOL-IMPAIRED	1			
2300	PUBLIC DRUNKENNESS	34		1	
2400	DISORDERLY CONDUCT	6			
2410	HARASSMENT BY COMMUNICATION	12			
2430	DISORDERLY CONDUCT - DRUGS	8	1		
2440	DISORDERLY CONDUCT-DISTURBING THE PEACE	1			
2450	HARASSMENT	28	2		
2600	ALL OTHER CRIMES CODE VIOLATIONS	1	2		
2639	ALL OTHERS - ILLEGAL DUMPING	6			
2640	ALL OTHER ORDINANCE VIOLATIONS	1			
2648	ALL OTHERS-PORNOGRAPHY-POSSESS & SALE	1			
2650	ALL OTHERS - PUBLIC NUISANCE	2			
2660	ALL OTHER OFFENSES - TRESPASSING	4	3		
2691	OPEN CONTAINER ORDINANCE	1			
2812	CURFEW LAW (JUVENILE) - FEMALE	4			
2900	LOST/MISSING PERSONS	2			
2910	LOST/MISSING PROPERTY	4			
2990	RUNAWAYS - (JUVENILE) - REPORTS	9			
3000	FOUND/RECOVERED PROPERTY	39			
3300	SUICIDES	2			
3310	ATTEMPTED SUICIDES	5			
3320	DOA	5			
3400	MENTAL HEALTH	25	1		
3500	SUSPICIOUS PERSONS,AUTOS,CIRCUMSTANCES	176			
3600	DISTURBANCES-DOMESTIC	125	10	6	
3610	DISTURBANCES-JUVENILE	8			
3620	DISTURBANCES-OTHER (FIGHTS,DISPUTES,ETC)	200			
3630	LOUD MUSIC DISTURBANCE	20			
3640	ANIMAL COMPLAINTS-BARKING DOGS(FOUNDED)	6			
3800	SERVICE CALL-MISCELLANEOUS	83			
3810	SERVICE CALL-ALARMS-UNFOUNDED-EXCPT FIRE	75			
3820	SERVICE CALL-ASSIST MOTORIST/DISABLE VEH	1			
3840	FIRES (INCLUDING ALARMS-FOUNDED/UNFOUND)	6			
3870	MEDICAL EMERGENCY	82	1		
3900	TRAFFIC & PARKING PROBLEMS	122			
4010	NON-CRIMINAL-FIRES	1			

Calls for Service - by UCR Code




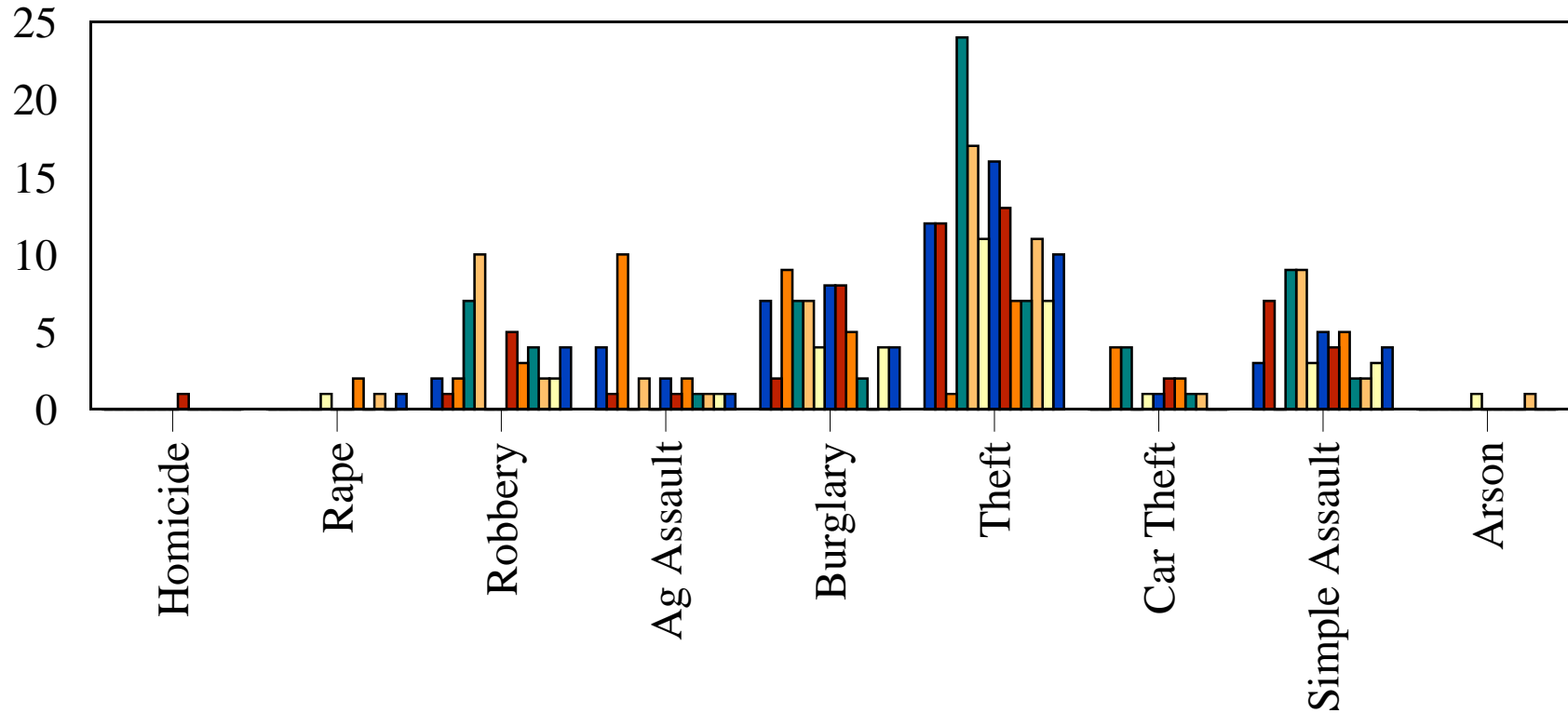
Incidents Reported Between 05/01/2014 and 05/31/2014

All Municipalities

Code	Description	Primary Count	Secondary UCR Count		
			Code 2	Code 3	Code 4
4014	NON-CRIMINAL-INVESTIGATE OPEN DOOR,ETC.	14			
4024	NON-CRIMINAL - WATER LEAKS,MAINS, ETC.	2			
4027	911 HANGUPS-UNFOUNDED	28			
4028	NON-CRIMINAL-OTHER INVESTIGATIONS	63			
4029	GUNSHOTS	6			
5012	LOST & FOUND - MISSING JUVENILE MALE	1			
5014	LOST & FOUND - MISSING ADULT FEMALES	1			
5100	JUVENILE	52			
5105	INFORMATION	2			
5502	ANIMAL COMPLAINTS - BARKING DOGS(UNF)	9			
5504	ANIMAL COMPLAINTS - DOG BITES	3			
5506	ANIMAL COMPLAINTS - STRAY ANIMALS	47			
5508	ANIMAL COMPLAINTS - OTHER ANIMAL BITES	1			
5510	ANIMAL COMPLAINTS - OTHER	18			
5590	ANIMAL COMPLAINTS - REPORTS	10			
6001	TRAFFIC ACCIDENT-HIT AND RUN-INJURY	1			
6004	TRAFFIC ACC. INVOLVING PROPERTY DAMAGE	1			
6005	TRAFFIC ACCIDENT- HIT AND RUN	21			
6006	TRAFFIC ACCIDENT INVOLVING INJURY	8			
6007	TRAFFIC ACCIDENT-PEDESTRIAN	1			
6008	ACCIDENT INVOLVING NONINJURY	34			
6350	TRAFFIC ENFORCEMENT-PATROL	10			
6602	TRAFFIC RELATED -IMPOUNDED,ABANDON M.V.	32			
6605	TRAFFIC RELATED-UNFOUND ACCIDENT	6			
6607	TRAFFIC RELATED-SCHOOL CROSSING	9			
6610	TRAFFIC RELATED - MOTORIST AID	2			
6613	TRAFFIC RELATED-SEIZED REG OR LICENSE	7			
7002	BUILDING CHECKS - OFFICER INITIATED	64			
7003	BUILDING CHECK BUSINESS	19			
7006	PUBLIC SERVICES - LOCK OUT	1			
7502	ASSIST OTHER AGENCIES - FIRE DEPT.	30			
7504	ASSIST OTHER AGENCIES - OTHER POLICE	74	1		
7506	ASSISTING OTHER AGENCIES - ALL OTHERS	18			
7508	ASSIST POTTSTOWN POLICE	25			
7510	LIVE SCAN	27			
8010	WARRANTS - LOCAL - CRIMINAL	1			
8110	WARRANTS - MONTGOMERY COUNTY BENCH	12			
8114	WARRANTS - OTHER AUTHORITY-OTHER WARRANT	8			
8502	DEPARTMENTAL SERVICES - FINGERPRINTING	1			
8504	DEPARTMENTAL SERVICES - JAIL DUTY	50			
9100	CARD STRUCK WHEN NOT NEEDED	23			
CITT	TRAFFIC CITATION	306			
Total Calls		2,378			

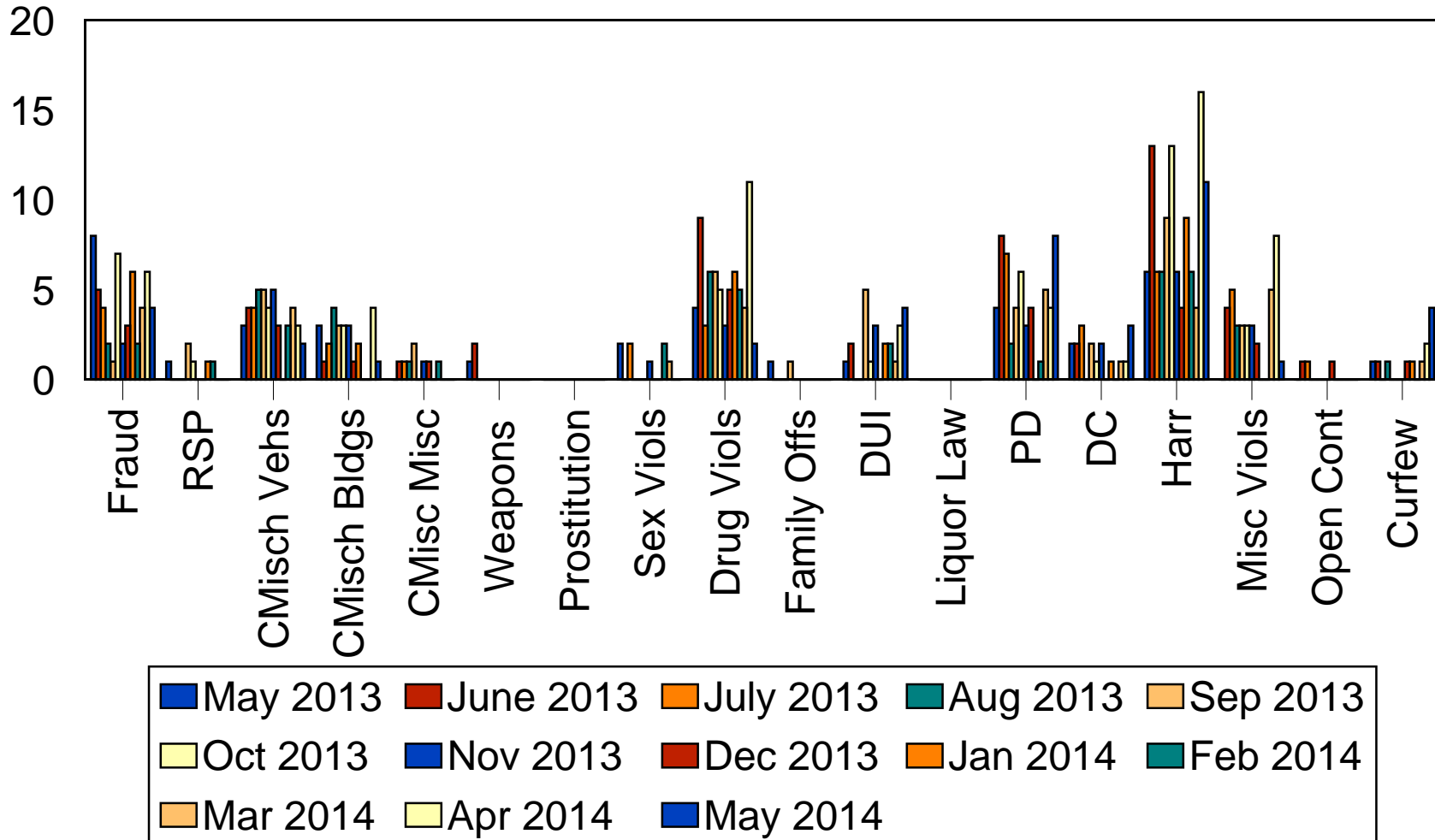
Ward 1

Part 1 Crimes - 12 Month Comparison



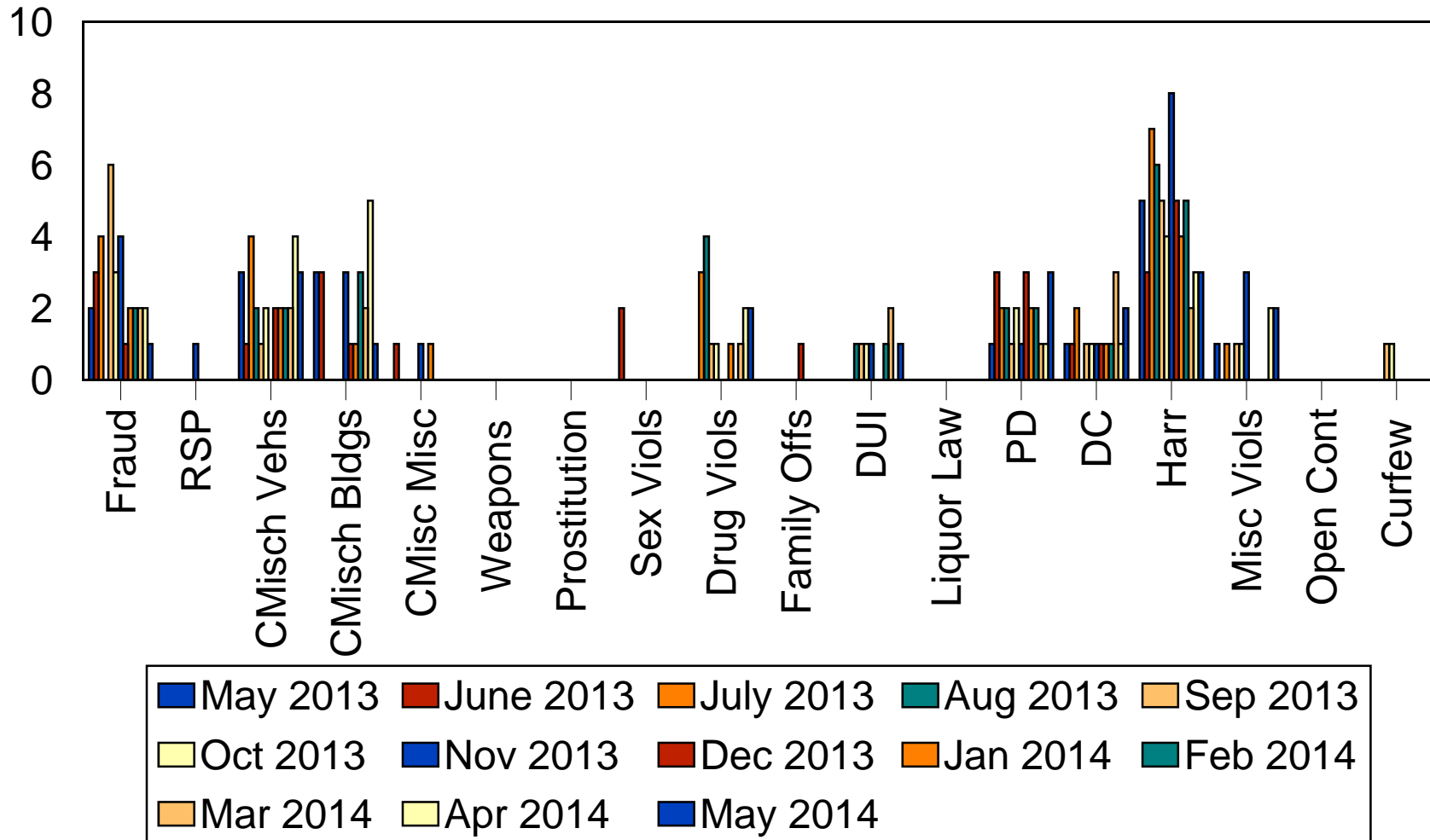
Ward 3

Part 2 Crimes - 12 Month Comparison



Ward 4

Part 2 Crimes - 12 Month Comparison



Ward 6

Part 2 Crimes - 12 Month Comparison

