

**POTTSTOWN POLICE DEPARTMENT  
MEMORANDUM**

DATE: April 30, 2014  
TO: BOROUGH COUNCIL  
FROM: Chuck Bleile  
Department Administrative Manager  
REF: Monthly Report for March 2014

During March 2014 the Pottstown Police Department answered 1,798 calls for service. Of these calls 1,793 occurred in the Borough.

During the month we averaged 56.00 calls per day or 28.00 calls per 12 hour shift. For the year we have answered 4,987 calls. The daily average for the year is 55.41 calls per day or 27.71 calls per 12 hour shift.

During March 2013 we answered 1,735 calls. We answered 63 more calls this month than last March. This is an increase of 3.63% from last year. For the year we have answered 166 more calls than this time in 2013. This is an increase of 3.44%.

Cc Borough Manager  
Assistant Borough Manager  
Mayor  
Capt  
Chief  
All Personnel

MONTHLY REPORT TO COUNCIL  
POLICE ACTIVITY BY WARD

MAR 2014

TYPE OF CALL ANSWERED		WARD						BORO	
CODE	ACTIVITY	1	2	3	4	5	6	7	TOTAL
0100	MURDER -MANSLAUGHTER	0	0	0	0	0	0	0	0
0200	FORCIBLE RAPE	1	0	0	0	0	0	0	1
0300	ROBBERY	2	0	1	1	0	0	0	4
0400	AGGRAVATED ASSAULT	1	0	1	1	2	0	0	5
0500	BURGLARY	0	1	2	2	0	3	1	9
0600	THEFT	11	8	36	9	3	3	4	74
0700	MOTOR VEHICLE THEFT	1	1	1	2	1	0	0	6
0450	ASSAULTS OTHER	2	4	5	5	2	2	0	20
0900	ARSON	1	0	0	2	0	0	1	4
1100	FRAUD	4	2	4	2	3	1	1	17
1300	REC STOLEN PROPERTY	0	1	0	0	0	0	0	1
1410	CRIMINAL MISCHIEF VEHICLES	10	5	4	2	6	3	1	31
1420	CRIMINAL MISCHIEF BUILDINGS	5	1	0	2	1	2	1	12
1440	CRIMINAL MISCHIEF ALL OTHERS	1	2	0	0	1	0	0	4
1500	WEAPONS VIOLATIONS	0	0	0	0	1	0	0	1
1600	PROSTITUTION	0	1	0	0	0	0	0	1
1700	SEX OFFENSES	0	1	1	0	0	0	0	2
1800	NARCOTICS VIOLATIONS	7	2	4	1	0	5	1	20
2000	OFFENSES AGAINST FAMILY	1	0	0	0	1	0	0	2
2100	DUI	2	1	1	2	0	0	0	6
2200	LIQUOR LAW VIOLATIONS	1	0	0	0	0	0	0	1
2300	PUBLIC DRUNKENESS	13	6	5	1	1	3	0	29
2400	DISORDERLY CONDUCT	4	0	1	3	1	0	0	9
2450	HARASSMENT	4	5	4	2	0	6	0	21
2600	ALL OTHER VIOLATIONS	5	4	5	0	2	2	0	18
2691	OPEN CONTAINER VIOLATIONS	0	0	0	0	0	0	0	0
2800	CURFEW VIOLATIONS	0	0	1	0	1	0	0	2
2900	RUNAWAYS	1	0	2	1	0	3	0	7
3600	DOMESTIC DISTURBANCES	22	12	20	15	13	12	2	96
3610	OTHER DISTURBANCES	61	20	25	22	12	17	3	160
3810	FALSE ALARMS	12	4	30	4	18	5	13	86
3900	TRAFFIC AND PARKING PROBLEMS	15	31	39	11	14	23	7	140
6001	HIT AND RUN INJURY	0	0	0	0	0	0	0	0
6002	DEATH	0	0	0	0	0	0	0	0
6004	PROPERTY DAMAGE	0	1	0	1	0	1	1	4
6005	HIT AND RUN	3	6	7	1	0	3	2	22
6006	INJURY	4	0	3	0	0	0	1	8
6007	PEDESTRIAN	0	0	0	0	0	0	0	0
6008	NONINJURY	6	3	10	3	0	9	1	32
6010	OTHERS	0	0	0	0	0	0	0	0
6602	ABANDONED VEHICLES	2	9	12	3	2	6	0	34
8000	WARRANTS SERVED	3	7	2	0	0	1	1	14
MISC	ALL OTHER CALLS	130	255	214	90	53	125	23	890
TOTAL		335	393	440	188	138	235	64	1793
TOTAL 2013		303	498	406	133	116	155	109	1720
INCREASE OR DECREASE FROM 2013		32	-105	34	55	22	80	-45	73
PERCENT INCREASE OR DECREASE		11%	-21%	8%	41%	19%	52%	-41%	4%
<b>TRAFFIC CITATIONS</b>									
SPEEDING		1	0	0	0	0	0	0	1
ALL OTHER MOVING VIOLATIONS		34	35	25	3	10	14	2	123

# Calls for Service - by UCR Code



Incidents Reported Between 03/01/2014 and 03/31/2014

All Municipalities

Code	Description	Primary Count	Secondary UCR Count		
			Code 2	Code 3	Code 4
0200	RAPE	1			
0341	STRONG ARM - HIGHWAY	3			
0345	STRONG ARM - CHAIN STORE	1			
0440	ASSAULT - ATROCIOUS- HANDS,FISTS,FEET	5			
0450	OTHER ASSAULTS - NOT AGGRAVATED	20	1		
0511	BURGLARY-FORCED ENTRY-RESIDENCE-NIGHT	1			
0513	BURGLARY-FORCED ENTRY-RESIDNTL-TIME UNKN	5			
0523	UNLAWFUL ENTRY-NO FORCE-RESIDENCE-UNK.	1			
0531	ATTEMPT FORCIBLE ENTRY-RESIDENCE-NIGHT	1			
0534	ATTEMPTED FORCIBLE ENTRY-NONRES.-NIGHT	1			
0613	THEFT-\$200 & OVER-RETAIL THEFT	6			
0614	THEFT-\$200 & OVER-FROM AUTO (EXCPT 0615)	2			
0616	THEFT-\$200 & OVER-BICYCLES	2			
0617	THEFT-\$200 & OVER-FROM BUILDINGS	14			
0619	THEFT-\$200 & OVER-ALL OTHER	5			
0623	THEFT-\$50 TO \$200-RETAIL THEFT	15			
0624	THEFT-\$50 TO \$200-FROM AUTO (EXCPT 0625)	1			
0625	THEFT-\$50-\$200-AUTO PARTS & ACCESSORIES	1			
0626	THEFT-\$50 TO \$200-BICYCLES	1			
0627	THEFT-\$50 TO \$200-FROM BUILDINGS	4			
0629	THEFT-\$50 TO \$200-ALL OTHER	5			
0633	THEFT-UNDER \$50-RETAIL THEFT	7	1		
0634	THEFT-UNDER \$50-FROM AUTO (EXCEPT 0635)	2			
0635	THEFT-UNDER \$50-AUTO PARTS & ACCESSORIES	1			
0637	THEFT - UNDER \$50 - FROM BUILDINGS	2			
0639	THEFT-UNDER \$50-ALL OTHER	1			
0643	THEFT-ATTEMPTED-RETAIL THEFT	1	1		
0644	THEFT-ATTEMPTED-FROM AUTO (EXCEPT 0645)	3			
0649	THEFT-ATTEMPTED-ALL OTHER	1			
0710	MOTOR VEHICLE THEFT-AUTO	2			
0712	M.V. THEFT - STREET - RESIDENTIAL AREA	3			
0713	M.V. THEFT - AUTOS - DRIVEWAY	1			
0921	ARSON-INCENDIARY DEVICE-RESIDENCE(HOUSE)	2			
0922	ARSON-INCENDIARY DEVICE-RESIDENCE(APT.)	1			
0928	ARSON-INCENDIARY DEVICE-ALL OTHER	1			
1100	FRAUD	10			
1110	FRAUD - BAD CHECKS	2			
1120	FRAUD - CREDIT CARDS	3			
1130	FRAUD - ALL OTHER (FLIM FLAM, CONFIDENCE	2			
1300	STOLEN PROPERTY-RECEIVING,POSSESSING,ETC	1			
1410	CRIMINAL MISCHIEF TO AUTOMOBILES	31			
1420	CRIMINAL MISCHIEF TO PRIVATE BUILDINGS	11			
1430	CRIMINAL MISCHIEF - PUBLIC BUILDINGS	1			
1440	CRIMINAL MISCHIEF - ALL OTHER	3			
1450	ALL OTHER VANDALISM(GRAFFITI)	1			
1500	WEAPONS-CARRYING,POSSESSING,ETC.	1	1		
1610	PROSTITUTION	1			
1700	SEX OFFENSES (EXCEPT RAPE & PROSTITUTION	1			

# Calls for Service - by UCR Code



Incidents Reported Between 03/01/2014 and 03/31/2014

All Municipalities

Code	Description	Primary Count	Secondary UCR Count		
			Code 2	Code 3	Code 4
1720	SEX OFFENSES - INDECENT EXPOSURE	1			
1811	NARCOTICS-SALE-MORPHINE,HEROIN,COCAINE	7			
1812	NARCOTICS-SALE-MARIJUANA, HASHISH, ETC.	1			
1831	NARCOTICS-POSSESSION-MORP,HERION,COCAINE	4	2		
1832	NARCOTICS-POSSESSION-MARIJUANA,ETC.	4	2		
1833	NARCOTICS-POSSESSION-SYNTHETIC NARCOTIC	2			
1834	NARCOTICS-POSSESSION-OTHER DANGEROUS	1	1		
1841	NARCOTICS-USE-MORPHINE, HEROIN,CODIENEC	1			
2000	OFFENSES AGAINST FAMILY & CHILDREN	0	1		
2020	OFFENSES AGAINST FAMILY-CHILD ABUSE	2			
2110	DRIVING UNDER THE INFLUENCE-LIQUOR/DRUGS	2	1		
2111	DRIVING UNDER THE INFLUENCE - ALCOHOL	1			
2112	DRIVE UNDER INFLUENCE-ALCOHOL-IMPAIRED	3			
2121	DRIVE UNDER INFLUENCE - DRUGS	0	1		
2211	LIQUOR LAW-UNDERAGE-PURCH,CONSM,POSSES	1			
2300	PUBLIC DRUNKENNESS	29	2	1	
2400	DISORDERLY CONDUCT	6	1		
2410	HARASSMENT BY COMMUNICATION	9			
2430	DISORDERLY CONDUCT - DRUGS	2	1		
2440	DISORDERLY CONDUCT-DISTURBING THE PEACE	1			
2450	HARASSMENT	12			
2600	ALL OTHER CRIMES CODE VIOLATIONS	1	1	2	1
2616	ALL OTHERS - CONTEMPT OF COURT (NON M.V)	3			
2624	ALL OTHER OFFENSES - FALSE POLICE REPORT	1			
2639	ALL OTHERS - ILLEGAL DUMPING	10			
2660	ALL OTHER OFFENSES - TRESPASSING	3	2		
2811	CURFEW LAW (JUVENILE) - MALE	2	2		
2812	CURFEW LAW (JUVENILE) - FEMALE	0	1		
2900	LOST/MISSING PERSONS	1			
2910	LOST/MISSING PROPERTY	2			
2990	RUNAWAYS - (JUVENILE) - REPORTS	7			
3000	FOUND/RECOVERED PROPERTY	22			
3320	DOA	3			
3400	MENTAL HEALTH	17			
3500	SUSPICIOUS PERSONS,AUTOS,CIRCUMSTANCES	134			
3600	DISTURBANCES-DOMESTIC	96	12	5	
3610	DISTURBANCES-JUVENILE	11			
3620	DISTURBANCES-OTHER (FIGHTS,DISPUTES,ETC)	133	1		
3630	LOUD MUSIC DISTURBANCE	12			
3640	ANIMAL COMPLAINTS-BARKING DOGS(FOUNDED)	4			
3800	SERVICE CALL-MISCELLANEOUS	47			
3810	SERVICE CALL-ALARMS-UNFOUNDED-EXCPT FIRE	86			
3840	FIRES (INCLUDING ALARMS-FOUNDED/UNFOUNDED)	3			
3870	MEDICAL EMERGENCY	67			
3900	TRAFFIC & PARKING PROBLEMS	140			
4012	NON-CRIMINAL - GAS LEAKS & EXPLOSIONS	1			
4014	NON-CRIMINAL-INVESTIGATE OPEN DOOR,ETC.	9			
4027	911 HANGUPS-UNFOUNDED	36			

# Calls for Service - by UCR Code



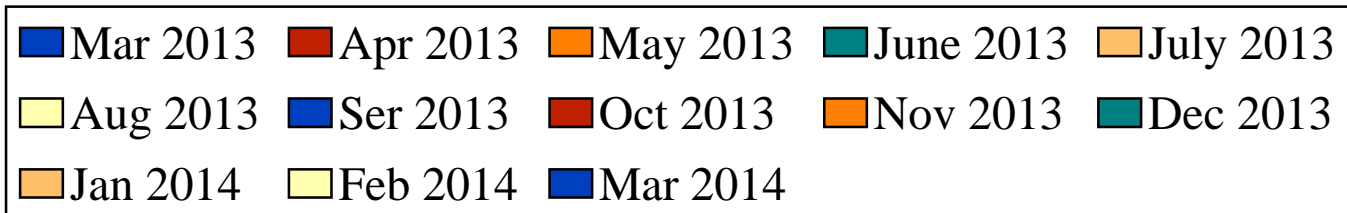
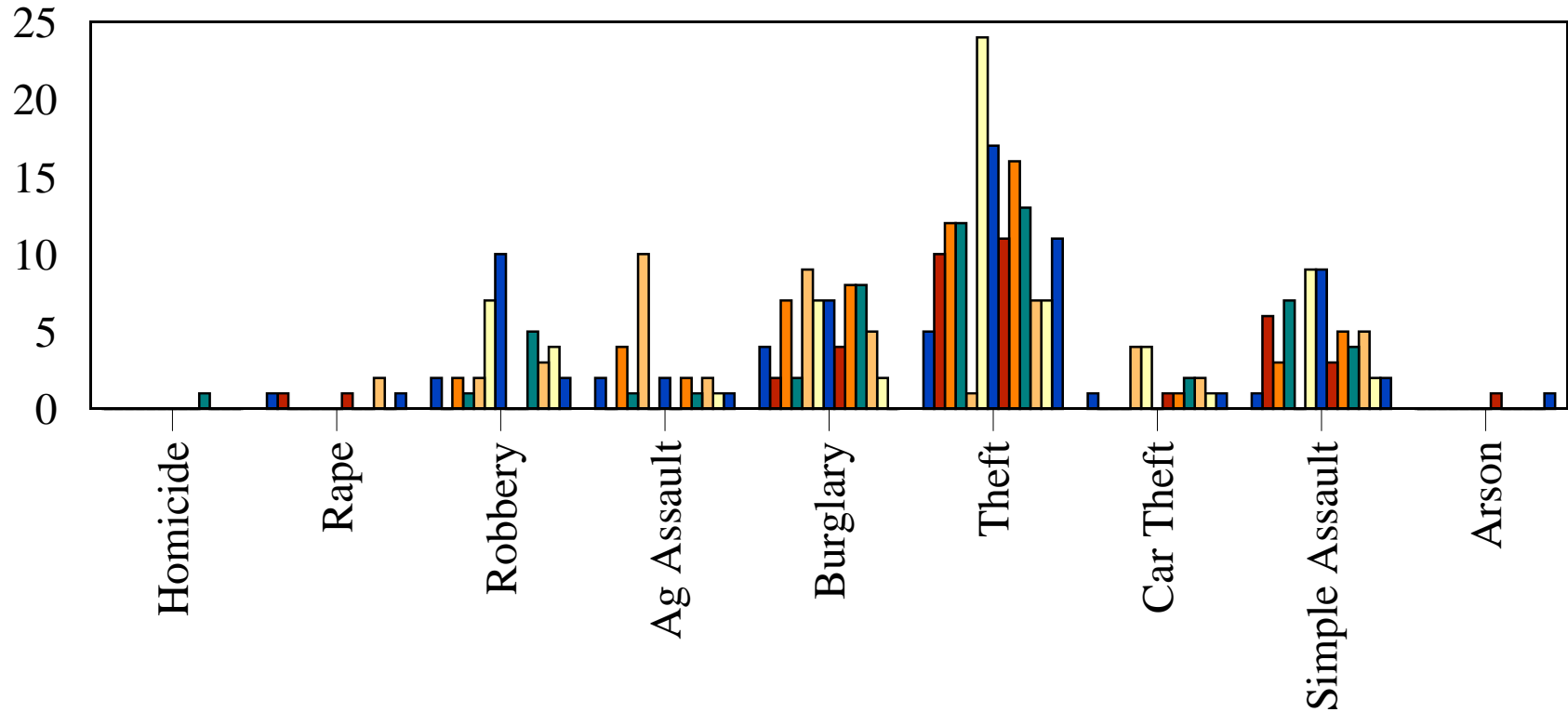
Incidents Reported Between 03/01/2014 and 03/31/2014

All Municipalities

Code	Description	Primary Count	Secondary UCR Count		
			Code 2	Code 3	Code 4
4028	NON-CRIMINAL-OTHER INVESTIGATIONS	61			
4029	GUNSHOTS	2			
5008	LOST & FOUND - LOST ARTICLES	2			
5016	LOST & FOUND - MISSING ADULT MALES	1			
5100	JUVENILE	22			
5105	INFORMATION	4			
5502	ANIMAL COMPLAINTS - BARKING DOGS(UNF)	1			
5504	ANIMAL COMPLAINTS - DOG BITES	4			
5506	ANIMAL COMPLAINTS - STRAY ANIMALS	26			
5510	ANIMAL COMPLAINTS - OTHER	13			
5590	ANIMAL COMPLAINTS - REPORTS	4			
6004	TRAFFIC ACC. INVOLVING PROPERTY DAMAGE	4			
6005	TRAFFIC ACCIDENT- HIT AND RUN	22			
6006	TRAFFIC ACCIDENT INVOLVING INJURY	8			
6008	ACCIDENT INVOLVING NONINJURY	32			
6314	TRAFFIC ENFORCEMENT-PURSUIT	2			
6350	TRAFFIC ENFORCEMENT-PATROL	1			
6602	TRAFFIC RELATED -IMPOUNDED,ABANDON M.V.	34			
6605	TRAFFIC RELATED-UNFOUND ACCIDENT	7			
6607	TRAFFIC RELATED-SCHOOL CROSSING	8			
6610	TRAFFIC RELATED - MOTORIST AID	11			
6613	TRAFFIC RELATED-SEIZED REG OR LICENSE	3			
7002	BUILDING CHECKS - OFFICER INITIATED	117			
7003	BUILDING CHECK BUSINESS	56			
7006	PUBLIC SERVICES - LOCK OUT	3			
7010	PUBLIC SERVICES-NOTIFICATIONS(POL.INFO.)	1			
7502	ASSIST OTHER AGENCIES - FIRE DEPT.	41			
7504	ASSIST OTHER AGENCIES - OTHER POLICE	43			
7506	ASSISTING OTHER AGENCIES - ALL OTHERS	7			
7508	ASSIST POTTSTOWN POLICE	22			
7510	LIVE SCAN	4			
8110	WARRANTS - MONTGMERY COUNTY BENCH	9			
8114	WARRANTS - OTHER AUTHORITY-OTHER WARRANT	5			
8504	DEPARTMENTAL SERVICES - JAIL DUTY	64			
8518	DEPARTMENTAL SERVICES - RECORD CHECKS	2			
9100	CARD STRUCK WHEN NOT NEEDED	21			
CITT	TRAFFIC CITATION	306			
<b>Total Calls</b>		<b>2,104</b>			

# Ward 1

## Part 1 Crimes - 12 Month Comparison









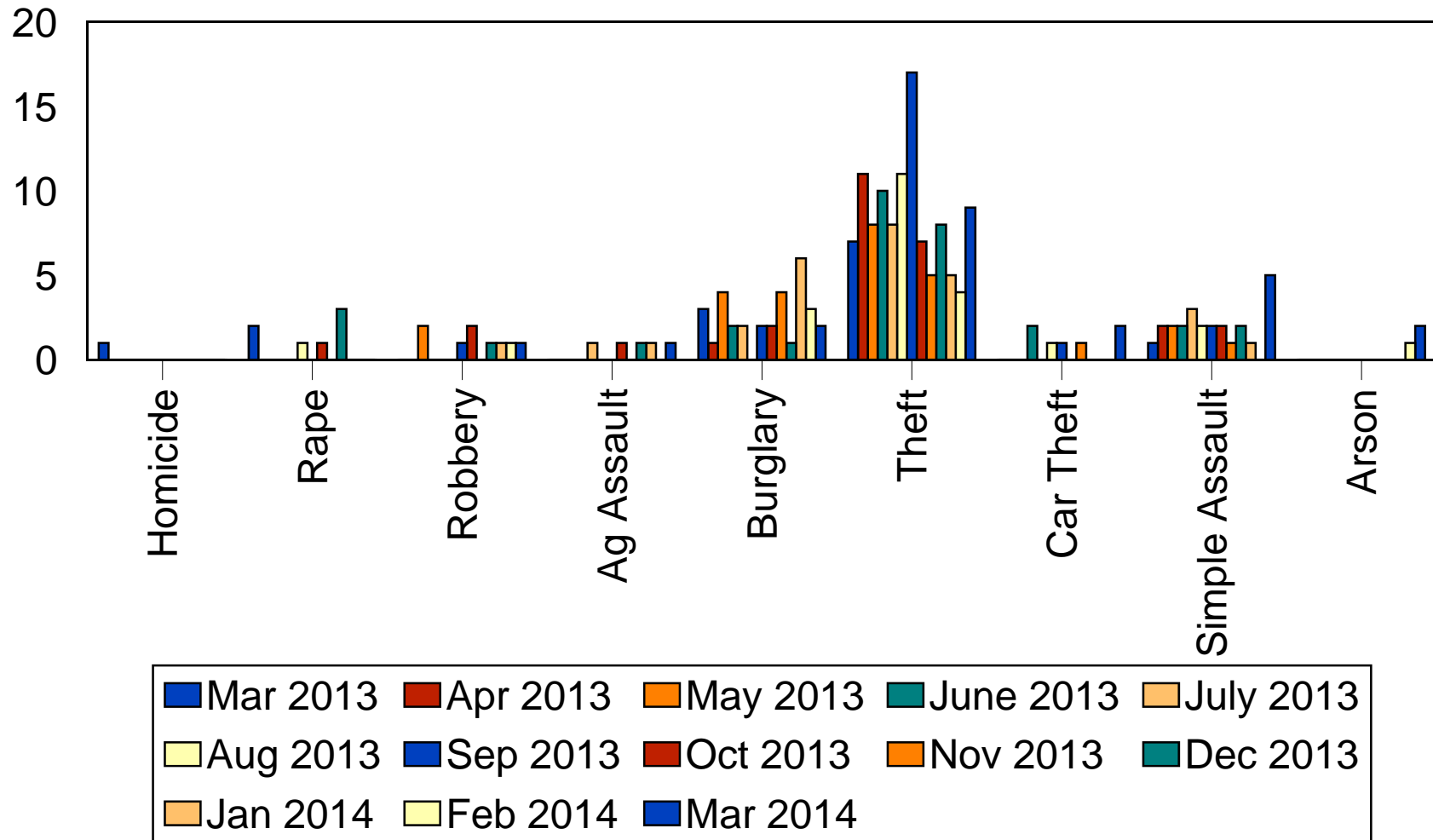






# Ward 4

## Part 1 Crimes - 12 Month Comparison







# Ward 5

## Part 2 Crimes - 12 Month Comparison

