

**POTTSTOWN POLICE DEPARTMENT  
MEMORANDUM**

DATE: March 26, 2014  
TO: BOROUGH COUNCIL  
FROM: Chuck Bleile  
Department Administrative Manager  
REF: Monthly Report for February 2014

During February 2014 the Pottstown Police Department answered 1,587 calls for service. Of these calls 1,581 occurred in the Borough.

During the month we averaged 56.68 calls per day or 28.34 calls per 12 hour shift. For the year we have answered 3,189 calls. The daily average for the year is 54.05 calls per day or 27.03 calls per 12 hour shift.

During February 2013 we answered 1,440 calls. We answered 147 more calls this month than last February. This is an increase of 10.27% from last year. For the year we have answered 103 more calls than this time in 2014. This is an increase of 3.34%.

Cc Borough Manager  
Assistant Borough Manager  
Mayor  
Capt  
Chief  
All Personnel

MONTHLY REPORT TO COUNCIL  
POLICE ACTIVITY BY WARD

FEB 2014

TYPE OF CALL ANSWERED		WARD							BORO
CODE	ACTIVITY	1	2	3	4	5	6	7	TOTAL
0100	MURDER -MANSLAUGHTER	0	0	0	0	0	0	0	0
0200	FORCIBLE RAPE	0	0	0	0	0	0	0	0
0300	ROBBERY	4	3	0	1	0	0	0	8
0400	AGGRAVATED ASSAULT	1	0	0	0	1	0	0	2
0500	BURGLARY	2	2	2	3	2	1	0	12
0600	THEFT	7	6	19	4	4	2	3	45
0700	MOTOR VEHICLE THEFT	1	1	1	0	1	0	0	4
0450	ASSAULTS OTHER	2	2	0	0	0	0	1	5
0900	ARSON	0	0	0	1	0	0	0	1
1100	FRAUD	1	3	2	2	2	4	1	15
1300	REC STOLEN PROPERTY	0	0	1	0	0	0	0	1
1410	CRIMINAL MISCHIEF VEHICLES	3	1	3	2	1	0	0	10
1420	CRIMINAL MISCHIEF BUILDINGS	3	0	0	3	0	0	0	6
1440	CRIMINAL MISCHIEF ALL OTHERS	0	0	1	0	0	1	1	3
1500	WEAPONS VIOLATIONS	0	0	0	0	0	0	0	0
1600	PROSTITUTION	0	0	0	0	0	0	0	0
1700	SEX OFFENSES	0	0	2	0	1	0	0	3
1800	NARCOTICS VIOLATIONS	6	0	5	0	1	5	1	18
2000	OFFENSES AGAINST FAMILY	0	1	0	0	1	0	0	2
2100	DUI	0	1	2	1	0	0	0	4
2200	LIQUOR LAW VIOLATIONS	0	0	0	0	0	0	0	0
2300	PUBLIC DRUNKENESS	4	7	1	2	0	3	1	18
2400	DISORDERLY CONDUCT	2	1	0	1	4	0	0	8
2450	HARASSMENT	8	5	6	5	2	2	2	30
2600	ALL OTHER VIOLATIONS	1	2	0	0	0	1	1	5
2691	OPEN CONTAINER VIOLATIONS	0	0	0	0	0	0	0	0
2800	CURFEW VIOLATIONS	0	0	0	0	0	0	0	0
2900	RUNAWAYS	0	0	1	1	0	0	0	2
3600	DOMESTIC DISTURBANCES	25	7	13	10	10	5	4	74
3610	OTHER DISTURBANCES	41	17	19	13	7	17	2	116
3810	FALSE ALARMS	12	8	17	5	10	7	6	65
3900	TRAFFIC AND PARKING PROBLEMS	35	41	55	36	25	37	14	243
6001	HIT AND RUN INJURY	0	0	0	0	0	1	0	1
6002	DEATH	0	0	0	0	0	0	0	0
6004	PROPERTY DAMAGE	0	0	1	0	0	0	0	1
6005	HIT AND RUN	0	3	6	5	2	0	0	16
6006	INJURY	0	0	3	1	0	0	0	4
6007	PEDESTRIAN	0	0	0	0	0	0	0	0
6008	NONINJURY	9	4	12	7	3	7	7	49
6010	OTHERS	0	0	0	0	0	0	0	0
6602	ABANDONED VEHICLES	4	1	7	3	1	0	1	17
8000	WARRANTS SERVED	5	4	1	0	1	1	1	13
MISC	ALL OTHER CALLS	144	203	187	65	47	103	31	780
	TOTAL	320	323	367	171	126	197	77	1581
	TOTAL 2013	254	405	313	113	109	151	86	1431
	INCREASE OR DECREASE FROM 2013	66	-82	54	58	17	46	-9	150
	PERCENT INCREASE OR DECREASE	26%	-20%	17%	51%	16%	30%	-10%	10%
<b>TRAFFIC CITATIONS</b>									
	SPEEDING	0	0	2	0	0	0	1	3
	ALL OTHER MOVING VIOLATIONS	18	24	20	5	2	13	9	91

# Calls for Service - by UCR Code



Incidents Reported Between 02/01/2014 and 02/28/2014

All Municipalities

Code	Description	Primary Count	Secondary UCR Count		
			Code 2	Code 3	Code 4
0311	ROBBERY-ARMED-FIREARM-HIGHWAY	1			
0331	ARMED - OTHER DANGEROUS WEAPON - HWY.	2			
0341	STRONG ARM - HIGHWAY	4			
0346	STRONG ARM - RESIDENCE	1			
0410	ASSAULT - FIREARM	1			
0430	ASSAULT-OTHER DANGEROUS WEAPON	1			
0440	ASSAULT - ATROCIOUS- HANDS,FISTS,FEET	0	1		
0450	OTHER ASSAULTS - NOT AGGRAVATED	5	2		
0512	BURGLARY-FORCED ENTRY-RESIDENCE-DAY	2			
0516	BURGLARY-FORCED ENTRY-NON-RESID-TIME UNK	1			
0521	UNLAWFUL ENTRY-NO FORCE-RESIDENCE-NIGHT	1			
0522	UNLAWFUL ENTRY-NO FORCE-RESIDENCE-DAY	1			
0523	UNLAWFUL ENTRY-NO FORCE-RESIDENCE-UNK.	4			
0525	UNLAWFUL ENTRY-NO FORCE-NONRES-DAY	1			
0531	ATTEMPT FORCIBLE ENTRY-RESIDENCE-NIGHT	1			
0533	ATTEMPTED FORCIBLE ENTRY-RES.-UNKNOWN	1			
0613	THEFT-\$200 & OVER-RETAIL THEFT	8			
0614	THEFT-\$200 & OVER-FROM AUTO (EXCPT 0615)	4			
0617	THEFT-\$200 & OVER-FROM BUILDINGS	10			
0619	THEFT-\$200 & OVER-ALL OTHER	6			
0623	THEFT-\$50 TO \$200-RETAIL THEFT	2			
0624	THEFT-\$50 TO \$200-FROM AUTO (EXCPT 0625)	1			
0626	THEFT-\$50 TO \$200-BICYCLES	1			
0627	THEFT-\$50 TO \$200-FROM BUILDINGS	1			
0633	THEFT-UNDER \$50-RETAIL THEFT	2			
0634	THEFT-UNDER \$50-FROM AUTO (EXCEPT 0635)	3			
0637	THEFT - UNDER \$50 - FROM BUILDINGS	4			
0639	THEFT-UNDER \$50-ALL OTHER	3			
0710	MOTOR VEHICLE THEFT-AUTO	2			
0712	M.V. THEFT - STREET - RESIDENTIAL AREA	1			
0721	M.V.THEFT-TRUCKS-STREET-COMMERCIAL AREA	1			
0922	ARSON-INCENDIARY DEVICE-RESIDENCE(APT.)	1			
0926	ARSON-INCENDIARY DEVICE-MOTOR VEHICLE	0		1	
1100	FRAUD	9			
1120	FRAUD - CREDIT CARDS	3	2		
1130	FRAUD - ALL OTHER (FLIM FLAM, CONFIDENCE	3			
1300	STOLEN PROPERTY-RECEIVING,POSSESSING,ETC	1			
1410	CRIMINAL MISCHIEF TO AUTOMOBILES	10			
1420	CRIMINAL MISCHIEF TO PRIVATE BUILDINGS	6			
1440	CRIMINAL MISCHIEF - ALL OTHER	3		1	
1500	WEAPONS-CARRYING,POSSESSING,ETC.	0	1		
1700	SEX OFFENSES (EXCEPT RAPE & PROSTITUTION	3			
1811	NARCOTICS-SALE-MORPHINE,HEROIN,COCAINE	5			
1812	NARCOTICS-SALE-MARIJUANA, HASHISH, ETC.	2			
1831	NARCOTICS-POSSESSION-MORP,HERION,COCAINE	4	1		
1832	NARCOTICS-POSSESSION-MARIJUANA,ETC.	3			
1833	NARCOTICS-POSSESSION-SYNTHETIC NARCOTIC	1			
1834	NARCOTICS-POSSESSION-OTHER DANGEROUS	3			

# Calls for Service - by UCR Code



Incidents Reported Between 02/01/2014 and 02/28/2014

All Municipalities

Code	Description	Primary Count	Secondary UCR Count		
			Code 2	Code 3	Code 4
2000	OFFENSES AGAINST FAMILY & CHILDREN	0	2		
2020	OFFENSES AGAINST FAMILY-CHILD ABUSE	2			
2110	DRIVING UNDER THE INFLUENCE-LIQUOR/DRUGS	1	1		
2111	DRIVING UNDER THE INFLUENCE - ALCOHOL	3			
2300	PUBLIC DRUNKENNESS	18	1		
2400	DISORDERLY CONDUCT	3			
2410	HARASSMENT BY COMMUNICATION	10			
2420	DISORDERLY CONDUCT-PUBLIC PLACES	2			
2430	DISORDERLY CONDUCT - DRUGS	1			
2440	DISORDERLY CONDUCT-DISTURBING THE PEACE	1			
2450	HARASSMENT	20	2		
2460	DISORDERLY CONDUCT-OBSCENE LANGUAGE	1			
2600	ALL OTHER CRIMES CODE VIOLATIONS	3	1		
2616	ALL OTHERS - CONTEMPT OF COURT (NON M.V)	0		1	
2639	ALL OTHERS - ILLEGAL DUMPING	1			
2660	ALL OTHER OFFENSES - TRESPASSING	1			
2910	LOST/MISSING PROPERTY	2			
2990	RUNAWAYS - (JUVENILE) - REPORTS	2			
3000	FOUND/RECOVERED PROPERTY	19			
3320	DOA	2			
3400	MENTAL HEALTH	20	2		
3500	SUSPICIOUS PERSONS,AUTOS,CIRCUMSTANCES	117			
3600	DISTURBANCES-DOMESTIC	74	11	3	2
3610	DISTURBANCES-JUVENILE	5			
3620	DISTURBANCES-OTHER (FIGHTS,DISPUTES,ETC)	100			
3630	LOUD MUSIC DISTURBANCE	8			
3640	ANIMAL COMPLAINTS-BARKING DOGS(FOUNDED)	3			
3700	WARRANTS-UMPD-SERVICE	1			
3800	SERVICE CALL-MISCELLANEOUS	74			
3810	SERVICE CALL-ALARMS-UNFOUNDED-EXCPT FIRE	65			
3840	FIRES (INCLUDING ALARMS-FOUNDED/UNFOUND)	13			
3870	MEDICAL EMERGENCY	57			
3900	TRAFFIC & PARKING PROBLEMS	243			
4014	NON-CRIMINAL-INVESTIGATE OPEN DOOR,ETC.	8			
4024	NON-CRIMINAL - WATER LEAKS,MAINS, ETC.	1			
4026	NON-CRIMINAL-WIRES AND POLES DOWN	3			
4027	911 HANGUPS-UNFOUNDED	26			
4028	NON-CRIMINAL-OTHER INVESTIGATIONS	70			
4029	GUNSHOTS	5			
5008	LOST & FOUND - LOST ARTICLES	3			
5100	JUVENILE	22			
5502	ANIMAL COMPLAINTS - BARKING DOGS(UNF)	3			
5504	ANIMAL COMPLAINTS - DOG BITES	1			
5506	ANIMAL COMPLAINTS - STRAY ANIMALS	12			
5510	ANIMAL COMPLAINTS - OTHER	12			
5590	ANIMAL COMPLAINTS - REPORTS	2			
6001	TRAFFIC ACCIDENT-HIT AND RUN-INJURY	1			
6004	TRAFFIC ACC. INVOLVING PROPERTY DAMAGE	1			

# Calls for Service - by UCR Code




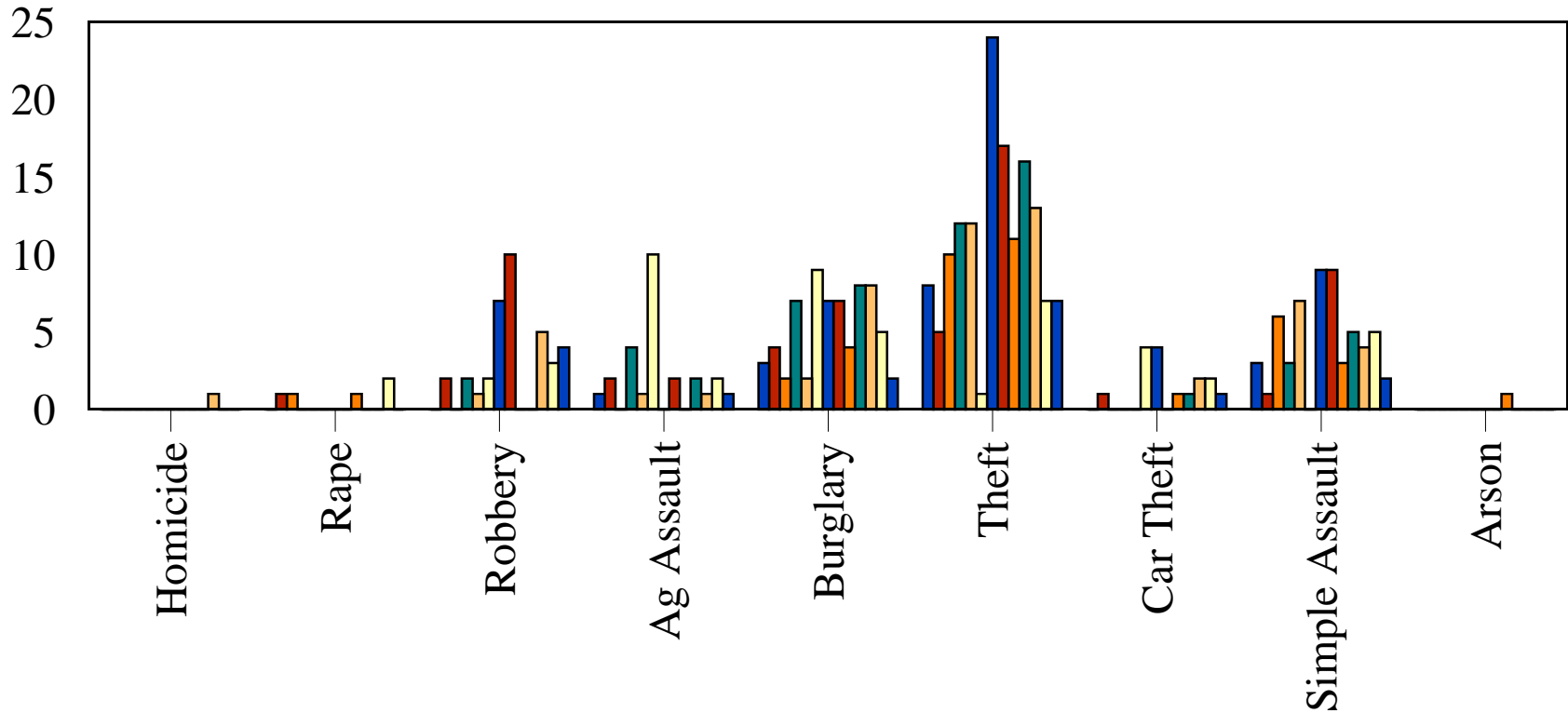
Incidents Reported Between 02/01/2014 and 02/28/2014

All Municipalities

Code	Description	Primary Count	Secondary UCR Count		
			Code 2	Code 3	Code 4
6005	TRAFFIC ACCIDENT- HIT AND RUN	16			
6006	TRAFFIC ACCIDENT INVOLVING INJURY	4			
6008	ACCIDENT INVOLVING NONINJURY	49			
6314	TRAFFIC ENFORCEMENT-PURSUIT	0	1		
6602	TRAFFIC RELATED -IMPOUNDED,ABANDON M.V.	17			
6605	TRAFFIC RELATED-UNFOUND ACCIDENT	11			
6607	TRAFFIC RELATED-SCHOOL CROSSING	11			
6610	TRAFFIC RELATED - MOTORIST AID	16			
6613	TRAFFIC RELATED-SEIZED REG OR LICENSE	8			
7002	BUILDING CHECKS - OFFICER INITIATED	69			
7003	BUILDING CHECK BUSINESS	38			
7502	ASSIST OTHER AGENCIES - FIRE DEPT.	38			
7504	ASSIST OTHER AGENCIES - OTHER POLICE	32	1		
7506	ASSISTING OTHER AGENCIES - ALL OTHERS	5			
7508	ASSIST POTTSTOWN POLICE	18			
7510	LIVE SCAN	2			
8110	WARRANTS - MONTGMERY COUNTY BENCH	6			
8114	WARRANTS - OTHER AUTHORITY-OTHER WARRANT	7	1		
8504	DEPARTMENTAL SERVICES - JAIL DUTY	49			
8518	DEPARTMENTAL SERVICES - RECORD CHECKS	1			
9100	CARD STRUCK WHEN NOT NEEDED	15			
CITT	TRAFFIC CITATION	121			
<b>Total Calls</b>		<b>1,708</b>			

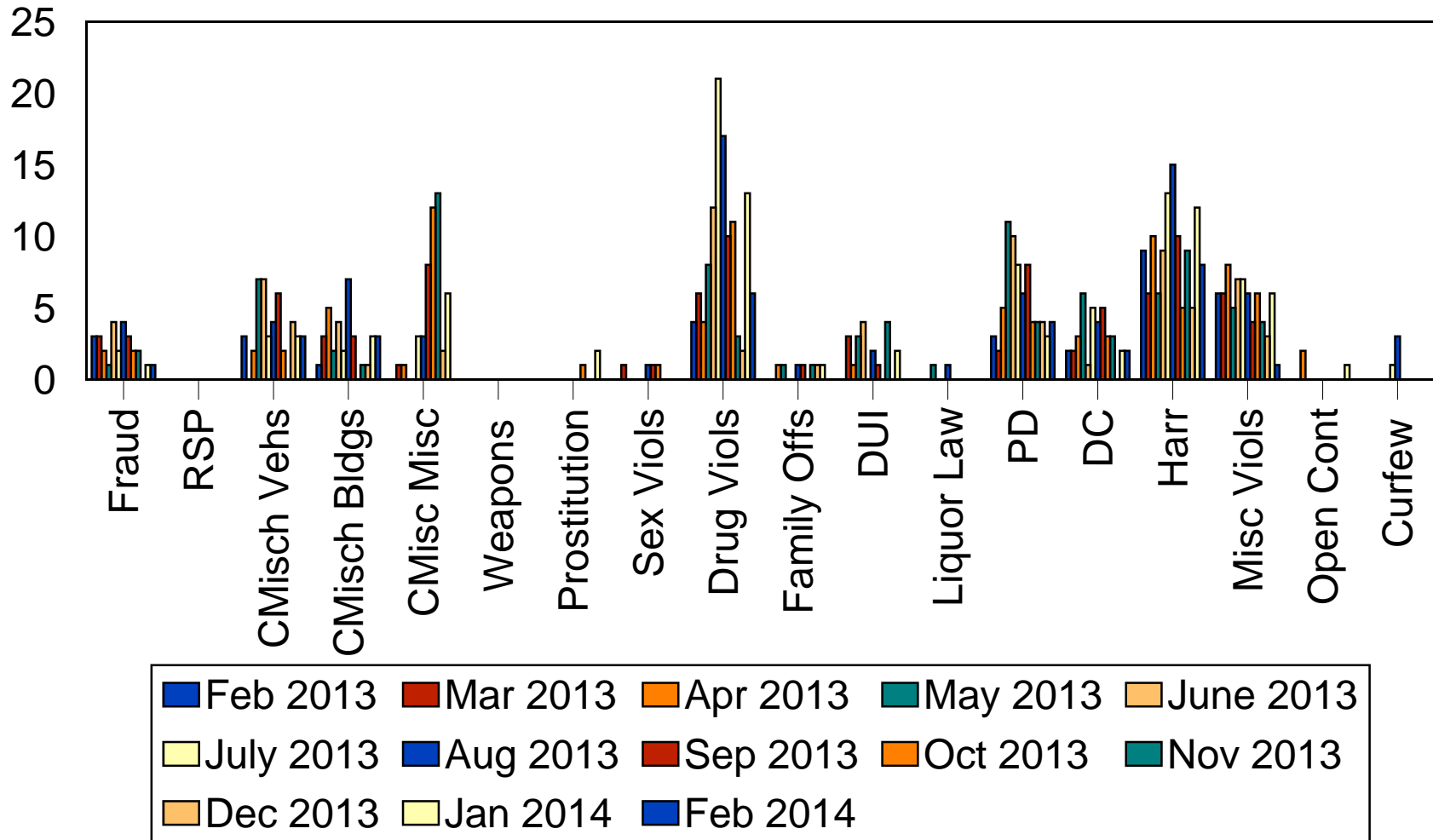
# Ward 1

## Part 1 Crimes - 12 Month Comparison



# Ward 1

## Part 2 Crimes - 12 Month Comparison













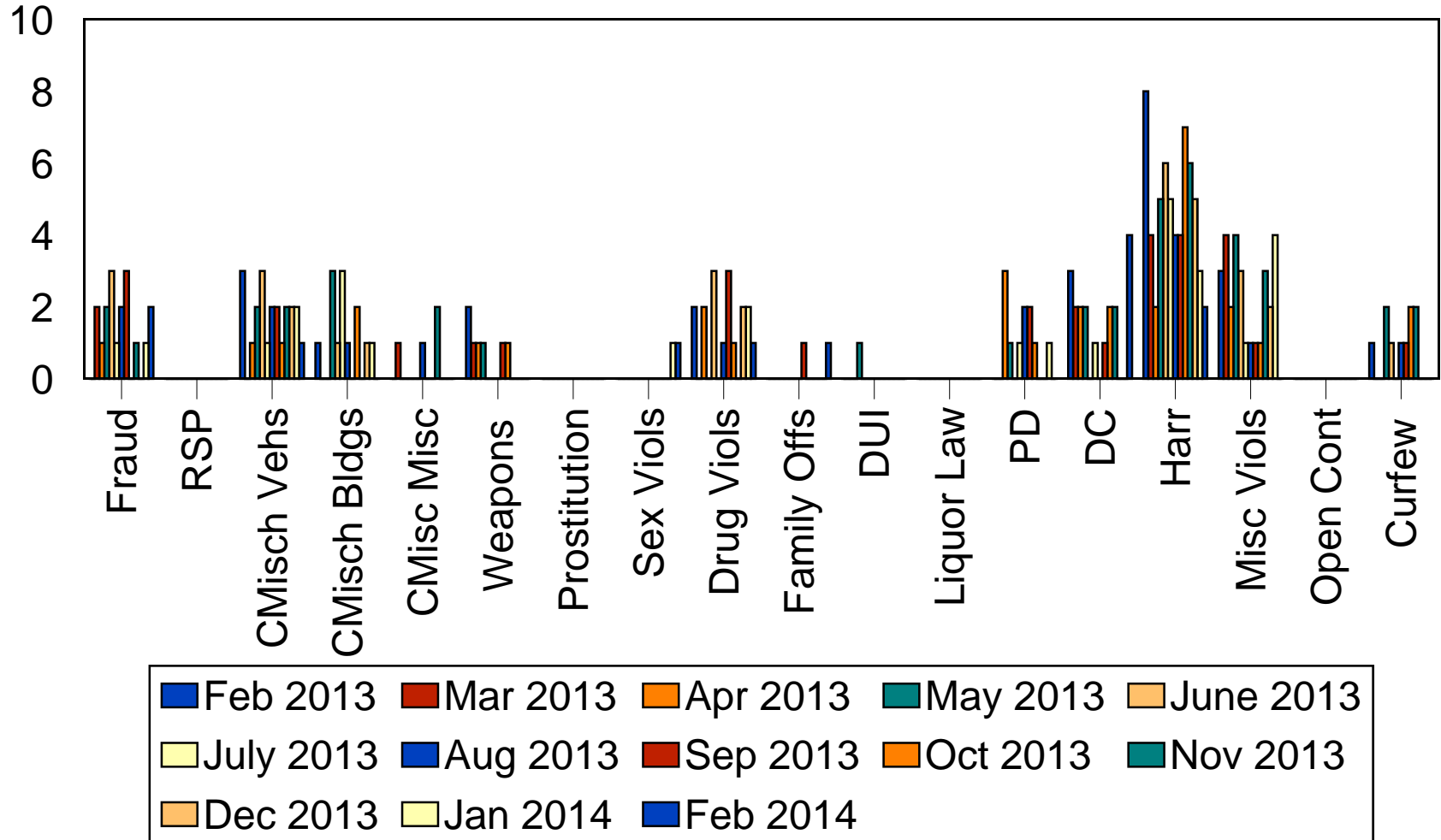






# Ward 5

## Part 2 Crimes - 12 Month Comparison



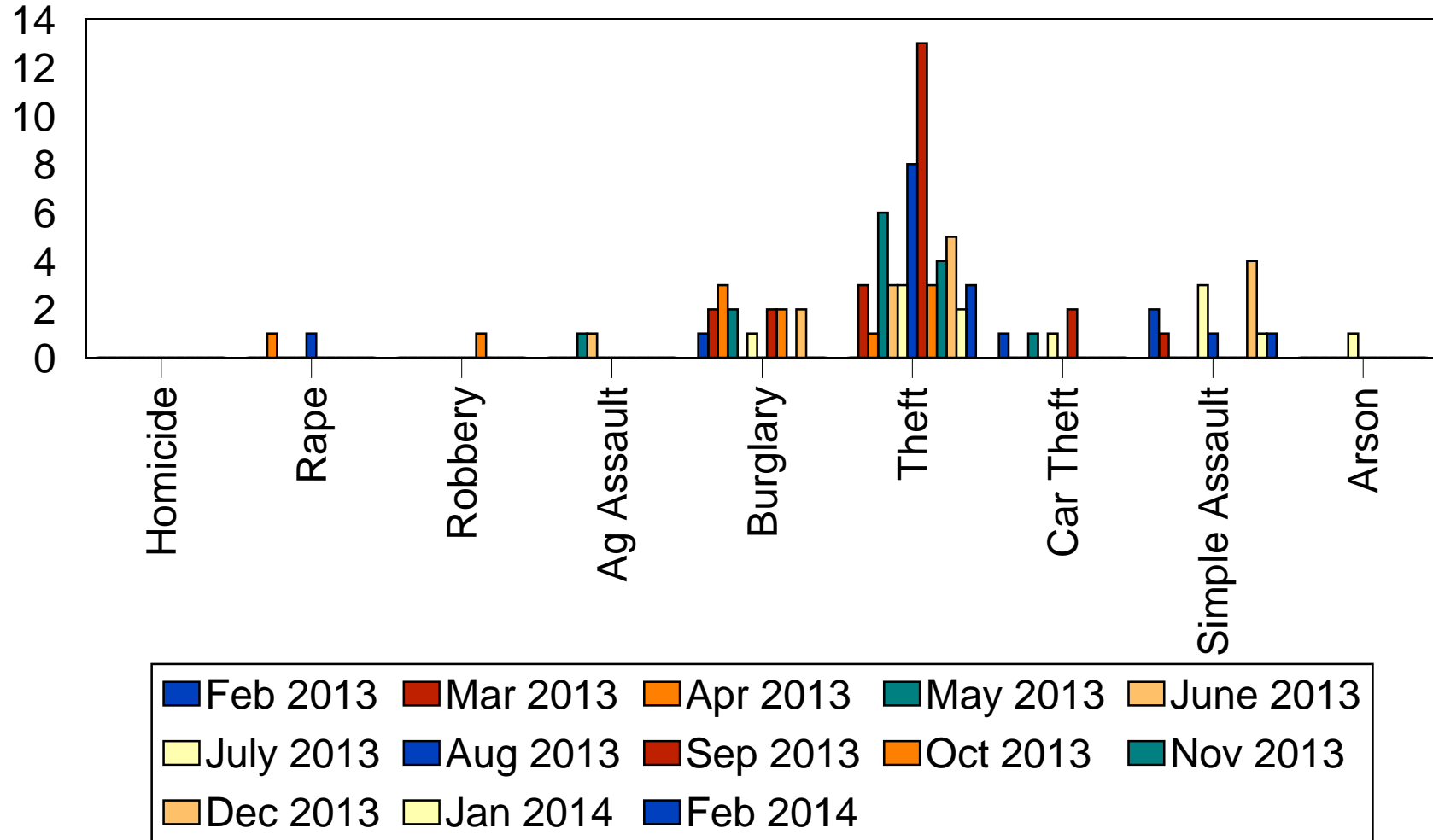






# Ward 7

## Part 1 Crimes - 12 Month Comparison







# Borough of Pottstown

## Part 2 Crimes - 12 Month Comparison

