

**POTTSTOWN POLICE DEPARTMENT
MEMORANDUM**

DATE: October 22, 2013
TO: BOROUGH COUNCIL
FROM: Chuck Bleile
Department Administrative Manager
REF: Monthly Report for September 2013

During September 2013 the Pottstown Police Department answered 1,962 calls for service. Of these calls 1,950 occurred in the Borough.

During the month we averaged 65.4 calls per day or 32.7 calls per 12 hour shift. For the year we have answered 16,733 calls. The daily average for the year is 61.29 calls per day or 30.64 calls per 12 hour shift.

During September 2012 we answered 1,833 calls. We answered 129 more calls this month than last September. This is an increase of 7.04% from last year. For the year we have answered 431 more calls than this time in 2012. This is an increase of 2.64%.

Cc Borough Manager
Assistant Borough Manager
Mayor
Capt
Chief
All Personnel

MONTHLY REPORT TO COUNCIL
POLICE ACTIVITY BY WARD

SEP 2013

TYPE OF CALL ANSWERED		WARD							BORO
CODE	ACTIVITY	1	2	3	4	5	6	7	TOTAL
0100	MURDER -MANSLAUGHTER	0	0	0	0	0	0	0	0
0200	FORCIBLE RAPE	0	1	1	0	1	0	0	3
0300	ROBBERY	10	3	2	1	0	2	0	18
0400	AGGRAVATED ASSAULT	2	0	0	0	0	1	0	3
0500	BURGLARY	7	4	4	2	0	2	2	21
0600	THEFT	17	20	50	17	12	21	13	150
0700	MOTOR VEHICLE THEFT	0	0	1	1	0	2	2	6
0450	ASSAULTS OTHER	9	7	1	2	3	0	0	22
0900	ARSON	0	0	0	0	0	0	0	0
1100	FRAUD	3	5	1	6	3	1	2	21
1300	REC STOLEN PROPERTY	0	0	2	0	0	0	0	2
1410	CRIMINAL MISCHIEF VEHICLES	6	0	5	1	2	1	2	17
1420	CRIMINAL MISCHIEF BUILDINGS	3	3	3	0	0	1	0	10
1440	CRIMINAL MISCHIEF ALL OTHERS	8	1	2	0	0	0	1	12
1500	WEAPONS VIOLATIONS	0	0	0	0	1	0	0	1
1600	PROSTITUTION	0	0	0	0	0	0	0	0
1700	SEX OFFENSES	1	0	0	0	0	0	0	1
1800	NARCOTICS VIOLATIONS	10	6	6	1	3	1	0	27
2000	OFFENSES AGAINST FAMILY	1	0	1	0	1	2	0	5
2100	DUI	1	0	5	1	0	0	0	7
2200	LIQUOR LAW VIOLATIONS	0	0	0	0	0	0	0	0
2300	PUBLIC DRUNKENESS	8	9	4	1	2	3	1	28
2400	DISORDERLY CONDUCT	5	4	2	1	1	1	0	14
2450	HARASSMENT	10	8	9	5	4	9	5	50
2600	ALL OTHER VIOLATIONS	4	2	3	1	1	2	1	14
2691	OPEN CONTAINER VIOLATIONS	0	0	0	0	0	0	0	0
2800	CURFEW VIOLATIONS	0	0	0	1	1	1	0	3
2900	RUNAWAYS	1	0	0	0	2	0	0	3
3600	DOMESTIC DISTURBANCES	21	27	18	7	8	9	6	96
3610	OTHER DISTURBANCES	91	46	36	22	16	19	2	232
3810	FALSE ALARMS	11	7	20	2	13	5	9	67
3900	TRAFFIC AND PARKING PROBLEMS	12	21	20	12	13	15	9	102
6001	HIT AND RUN INJURY	0	0	0	0	0	1	0	1
6002	DEATH	0	0	0	0	0	0	0	0
6004	PROPERTY DAMAGE	1	0	0	1	1	0	1	4
6005	HIT AND RUN	1	4	4	3	1	1	0	14
6006	INJURY	5	2	1	0	0	0	3	11
6007	PEDESTRIAN	0	0	0	0	0	0	0	0
6008	NONINJURY	4	5	9	2	5	0	9	34
6010	OTHERS	0	0	0	0	0	0	0	0
6602	ABANDONED VEHICLES	8	1	2	1	1	2	0	15
8000	WARRANTS SERVED	2	4	1	1	0	0	0	8
MISC	ALL OTHER CALLS	177	285	197	66	60	98	45	928
	TOTAL	439	475	410	158	155	200	113	1950
	TOTAL 2012	380	520	378	129	124	192	99	1822
	INCREASE OR DECREASE FROM 2012	59	-45	32	29	31	8	14	128
	PERCENT INCREASE OR DECREASE	16%	-9%	8%	22%	25%	4%	14%	7%
TRAFFIC CITATIONS									
	SPEEDING	0	0	15	0	25	0	0	40
	ALL OTHER MOVING VIOLATIONS	29	29	41	6	54	8	10	177

Calls for Service - by UCR Code



Incidents Reported Between 09/01/2013 and 09/30/2013

All Municipalities

Code	Description	Primary Count	Secondary UCR Count		
			Code 2	Code 3	Code 4
0200	RAPE	1			
0293	FORCIBLE FONDLING	2			
0311	ROBBERY-ARMED-FIREARM-HIGHWAY	3			
0314	ARMED - FIREARM - GAS SERVICE STATION	2			
0321	ARMED - KNIFE - HIGHWAY	1			
0325	ARMED - KNIFE - CHAIN STORE	1			
0331	ARMED - OTHER DANGEROUS WEAPON - HWY.	1			
0341	STRONG ARM - HIGHWAY	9			
0347	STRONG ARM - BANK	1			
0411	ASSAULT-KNIFE OR CUTTING INSTRUMENT	0	1		
0440	ASSAULT - ATROCIOUS- HANDS,FISTS,FEET	3			
0450	OTHER ASSAULTS - NOT AGGRAVATED	22	1		
0511	BURGLARY-FORCED ENTRY-RESIDENCE-NIGHT	3			
0512	BURGLARY-FORCED ENTRY-RESIDENCE-DAY	2			
0513	BURGLARY-FORCED ENTRY-RESIDNTL-TIME UNKN	5			
0514	BURGLARY-FORCE ENTRY-NON-RESID-NIGHT	3			
0521	UNLAWFUL ENTRY-NO FORCE-RESIDENCE-NIGHT	1			
0522	UNLAWFUL ENTRY-NO FORCE-RESIDENCE-DAY	2			
0523	UNLAWFUL ENTRY-NO FORCE-RESIDENCE-UNK.	5			
0613	THEFT-\$200 & OVER-RETAIL THEFT	6			
0614	THEFT-\$200 & OVER-FROM AUTO (EXCPT 0615)	11	1		
0615	THEFT-\$200 & OVER-AUTO ACCESSORIES	1			
0616	THEFT-\$200 & OVER-BICYCLES	3			
0617	THEFT-\$200 & OVER-FROM BUILDINGS	13			
0619	THEFT-\$200 & OVER-ALL OTHER	8			
0621	THEFT-\$50 TO \$200-POCKET PICKING	1			
0623	THEFT-\$50 TO \$200-RETAIL THEFT	4			
0624	THEFT-\$50 TO \$200-FROM AUTO (EXCPT 0625)	14			
0625	THEFT-\$50-\$200-AUTO PARTS & ACCESSORIES	2			
0626	THEFT-\$50 TO \$200-BICYCLES	4			
0627	THEFT-\$50 TO \$200-FROM BUILDINGS	5			
0629	THEFT-\$50 TO \$200-ALL OTHER	4	1		
0633	THEFT-UNDER \$50-RETAIL THEFT	5			
0634	THEFT-UNDER \$50-FROM AUTO (EXCEPT 0635)	33			
0635	THEFT-UNDER \$50-AUTO PARTS & ACCESSORIES	2			
0636	THEFT - UNDER \$50 - BICYCLES	2			
0637	THEFT - UNDER \$50 - FROM BUILDINGS	8			
0639	THEFT-UNDER \$50-ALL OTHER	2			
0644	THEFT-ATTEMPTED-FROM AUTO (EXCEPT 0645)	22			
0712	M.V. THEFT - STREET - RESIDENTIAL AREA	4	1		
0713	M.V. THEFT - AUTOS - DRIVEWAY	2			
1010	FORGERY	0	1		
1020	COUNTERFEITING	1			
1100	FRAUD	10			
1110	FRAUD - BAD CHECKS	2			
1120	FRAUD - CREDIT CARDS	6	3	1	
1130	FRAUD - ALL OTHER (FLIM FLAM, CONFIDENCE	2			
1300	STOLEN PROPERTY-RECEIVING,POSSESSING,ETC	1	1		

Calls for Service - by UCR Code

Incidents Reported Between 09/01/2013 and 09/30/2013

All Municipalities

Code	Description	Primary Count	Secondary UCR Count		
			Code 2	Code 3	Code 4
1321	STOLEN PROP.-RECEIVING MOTOR VEHICLE	1			
1410	CRIMINAL MISCHIEF TO AUTOMOBILES	17		1	
1420	CRIMINAL MISCHIEF TO PRIVATE BUILDINGS	9			
1430	CRIMINAL MISCHIEF - PUBLIC BUILDINGS	1			
1440	CRIMINAL MISCHIEF - ALL OTHER	6			
1450	ALL OTHER VANDALISM(GRAFFITI)	6			
1500	WEAPONS-CARRYING,POSSESSING,ETC.	1			
1531	WEAPONS - POSSESSION - FIREARMS	0	1		
1720	SEX OFFENSES - INDECENT EXPOSURE	1			
1811	NARCOTICS-SALE-MORPHINE,HEROIN,COCAINE	9		1	
1812	NARCOTICS-SALE-MARIJUANA, HASHISH, ETC.	2			
1814	DRUGS-SALE/MFG-OTHER DANGEROUS NON NARC	1			
1822	NARCOTICS-MANUFACTURE-MARIJUANA,ETC.	1			
1831	NARCOTICS-POSSESSION-MORP,HERION,COCAINE	4	2		
1832	NARCOTICS-POSSESSION-MARIJUANA,ETC.	7	1		
1833	NARCOTICS-POSSESSION-SYNTHETIC NARCOTIC	0	4		
1834	NARCOTICS-POSSESSION-OTHER DANGEROUS	3	1		
2000	OFFENSES AGAINST FAMILY & CHILDREN	4	3		
2040	OFFENSES AGAINST FAMILY - OTHER	1			
2110	DRIVING UNDER THE INFLUENCE-LIQUOR/DRUGS	2	1		
2111	DRIVING UNDER THE INFLUENCE - ALCOHOL	4			
2112	DRIVE UNDER INFLUENCE-ALCOHOL-IMPAIRED	1			
2122	DRIVE UNDER INFLUENCE - DRUGS-IMPAIRED	0	1		
2211	LIQUOR LAW-UNDERAGE-PURCH,CONSM,POSSES	0	1		
2300	PUBLIC DRUNKENNESS	28	1		
2400	DISORDERLY CONDUCT	5	1		
2410	HARASSMENT BY COMMUNICATION	19			
2420	DISORDERLY CONDUCT-PUBLIC PLACES	4			
2430	DISORDERLY CONDUCT - DRUGS	3			
2440	DISORDERLY CONDUCT-DISTURBING THE PEACE	0	1		
2450	HARASSMENT	31	1		
2460	DISORDERLY CONDUCT-OBSCENE LANGUAGE	2			
2600	ALL OTHER CRIMES CODE VIOLATIONS	1	3	2	
2616	ALL OTHERS - CONTEMPT OF COURT (NON M.V)	1			
2632	ALL OTHER OFFENSES - LITTERING	1	1		
2639	ALL OTHERS - ILLEGAL DUMPING	6			
2640	ALL OTHER ORDINANCE VIOLATIONS	1	1		
2660	ALL OTHER OFFENSES - TRESPASSING	4	4	1	
2691	OPEN CONTAINER ORDINANCE	0	1		
2811	CURFEW LAW (JUVENILE) - MALE	3			
2900	LOST/MISSING PERSONS	2			
2910	LOST/MISSING PROPERTY	1			
2990	RUNAWAYS - (JUVENILE) - REPORTS	3			
3000	FOUND/RECOVERED PROPERTY	52			
3310	ATTEMPTED SUICIDES	1			
3320	DOA	6			
3400	MENTAL HEALTH	18	1		
3500	SUSPICIOUS PERSONS,AUTOS,CIRCUMSTANCES	190			

Calls for Service - by UCR Code



Incidents Reported Between 09/01/2013 and 09/30/2013

All Municipalities

Code	Description	Primary Count	Secondary UCR Count		
			Code 2	Code 3	Code 4
3600	DISTURBANCES-DOMESTIC	96	16	3	2
3610	DISTURBANCES-JUVENILE	9			
3620	DISTURBANCES-OTHER (FIGHTS,DISPUTES,ETC)	207			
3630	LOUD MUSIC DISTURBANCE	12			
3640	ANIMAL COMPLAINTS-BARKING DOGS(FOUNDED)	4			
3800	SERVICE CALL-MISCELLANEOUS	67			
3810	SERVICE CALL-ALARMS-UNFOUNDED-EXCPT FIRE	67			
3840	FIRES (INCLUDING ALARMS-FOUNDED/UNFOUND)	6			
3870	MEDICAL EMERGENCY	75	1		
3890	SERVICE CALL - PROTECT MONEY	1			
3900	TRAFFIC & PARKING PROBLEMS	102			
4014	NON-CRIMINAL-INVESTIGATE OPEN DOOR,ETC.	18			
4027	911 HANGUPS-UNFOUNDED	22			
4028	NON-CRIMINAL-OTHER INVESTIGATIONS	65			
4029	GUNSHOTS	4			
5008	LOST & FOUND - LOST ARTICLES	2			
5100	JUVENILE	38			
5105	INFORMATION	4			
5502	ANIMAL COMPLAINTS - BARKING DOGS(UNF)	12			
5506	ANIMAL COMPLAINTS - STRAY ANIMALS	28			
5510	ANIMAL COMPLAINTS - OTHER	21	1		
5590	ANIMAL COMPLAINTS - REPORTS	6			
6001	TRAFFIC ACCIDENT-HIT AND RUN-INJURY	1			
6004	TRAFFIC ACC. INVOLVING PROPERTY DAMAGE	4			
6005	TRAFFIC ACCIDENT- HIT AND RUN	14			
6006	TRAFFIC ACCIDENT INVOLVING INJURY	11			
6008	ACCIDENT INVOLVING NONINJURY	34			
6350	TRAFFIC ENFORCEMENT-PATROL	4			
6602	TRAFFIC RELATED -IMPOUNDED,ABANDON M.V.	15			
6605	TRAFFIC RELATED-UNFOUND ACCIDENT	2			
6607	TRAFFIC RELATED-SCHOOL CROSSING	2			
6608	TRAFFIC RELATED - ESCORTS	3			
6610	TRAFFIC RELATED - MOTORIST AID	4			
6613	TRAFFIC RELATED-SEIZED REG OR LICENSE	6			
6614	TRAFFIC RELATED - OTHER TRAFFIC	4			
7002	BUILDING CHECKS - OFFICER INITIATED	38			
7003	BUILDING CHECK BUSINESS	7			
7005	LIBRARY CHECK	1			
7006	PUBLIC SERVICES - LOCK OUT	2			
7090	PUBLIC SERVICES - REPORTS	1			
7502	ASSIST OTHER AGENCIES - FIRE DEPT.	34			
7504	ASSIST OTHER AGENCIES - OTHER POLICE	70	1		
7506	ASSISTING OTHER AGENCIES - ALL OTHERS	8			
7508	ASSIST POTTSTOWN POLICE	25			
7510	LIVE SCAN	2			
8110	WARRANTS - MONTGMERY COUNTY BENCH	7			
8114	WARRANTS - OTHER AUTHORITY-OTHER WARRANT	1	2		
8502	DEPARTMENTAL SERVICES - FINGERPRINTING	1			

Calls for Service - by UCR Code




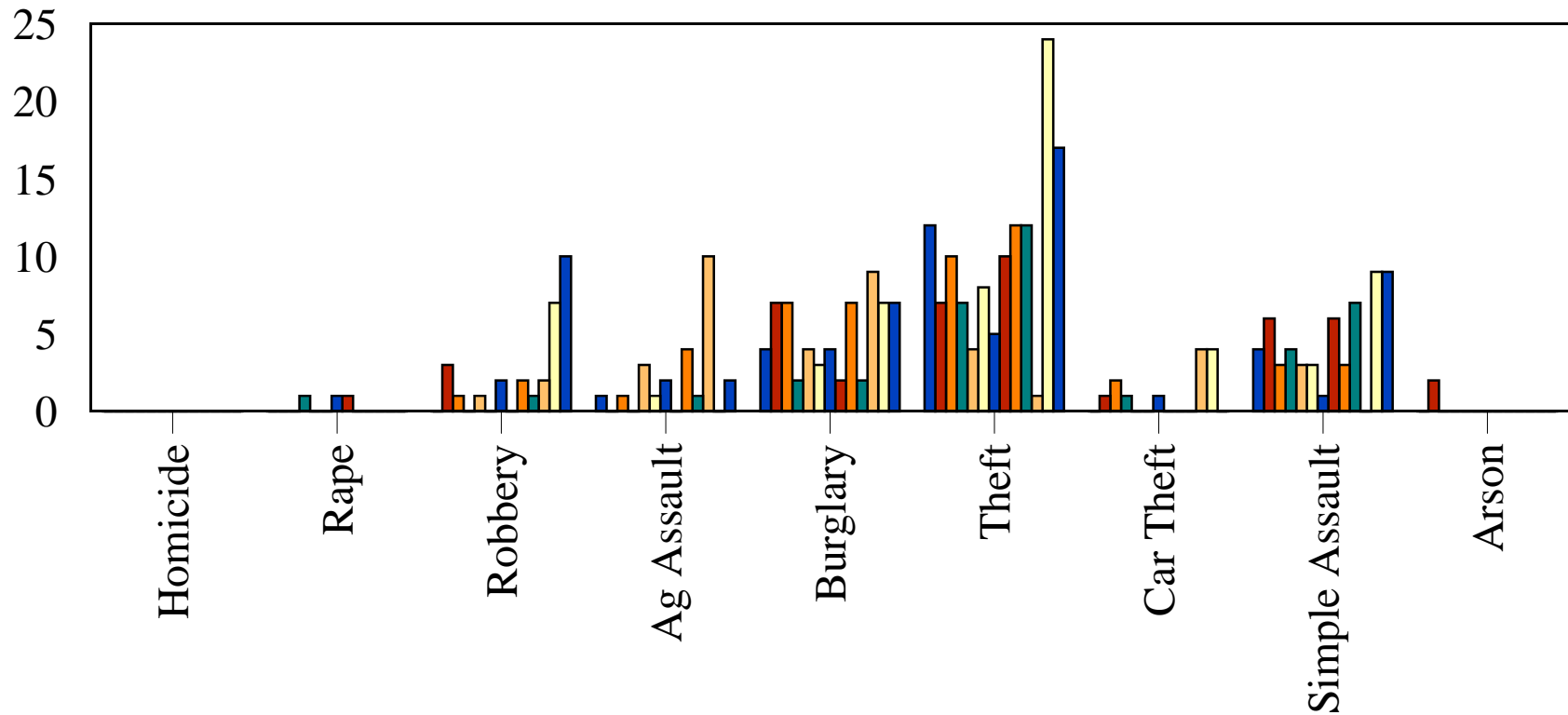
Incidents Reported Between 09/01/2013 and 09/30/2013

All Municipalities

Code	Description	Primary Count	Secondary UCR Count		
			Code 2	Code 3	Code 4
8504	DEPARTMENTAL SERVICES - JAIL DUTY	60			
8508	DEPARTMENTAL SERVICES -M.V.LOOK-UPS	2			
8518	DEPARTMENTAL SERVICES - RECORD CHECKS	1			
9100	CARD STRUCK WHEN NOT NEEDED	24			
CITT	TRAFFIC CITATION	172			
Total Calls		2,134			

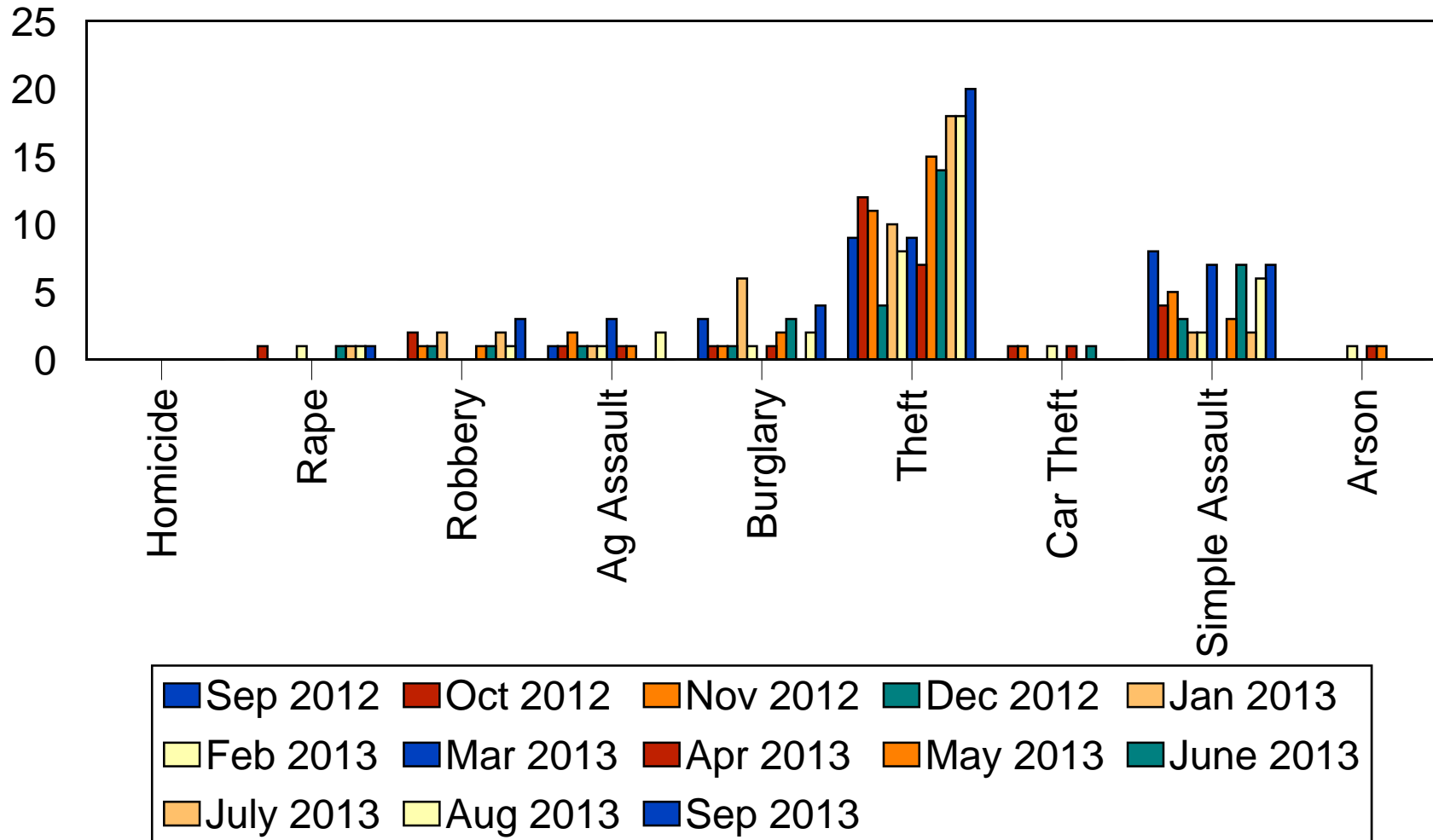
Ward 1

Part 1 Crimes - 12 Month Comparison



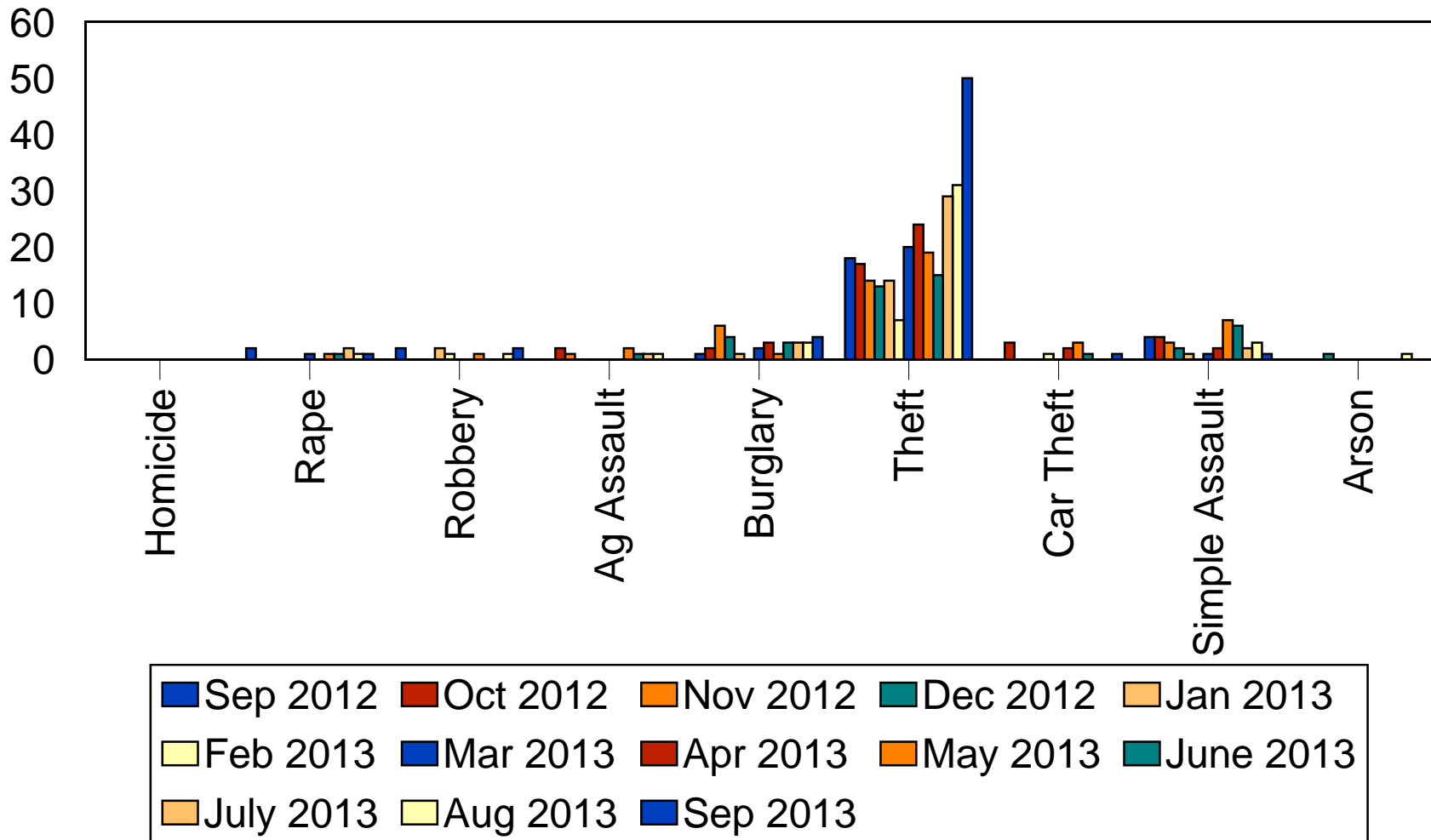
Ward 2

Part 1 Crimes - 12 Month Comparison



Ward 3

Part 1 Crimes - 12 Month Comparison



Ward 7

Part 1 Crimes - 12 Month Comparison

