

**POTTSTOWN POLICE DEPARTMENT
MEMORANDUM**

DATE: July 16, 2013
TO: BOROUGH COUNCIL
FROM: Chuck Bleile
Department Administrative Manager
REF: Monthly Report for June 2013

During June 2013 the Pottstown Police Department answered 2,000 calls for service. Of these calls 1,991 occurred in the Borough.

During the month we averaged 66.67 calls per day or 33.33 calls per 12 hour shift. For the year we have answered 10,632 calls. The daily average for the year is 59.74 calls per day or 29.87 calls per 12 hour shift.

During June 2012 we answered 1,964 calls. We answered 36 more calls this month than last June. This is an increase of 1.83% from last year. For the year we have answered 107 more calls than this time in 2012. This is an increase of 1.02%.

Cc Borough Manager
Assistant Borough Manager
Mayor
Capt
Chief
All Personnel

MONTHLY REPORT TO COUNCIL
POLICE ACTIVITY BY WARD

JUNE 2013

TYPE OF CALL ANSWERED		WARD							BORO
CODE	ACTIVITY	1	2	3	4	5	6	7	TOTAL
0100	MURDER -MANSLAUGHTER	0	0	0	0	0	0	0	0
0200	FORCIBLE RAPE	0	1	1	0	0	1	0	3
0300	ROBBERY	1	1	0	0	0	0	0	2
0400	AGGRAVATED ASSAULT	1	0	1	0	1	0	1	4
0500	BURGLARY	2	3	3	2	3	2	0	15
0600	THEFT	12	14	15	10	6	7	3	67
0700	MOTOR VEHICLE THEFT	0	1	1	2	0	0	0	4
0450	ASSAULTS OTHER	7	7	6	2	4	1	0	27
0900	ARSON	0	0	0	0	0	0	0	0
1100	FRAUD	4	2	5	3	3	5	3	25
1300	REC STOLEN PROPERTY	0	0	0	0	0	0	0	0
1410	CRIMINAL MISCHIEF VEHICLES	7	1	4	1	3	2	1	19
1420	CRIMINAL MISCHIEF BUILDINGS	4	3	1	3	1	1	0	13
1440	CRIMINAL MISCHIEF ALL OTHERS	0	0	1	1	0	0	0	2
1500	WEAPONS VIOLATIONS	0	0	2	0	0	0	0	2
1600	PROSTITUTION	0	0	0	0	0	0	0	0
1700	SEX OFFENSES	0	0	0	2	0	1	0	3
1800	NARCOTICS VIOLATIONS	12	5	9	0	3	1	2	32
2000	OFFENSES AGAINST FAMILY	0	1	0	0	0	0	1	2
2100	DUI	4	2	2	0	0	1	1	10
2200	LIQUOR LAW VIOLATIONS	0	0	0	0	0	1	0	1
2300	PUBLIC DRUNKENESS	10	12	8	3	0	2	1	36
2400	DISORDERLY CONDUCT	1	0	2	1	0	4	0	8
2450	HARASSMENT	9	13	13	3	6	5	1	50
2600	ALL OTHER VIOLATIONS	7	0	4	0	3	2	1	17
2691	OPEN CONTAINER VIOLATIONS	0	1	1	0	0	0	0	2
2800	CURFEW VIOLATIONS	0	0	1	0	1	0	0	2
2900	RUNAWAYS	0	0	2	0	0	0	3	5
3600	DOMESTIC DISTURBANCES	34	26	22	15	8	11	7	123
3610	OTHER DISTURBANCES	82	33	48	17	15	25	8	228
3810	FALSE ALARMS	5	6	24	4	10	13	5	67
3900	TRAFFIC AND PARKING PROBLEMS	13	14	41	19	8	10	14	119
6001	HIT AND RUN INJURY	0	1	0	0	0	0	0	1
6002	DEATH	0	0	0	0	0	0	0	0
6004	PROPERTY DAMAGE	0	1	0	0	0	0	0	1
6005	HIT AND RUN	2	4	5	1	2	1	0	15
6006	INJURY	1	1	1	0	2	2	1	8
6007	PEDESTRIAN	0	0	0	0	0	0	0	0
6008	NONINJURY	6	8	12	4	3	4	0	37
6010	OTHERS	0	0	0	0	0	0	0	0
6602	ABANDONED VEHICLES	2	2	3	1	1	3	0	12
8000	WARRANTS SERVED	1	8	1	0	0	0	0	10
MISC	ALL OTHER CALLS	206	339	188	81	62	108	35	1019
TOTAL		433	510	427	175	145	213	88	1991
TOTAL 2012		398	522	457	156	118	206	101	1958
INCREASE OR DECREASE FROM 2012		35	-12	-30	19	27	7	-13	33
PERCENT INCREASE OR DECREASE		9%	-2%	-7%	12%	23%	3%	-13%	2%
TRAFFIC CITATIONS									
SPEEDING		0	0	23	0	0	3	9	35
ALL OTHER MOVING VIOLATIONS		39	24	33	5	10	17	10	138

Calls for Service - by UCR Code



Incidents Reported Between 06/01/2013 and 06/30/2013

All Municipalities

Code	Description	Primary Count	Secondary UCR Count		
			Code 2	Code 3	Code 4
0200	RAPE	2			
0292	SEXUAL ASSAULT WITH AN OBJECT	1			
0341	STRONG ARM - HIGHWAY	2			
0410	ASSAULT - FIREARM	1			
0430	ASSAULT-OTHER DANGEROUS WEAPON	1			
0440	ASSAULT - ATROCIOUS- HANDS,FISTS,FEET	2			
0450	OTHER ASSAULTS - NOT AGGRAVATED	27			
0511	BURGLARY-FORCED ENTRY-RESIDENCE-NIGHT	1			
0512	BURGLARY-FORCED ENTRY-RESIDENCE-DAY	1			
0513	BURGLARY-FORCED ENTRY-RESIDNTL-TIME UNKN	2			
0515	BURGLARY-FORCED ENTRY-NON-RESID-DAY	1			
0516	BURGLARY-FORCED ENTRY-NON-RESID-TIME UNK	1			
0521	UNLAWFUL ENTRY-NO FORCE-RESIDENCE-NIGHT	4			
0523	UNLAWFUL ENTRY-NO FORCE-RESIDENCE-UNK.	3			
0526	UNLAWFUL ENTRY-NO FORCE-NONRES.-UNKNOWN	1			
0533	ATTEMPTED FORCIBLE ENTRY-RES.-UNKNOWN	1			
0613	THEFT-\$200 & OVER-RETAIL THEFT	5			
0614	THEFT-\$200 & OVER-FROM AUTO (EXCPT 0615)	10			
0617	THEFT-\$200 & OVER-FROM BUILDINGS	13			
0619	THEFT-\$200 & OVER-ALL OTHER	3			
0623	THEFT-\$50 TO \$200-RETAIL THEFT	2			
0624	THEFT-\$50 TO \$200-FROM AUTO (EXCPT 0625)	6			
0626	THEFT-\$50 TO \$200-BICYCLES	2			
0627	THEFT-\$50 TO \$200-FROM BUILDINGS	8			
0629	THEFT-\$50 TO \$200-ALL OTHER	6			
0633	THEFT-UNDER \$50-RETAIL THEFT	1			
0634	THEFT-UNDER \$50-FROM AUTO (EXCEPT 0635)	4			
0635	THEFT-UNDER \$50-AUTO PARTS & ACCESSORIES	1			
0637	THEFT - UNDER \$50 - FROM BUILDINGS	3			
0643	THEFT-ATTEMPTED-RETAIL THEFT	3			
0711	M.V. THEFT-AUTOS-STREET-COMMERCIAL AREA	1			
0712	M.V. THEFT - STREET - RESIDENTIAL AREA	1			
0722	M.V.THEFT-STREET-RESIDENTIAL AREA	1			
0736	M.V THEFT-OTHER VEHICLE-ALL OTHER LOTS	1			
1010	FORGERY	1			
1020	COUNTERFEITING	2			
1100	FRAUD	8			
1110	FRAUD - BAD CHECKS	2			
1120	FRAUD - CREDIT CARDS	10			
1130	FRAUD - ALL OTHER (FLIM FLAM, CONFIDENCE	2			
1410	CRIMINAL MISCHIEF TO AUTOMOBILES	19			
1420	CRIMINAL MISCHIEF TO PRIVATE BUILDINGS	13			
1430	CRIMINAL MISCHIEF - PUBLIC BUILDINGS	0	1		
1440	CRIMINAL MISCHIEF - ALL OTHER	1			
1450	ALL OTHER VANDALISM(GRAFFITI)	1			
1500	WEAPONS-CARRYING,POSSESSING,ETC.	0	1		
1531	WEAPONS - POSSESSION - FIREARMS	0	1		
1532	WEAPONS - POSSESSION - KNIFE	2			

Calls for Service - by UCR Code



Incidents Reported Between 06/01/2013 and 06/30/2013

All Municipalities

Code	Description	Primary Count	Secondary UCR Count		
			Code 2	Code 3	Code 4
1700	SEX OFFENSES (EXCEPT RAPE & PROSTITUTION)	2	1		
1720	SEX OFFENSES - INDECENT EXPOSURE	1			
1811	NARCOTICS-SALE-MORPHINE,HEROIN,COCAINE	7			
1812	NARCOTICS-SALE-MARIJUANA, HASHISH, ETC.	4			
1831	NARCOTICS-POSSESSION-MORP,HERION,COCAINE	5			
1832	NARCOTICS-POSSESSION-MARIJUANA,ETC.	7			
1833	NARCOTICS-POSSESSION-SYNTHETIC NARCOTIC	1			
1834	NARCOTICS-POSSESSION-OTHER DANGEROUS	7	2		
1890	NARCOTICS - REPORTS	1			
2000	OFFENSES AGAINST FAMILY & CHILDREN	2	1		
2110	DRIVING UNDER THE INFLUENCE-LIQUOR/DRUGS	5			
2111	DRIVING UNDER THE INFLUENCE - ALCOHOL	2	1		
2112	DRIVE UNDER INFLUENCE-ALCOHOL-IMPAIRED	3			
2211	LIQUOR LAW-UNDERAGE-PURCH,CONSMP,POSSES	1	1		
2300	PUBLIC DRUNKENNESS	36			
2400	DISORDERLY CONDUCT	5	4		
2410	HARASSMENT BY COMMUNICATION	18			
2420	DISORDERLY CONDUCT-PUBLIC PLACES	1			
2440	DISORDERLY CONDUCT-DISTURBING THE PEACE	2			
2450	HARASSMENT	32	1		
2500	LOITERING/PROWLING (AT NIGHT)	0	1		
2600	ALL OTHER CRIMES CODE VIOLATIONS	2		1	
2616	ALL OTHERS - CONTEMPT OF COURT (NON M.V)	3			
2632	ALL OTHER OFFENSES - LITTERING	1			
2639	ALL OTHERS - ILLEGAL DUMPING	8			
2660	ALL OTHER OFFENSES - TRESPASSING	3	1	1	
2691	OPEN CONTAINER ORDINANCE	2			
2812	CURFEW LAW (JUVENILE) - FEMALE	2			
2910	LOST/MISSING PROPERTY	3			
2990	RUNAWAYS - (JUVENILE) - REPORTS	5			
3000	FOUND/RECOVERED PROPERTY	20			
3310	ATTEMPTED SUICIDES	1			
3400	MENTAL HEALTH	19	1		
3500	SUSPICIOUS PERSONS,AUTOS,CIRCUMSTANCES	191			
3600	DISTURBANCES-DOMESTIC	123	19	2	1
3610	DISTURBANCES-JUVENILE	6			
3620	DISTURBANCES-OTHER (FIGHTS,DISPUTES,ETC)	198	2		
3630	LOUD MUSIC DISTURBANCE	21			
3640	ANIMAL COMPLAINTS-BARKING DOGS(FOUNDED)	3			
3800	SERVICE CALL-MISCELLANEOUS	58	1		
3810	SERVICE CALL-ALARMS-UNFOUNDED-EXCPT FIRE	67			
3820	SERVICE CALL-ASSIST MOTORIST/DISABLE VEH	1			
3840	FIRES (INCLUDING ALARMS-FOUNDED/UNFOUND)	1			
3870	MEDICAL EMERGENCY	76	1	1	
3900	TRAFFIC & PARKING PROBLEMS	119			
4002	NON-CRIMINAL-ACCIDENT-HOME(NON-TRAFFIC)	1			
4014	NON-CRIMINAL-INVESTIGATE OPEN DOOR,ETC.	9			
4024	NON-CRIMINAL - WATER LEAKS,MAINS, ETC.	1			

Calls for Service - by UCR Code



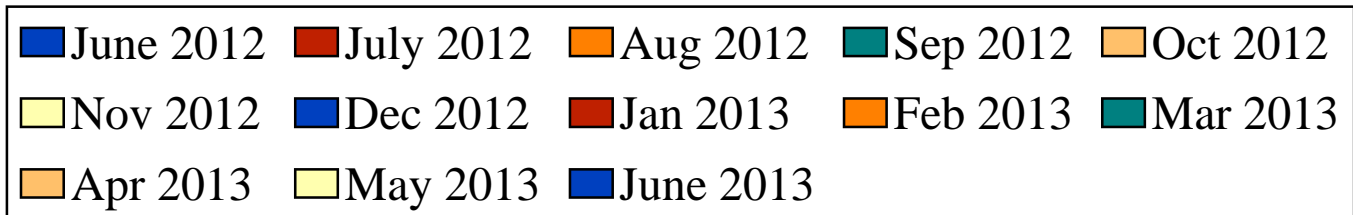
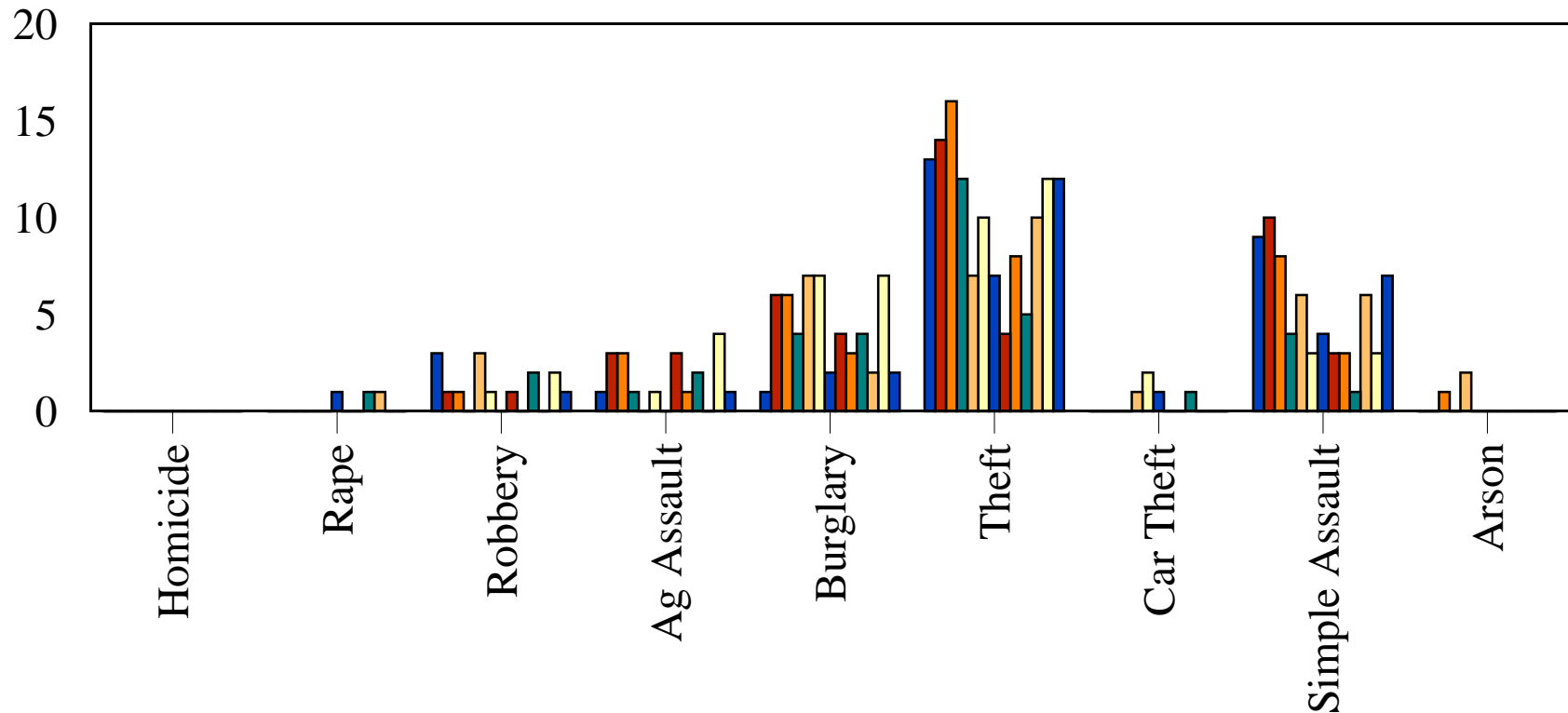
Incidents Reported Between 06/01/2013 and 06/30/2013

All Municipalities

Code	Description	Primary Count	Secondary UCR Count		
			Code 2	Code 3	Code 4
4027	911 HANGUPS-UNFOUNDED	29			
4028	NON-CRIMINAL-OTHER INVESTIGATIONS	58			
4029	GUNSHOTS	12			
5004	LOST & FOUND - FOUND ARTICLES	1			
5008	LOST & FOUND - LOST ARTICLES	6			
5100	JUVENILE	35	1		
5105	INFORMATION	4			
5502	ANIMAL COMPLAINTS - BARKING DOGS(UNF)	3			
5504	ANIMAL COMPLAINTS - DOG BITES	2			
5506	ANIMAL COMPLAINTS - STRAY ANIMALS	36			
5508	ANIMAL COMPLAINTS - OTHER ANIMAL BITES	1			
5510	ANIMAL COMPLAINTS - OTHER	30			
5590	ANIMAL COMPLAINTS - REPORTS	6			
6001	TRAFFIC ACCIDENT-HIT AND RUN-INJURY	1			
6004	TRAFFIC ACC. INVOLVING PROPERTY DAMAGE	1			
6005	TRAFFIC ACCIDENT- HIT AND RUN	15			
6006	TRAFFIC ACCIDENT INVOLVING INJURY	8			
6008	ACCIDENT INVOLVING NONINJURY	37	1		
6350	TRAFFIC ENFORCEMENT-PATROL	7			
6602	TRAFFIC RELATED -IMPOUNDED,ABANDON M.V.	12			
6605	TRAFFIC RELATED-UNFOUND ACCIDENT	4			
6610	TRAFFIC RELATED - MOTORIST AID	6			
6613	TRAFFIC RELATED-SEIZED REG OR LICENSE	4			
7002	BUILDING CHECKS - OFFICER INITIATED	96			
7003	BUILDING CHECK BUSINESS	5			
7005	LIBRARY CHECK	1			
7502	ASSIST OTHER AGENCIES - FIRE DEPT.	37			
7504	ASSIST OTHER AGENCIES - OTHER POLICE	106			
7506	ASSISTING OTHER AGENCIES - ALL OTHERS	17			
7508	ASSIST POTTSTOWN POLICE	32			
7510	LIVE SCAN	35			
8014	WARRANTS - LOCAL - OTHER WARRANTS	1			
8110	WARRANTS - MONTGMERY COUNTY BENCH	4	1		
8114	WARRANTS - OTHER AUTHORITY-OTHER WARRANT	5			
8504	DEPARTMENTAL SERVICES - JAIL DUTY	51			
8506	DEPT. SERVICES - LICENSES & PERMITS	1			
8518	DEPARTMENTAL SERVICES - RECORD CHECKS	2			
9100	CARD STRUCK WHEN NOT NEEDED	20			
CITT	TRAFFIC CITATION	197			
Total Calls		2,197			

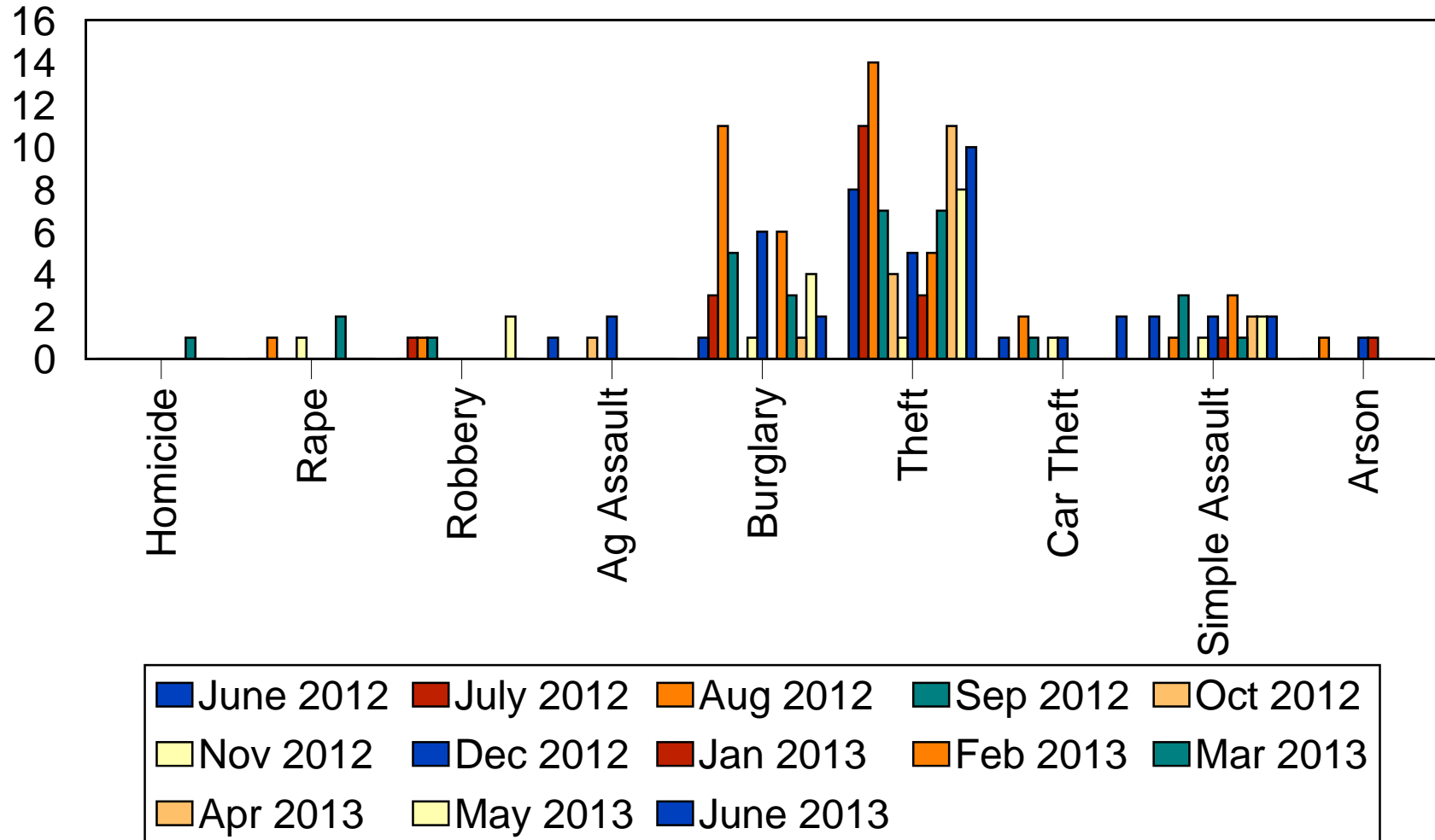
Ward 1

Part 1 Crimes - 12 Month Comparison



Ward 4

Part 1 Crimes - 12 Month Comparison



Ward 5

Part 2 Crimes - 12 Month Comparison

