

**POTTSTOWN POLICE DEPARTMENT
MEMORANDUM**

DATE: June 11, 2013
TO: BOROUGH COUNCIL
FROM: Chuck Bleile
Department Administrative Manager
REF: Monthly Report for April 2013

During April 2013 the Pottstown Police Department answered 1,821 calls for service. Of these calls 1,813 occurred in the Borough.

During the month we averaged 60.7 calls per day or 30.35 calls per 12 hour shift. For the year we have answered 6,642 calls. The daily average for the year is 55.35 calls per day or 27.66 calls per 12 hour shift.

During April 2012 we answered 1,727 calls. We answered 94 more calls this month than last April. This is an increase of 5.44% from last year. For the year we have answered 25 fewer calls than this time in 2012. This is a decrease of .37%.

Cc Borough Manager
Assistant Borough Manager
Mayor
Capt
Chief
All Personnel

MONTHLY REPORT TO COUNCIL
POLICE ACTIVITY BY WARD

APR 2013

TYPE OF CALL ANSWERED		WARD						BORO	
CODE	ACTIVITY	1	2	3	4	5	6	7	TOTAL
0100	MURDER -MANSLAUGHTER	0	0	0	0	0	0	0	0
0200	FORCIBLE RAPE	1	0	0	0	0	0	1	2
0300	ROBBERY	0	0	0	0	0	0	0	0
0400	AGGRAVATED ASSAULT	0	1	0	0	0	0	0	1
0500	BURGLARY	2	1	3	1	3	5	3	18
0600	THEFT	10	7	24	11	7	10	1	70
0700	MOTOR VEHICLE THEFT	0	1	2	0	0	1	0	4
0450	ASSAULTS OTHER	6	0	2	2	3	2	0	15
0900	ARSON	0	1	0	0	0	0	0	1
1100	FRAUD	2	1	2	2	1	3	0	11
1300	REC STOLEN PROPERTY	0	0	2	1	0	0	0	3
1410	CRIMINAL MISCHIEF VEHICLES	2	2	9	4	1	1	1	20
1420	CRIMINAL MISCHIEF BUILDINGS	5	1	3	1	0	0	2	12
1440	CRIMINAL MISCHIEF ALL OTHERS	1	1	5	1	0	0	1	9
1500	WEAPONS VIOLATIONS	0	0	1	0	1	0	0	2
1600	PROSTITUTION	0	0	0	0	0	0	0	0
1700	SEX OFFENSES	0	0	0	1	0	0	0	1
1800	NARCOTICS VIOLATIONS	4	3	3	2	2	1	1	16
2000	OFFENSES AGAINST FAMILY	1	0	3	0	0	0	0	4
2100	DUI	1	4	3	2	0	1	0	11
2200	LIQUOR LAW VIOLATIONS	0	0	0	0	0	0	0	0
2300	PUBLIC DRUNKENESS	5	9	9	0	3	2	0	28
2400	DISORDERLY CONDUCT	3	2	1	1	2	3	1	13
2450	HARASSMENT	10	5	8	8	2	4	5	42
2600	ALL OTHER VIOLATIONS	8	5	3	1	2	1	0	20
2691	OPEN CONTAINER VIOLATIONS	2	0	1	0	0	0	0	3
2800	CURFEW VIOLATIONS	0	0	0	0	0	0	0	0
2900	RUNAWAYS	2	0	0	0	0	0	0	2
3600	DOMESTIC DISTURBANCES	23	28	18	16	10	10	7	112
3610	OTHER DISTURBANCES	60	30	38	8	12	10	8	166
3810	FALSE ALARMS	3	3	14	1	7	10	13	51
3900	TRAFFIC AND PARKING PROBLEMS	8	24	22	7	9	12	6	88
6001	HIT AND RUN INJURY	0	0	0	0	0	0	0	0
6002	DEATH	0	0	0	0	0	0	0	0
6004	PROPERTY DAMAGE	1	0	0	0	0	1	0	2
6005	HIT AND RUN	0	2	3	4	1	2	2	14
6006	INJURY	1	0	5	2	0	1	1	10
6007	PEDESTRIAN	0	0	0	0	0	0	0	0
6008	NONINJURY	5	7	14	2	0	3	1	32
6010	OTHERS	0	0	0	0	0	0	0	0
6602	ABANDONED VEHICLES	5	7	6	2	3	2	1	26
8000	WARRANTS SERVED	3	8	1	2	0	1	1	16
MISC	ALL OTHER CALLS	169	330	192	59	53	104	81	988
TOTAL		343	483	397	141	122	190	137	1813
TOTAL 2012		375	513	317	140	129	172	81	1727
INCREASE OR DECREASE FROM 2012		-32	-30	80	1	-7	18	56	86
PERCENT INCREASE OR DECREASE		-9%	-6%	25%	1%	-5%	10%	69%	5%
TRAFFIC CITATIONS									
SPEEDING		1	0	23	0	0	6	5	35
ALL OTHER MOVING VIOLATIONS		21	28	54	10	7	17	10	147

Calls for Service - by UCR Code

Incidents Reported Between 04/01/2013 and 04/30/2013



All Municipalities

Code	Description	Primary Count	Secondary UCR Count		
			Code 2	Code 3	Code 4
0200	RAPE	1			
0293	FORCIBLE FONDLING	1			
0420	ASSAULT - KNIFE OR CUTTING INST	1			
0450	OTHER ASSAULTS - NOT AGGRAVATED	15			
0512	BURGLARY-FORCED ENTRY-RESIDENCE-DAY	4			
0513	BURGLARY-FORCED ENTRY-RESIDNTL-TIME UNKN	4			
0514	BURGLARY-FORCE ENTRY-NON-RESID-NIGHT	2			
0515	BURGLARY-FORCED ENTRY-NON-RESID-DAY	1			
0516	BURGLARY-FORCED ENTRY-NON-RESID-TIME UNK	2			
0522	UNLAWFUL ENTRY-NO FORCE-RESIDENCE-DAY	1			
0523	UNLAWFUL ENTRY-NO FORCE-RESIDENCE-UNK.	1			
0525	UNLAWFUL ENTRY-NO FORCE-NONRES-DAY	1			
0526	UNLAWFUL ENTRY-NO FORCE-NONRES.-UNKNOWN	1			
0534	ATTEMPTED FORCIBLE ENTRY-NONRES.-NIGHT	1			
0613	THEFT-\$200 & OVER-RETAIL THEFT	8			
0614	THEFT-\$200 & OVER-FROM AUTO (EXCPT 0615)	3			
0616	THEFT-\$200 & OVER-BICYCLES	2			
0617	THEFT-\$200 & OVER-FROM BUILDINGS	9			
0619	THEFT-\$200 & OVER-ALL OTHER	3			
0623	THEFT-\$50 TO \$200-RETAIL THEFT	3			
0624	THEFT-\$50 TO \$200-FROM AUTO (EXCPT 0625)	12			
0626	THEFT-\$50 TO \$200-BICYCLES	1			
0627	THEFT-\$50 TO \$200-FROM BUILDINGS	4			
0629	THEFT-\$50 TO \$200-ALL OTHER	6			
0633	THEFT-UNDER \$50-RETAIL THEFT	2			
0634	THEFT-UNDER \$50-FROM AUTO (EXCEPT 0635)	4			
0635	THEFT-UNDER \$50-AUTO PARTS & ACCESSORIES	2			
0637	THEFT - UNDER \$50 - FROM BUILDINGS	4			
0639	THEFT-UNDER \$50-ALL OTHER	4			
0643	THEFT-ATTEMPTED-RETAIL THEFT	2			
0644	THEFT-ATTEMPTED-FROM AUTO (EXCEPT 0645)	1			
0711	M.V. THEFT-AUTOS-STREET-COMMERCIAL AREA	1			
0712	M.V. THEFT - STREET - RESIDENTIAL AREA	1			
0713	M.V. THEFT - AUTOS - DRIVEWAY	1			
0723	M.V. THEFT - TRUCKS - DRIVEWAY	1			
0915	ARSON-EXPLOSIVE DEVICE-PUBLIC BUILDING	1			
1020	COUNTERFEITING	1			
1100	FRAUD	6			
1120	FRAUD - CREDIT CARDS	3	2		
1130	FRAUD - ALL OTHER (FLIM FLAM, CONFIDENCE	1			
1300	STOLEN PROPERTY-RECEIVING,POSSESSING,ETC	1	1		
1321	STOLEN PROP.-RECEIVING MOTOR VEHICLE	2			
1410	CRIMINAL MISCHIEF TO AUTOMOBILES	20	1		
1420	CRIMINAL MISCHIEF TO PRIVATE BUILDINGS	12	1		
1430	CRIMINAL MISCHIEF - PUBLIC BUILDINGS	0	1		
1440	CRIMINAL MISCHIEF - ALL OTHER	6			
1450	ALL OTHER VANDALISM(GRAFFITI)	3			
1500	WEAPONS-CARRYING,POSSESSING,ETC.	1			

Calls for Service - by UCR Code

Incidents Reported Between 04/01/2013 and 04/30/2013

All Municipalities

Code	Description	Primary Count	Secondary UCR Count		
			Code 2	Code 3	Code 4
1532	WEAPONS - POSSESSION - KNIFE	1			
1700	SEX OFFENSES (EXCEPT RAPE & PROSTITUTION)	1			
1811	NARCOTICS-SALE-MORPHINE,HEROIN,COCAINE	1			
1812	NARCOTICS-SALE-MARIJUANA, HASHISH, ETC.	3			
1831	NARCOTICS-POSSESSION-MORP,HERION,COCAINE	4			
1832	NARCOTICS-POSSESSION-MARIJUANA,ETC.	2	2		
1834	NARCOTICS-POSSESSION-OTHER DANGEROUS	6	3		
2000	OFFENSES AGAINST FAMILY & CHILDREN	4			
2110	DRIVING UNDER THE INFLUENCE-LIQUOR/DRUGS	6	2		
2111	DRIVING UNDER THE INFLUENCE - ALCOHOL	4			
2112	DRIVE UNDER INFLUENCE-ALCOHOL-IMPAIRED	1			
2300	PUBLIC DRUNKENNESS	28	1		
2400	DISORDERLY CONDUCT	4	1		
2410	HARASSMENT BY COMMUNICATION	17			
2420	DISORDERLY CONDUCT-PUBLIC PLACES	3			
2430	DISORDERLY CONDUCT - DRUGS	2			
2440	DISORDERLY CONDUCT-DISTURBING THE PEACE	3			
2450	HARASSMENT	25	3		
2460	DISORDERLY CONDUCT-OBSCENE LANGUAGE	1			
2600	ALL OTHER CRIMES CODE VIOLATIONS	5			
2616	ALL OTHERS - CONTEMPT OF COURT (NON M.V)	1	1		
2632	ALL OTHER OFFENSES - LITTERING	1			
2639	ALL OTHERS - ILLEGAL DUMPING	10			
2656	ALL OTHER - THREATS (KILL,BOMB,PHONE,ETC	1			
2660	ALL OTHER OFFENSES - TRESPASSING	2		1	
2691	OPEN CONTAINER ORDINANCE	3			
2910	LOST/MISSING PROPERTY	2			
2990	RUNAWAYS - (JUVENILE) - REPORTS	2			
3000	FOUND/RECOVERED PROPERTY	37			
3300	SUICIDES	1			
3310	ATTEMPTED SUICIDES	1			
3320	DOA	8			
3400	MENTAL HEALTH	26			
3500	SUSPICIOUS PERSONS,AUTOS,CIRCUMSTANCES	150			
3600	DISTURBANCES-DOMESTIC	112	10	5	
3610	DISTURBANCES-JUVENILE	7			
3620	DISTURBANCES-OTHER (FIGHTS,DISPUTES,ETC)	142			
3630	LOUD MUSIC DISTURBANCE	17			
3800	SERVICE CALL-MISCELLANEOUS	100			
3810	SERVICE CALL-ALARMS-UNFOUNDED-EXCPT FIRE	51			
3840	FIRES (INCLUDING ALARMS-FOUNDED/UNFOUND)	5			
3870	MEDICAL EMERGENCY	25	2		
3900	TRAFFIC & PARKING PROBLEMS	88			
4002	NON-CRIMINAL-ACCIDENT-HOME(NON-TRAFFIC)	1			
4010	NON-CRIMINAL-FIRES	1			
4014	NON-CRIMINAL-INVESTIGATE OPEN DOOR,ETC.	14			
4027	911 HANGUPS-UNFOUNDED	22			
4028	NON-CRIMINAL-OTHER INVESTIGATIONS	46			

Calls for Service - by UCR Code



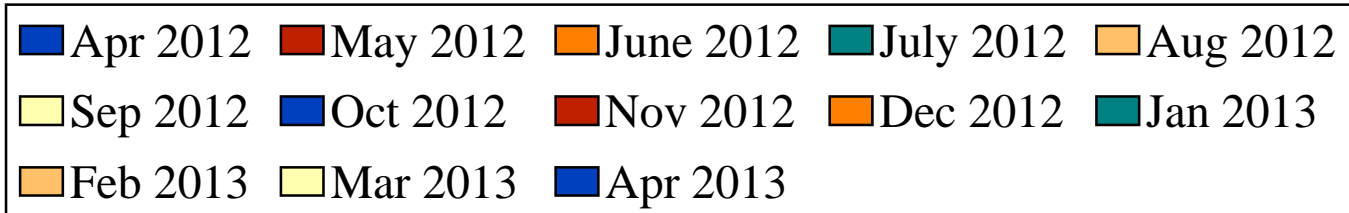
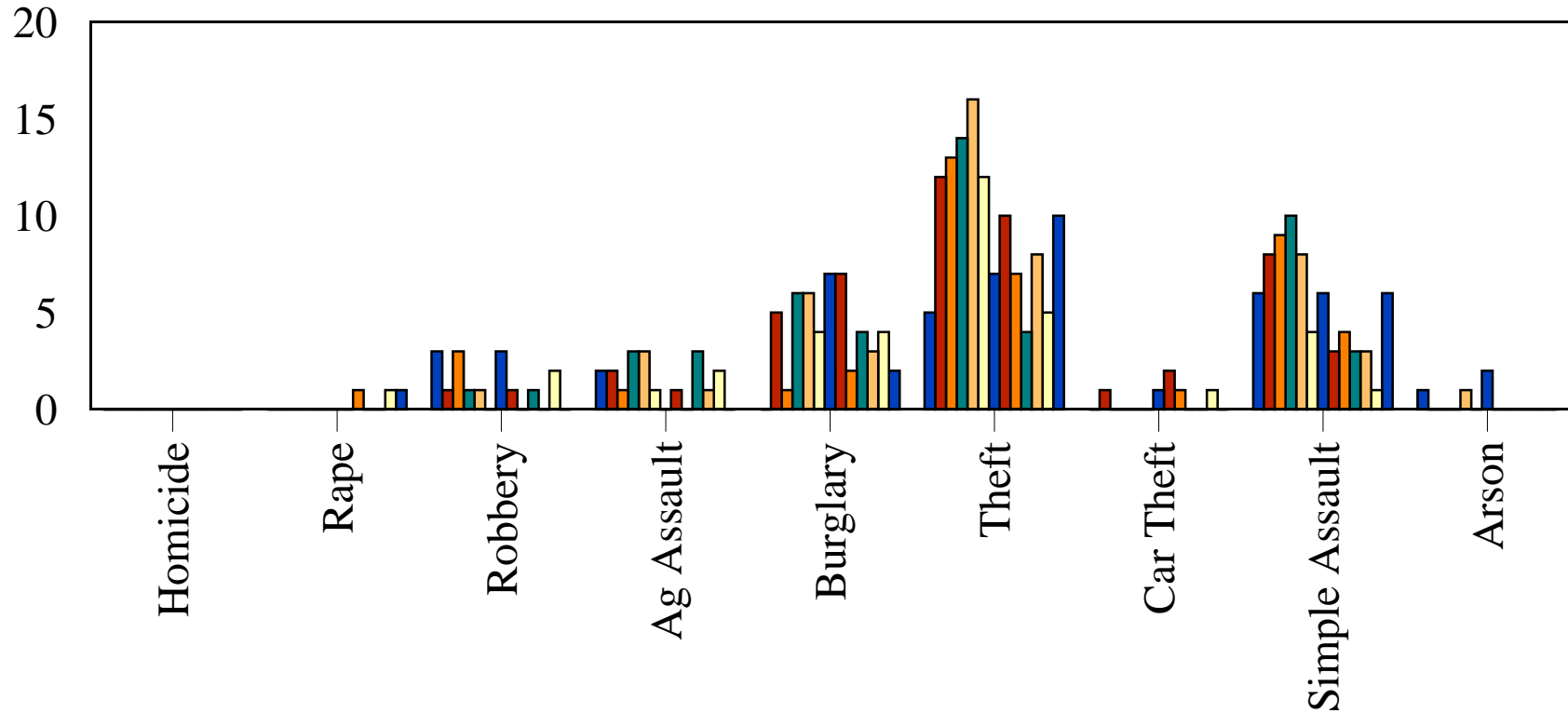
Incidents Reported Between 04/01/2013 and 04/30/2013

All Municipalities

Code	Description	Primary Count	Secondary UCR Count		
			Code 2	Code 3	Code 4
4029	GUNSHOTS	4			
5008	LOST & FOUND - LOST ARTICLES	2			
5100	JUVENILE	45			
5105	INFORMATION	3			
5502	ANIMAL COMPLAINTS - BARKING DOGS(UNF)	6			
5504	ANIMAL COMPLAINTS - DOG BITES	7			
5506	ANIMAL COMPLAINTS - STRAY ANIMALS	30			
5510	ANIMAL COMPLAINTS - OTHER	15			
5590	ANIMAL COMPLAINTS - REPORTS	9			
6004	TRAFFIC ACC. INVOLVING PROPERTY DAMAGE	2			
6005	TRAFFIC ACCIDENT- HIT AND RUN	14			
6006	TRAFFIC ACCIDENT INVOLVING INJURY	10			
6008	ACCIDENT INVOLVING NONINJURY	32	1		
6350	TRAFFIC ENFORCEMENT-PATROL	21			
6602	TRAFFIC RELATED -IMPOUNDED,ABANDON M.V.	26			
6605	TRAFFIC RELATED-UNFOUND ACCIDENT	1			
6607	TRAFFIC RELATED-SCHOOL CROSSING	5			
6608	TRAFFIC RELATED - ESCORTS	1			
6610	TRAFFIC RELATED - MOTORIST AID	5			
6613	TRAFFIC RELATED-SEIZED REG OR LICENSE	2			
6614	TRAFFIC RELATED - OTHER TRAFFIC	1			
7002	BUILDING CHECKS - OFFICER INITIATED	151			
7003	BUILDING CHECK BUSINESS	19			
7004	BUILDING CHECKS - VACATION,VACANT HOME	4			
7005	LIBRARY CHECK	1			
7502	ASSIST OTHER AGENCIES - FIRE DEPT.	24			
7504	ASSIST OTHER AGENCIES - OTHER POLICE	63			
7506	ASSISTING OTHER AGENCIES - ALL OTHERS	15			
7508	ASSIST POTTSTOWN POLICE	25			
7510	LIVE SCAN	22			
8110	WARRANTS - MONTGMERY COUNTY BENCH	8			
8114	WARRANTS - OTHER AUTHORITY-OTHER WARRANT	8			
8502	DEPARTMENTAL SERVICES - FINGERPRINTING	1			
8504	DEPARTMENTAL SERVICES - JAIL DUTY	59			
8518	DEPARTMENTAL SERVICES - RECORD CHECKS	2			
9000	ADMINISTRATIVE TASKS	1			
9012	ADMINISTRATION - OTHER MAINTENANCE	1			
9100	CARD STRUCK WHEN NOT NEEDED	12			
CITT	TRAFFIC CITATION	256			
	Total Calls	2,077			

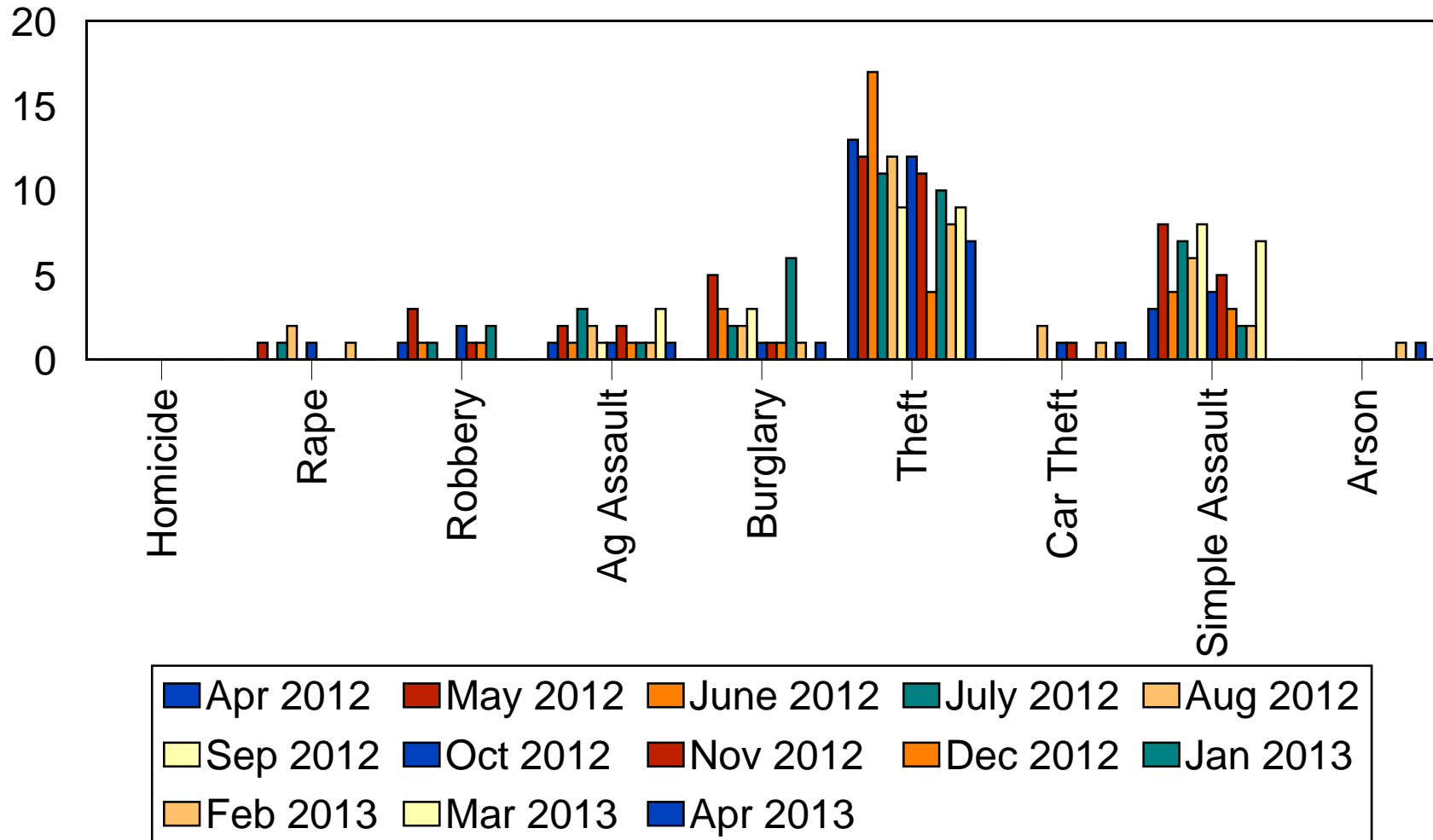
Ward 1

Part 1 Crimes - 12 Month Comparison



Ward 2

Part 1 Crimes - 12 Month Comparison



Ward 4

Part 1 Crimes - 12 Month Comparison

