

**POTTSTOWN POLICE DEPARTMENT
MEMORANDUM**

DATE: April 18, 2013
TO: BOROUGH COUNCIL
FROM: Chuck Bleile
Department Administrative Manager
REF: Monthly Report for March 2013

During March 2013 the Pottstown Police Department answered 1,735 calls for service. Of these calls 1,720 occurred in the Borough.

During the month we averaged 55.97 calls per day or 27.98 calls per 12 hour shift. For the year we have answered 4,821 calls. The daily average for the year is 53.57 calls per day or 26.78 calls per 12 hour shift.

During March 2012 we answered 1,810 calls. We answered 75 fewer calls this month than last March. This is an decrease of 4.14% from last year. For the year we have answered 119 fewer calls than this time in 2012. This is an decrease of 2.41%.

Cc Borough Manager
Assistant Borough Manager
Mayor
Capt
Chief
All Personnel

MONTHLY REPORT TO COUNCIL
POLICE ACTIVITY BY WARD

MAR 2013

TYPE OF CALL ANSWERED		WARD							BORO
CODE	ACTIVITY	1	2	3	4	5	6	7	TOTAL
0100	MURDER -MANSLAUGHTER	0	0	0	1	0	0	0	1
0200	FORCIBLE RAPE	1	0	1	2	0	2	0	6
0300	ROBBERY	2	0	0	0	0	0	0	2
0400	AGGRAVATED ASSAULT	2	3	0	0	1	0	0	6
0500	BURGLARY	4	0	2	3	2	2	2	15
0600	THEFT	5	9	20	7	4	4	3	52
0700	MOTOR VEHICLE THEFT	1	0	0	0	0	2	0	3
0450	ASSAULTS OTHER	1	7	1	1	2	1	1	14
0900	ARSON	0	0	0	0	0	0	0	0
1100	FRAUD	3	3	3	5	2	0	0	16
1300	REC STOLEN PROPERTY	0	0	1	0	0	0	0	1
1410	CRIMINAL MISCHIEF VEHICLES	0	0	3	1	0	0	0	4
1420	CRIMINAL MISCHIEF BUILDINGS	3	2	0	0	0	1	0	6
1440	CRIMINAL MISCHIEF ALL OTHERS	1	0	3	0	1	0	0	5
1500	WEAPONS VIOLATIONS	0	0	0	0	1	0	0	1
1600	PROSTITUTION	0	0	0	0	0	0	0	0
1700	SEX OFFENSES	1	1	0	0	0	0	0	2
1800	NARCOTICS VIOLATIONS	6	9	6	6	0	2	0	29
2000	OFFENSES AGAINST FAMILY	0	0	0	1	0	0	1	2
2100	DUI	3	3	0	0	0	1	1	8
2200	LIQUOR LAW VIOLATIONS	0	0	0	0	0	0	0	0
2300	PUBLIC DRUNKENESS	2	10	4	0	0	0	3	19
2400	DISORDERLY CONDUCT	2	4	2	1	2	1	2	14
2450	HARASSMENT	6	14	3	2	4	3	3	35
2600	ALL OTHER VIOLATIONS	6	1	1	1	4	1	0	14
2691	OPEN CONTAINER VIOLATIONS	0	2	0	0	0	0	0	2
2800	CURFEW VIOLATIONS	0	0	0	0	0	0	0	0
2900	RUNAWAYS	0	0	1	1	0	1	0	3
3600	DOMESTIC DISTURBANCES	29	14	22	4	7	8	8	92
3610	OTHER DISTURBANCES	38	23	30	5	8	18	5	127
3810	FALSE ALARMS	5	2	20	1	4	4	7	43
3900	TRAFFIC AND PARKING PROBLEMS	14	22	21	14	6	12	3	92
6001	HIT AND RUN INJURY	0	0	0	0	0	0	0	0
6002	DEATH	0	0	0	0	0	0	0	0
6004	PROPERTY DAMAGE	1	0	1	1	0	0	0	3
6005	HIT AND RUN	4	3	2	2	0	1	0	12
6006	INJURY	0	2	2	0	1	1	0	6
6007	PEDESTRIAN	0	0	0	0	1	0	0	1
6008	NONINJURY	3	6	11	9	3	5	5	42
6010	OTHERS	0	0	0	0	0	0	0	0
6602	ABANDONED VEHICLES	2	2	6	6	2	1	1	20
8000	WARRANTS SERVED	7	3	2	1	0	2	0	15
MISC	ALL OTHER CALLS	151	353	238	58	61	82	64	1007
TOTAL		303	498	406	133	116	155	109	1720
TOTAL 2012		378	485	411	130	149	161	93	1807
INCREASE OR DECREASE FROM 2012		-75	13	-5	3	-33	-6	16	-87
PERCENT INCREASE OR DECREASE		-20%	3%	-1%	2%	-22%	-4%	17%	-5%
TRAFFIC CITATIONS									
SPEEDING		0	0	0	0	0	1	4	5
ALL OTHER MOVING VIOLATIONS		55	43	29	6	10	23	17	183

MONTHLY REPORT TO COUNCIL
POLICE ACTIVITY BY WARD

MAR 2013

TYPE OF CALL ANSWERED		WARD							BORO
CODE	ACTIVITY	1	2	3	4	5	6	7	TOTAL
0100	MURDER -MANSLAUGHTER	0	0	0	1	0	0	0	1
0200	FORCIBLE RAPE	1	0	1	2	0	2	0	6
0300	ROBBERY	2	0	0	0	0	0	0	2
0400	AGGRAVATED ASSAULT	2	3	0	0	1	0	0	6
0500	BURGLARY	4	0	2	3	2	2	2	15
0600	THEFT	5	9	20	7	4	4	3	52
0700	MOTOR VEHICLE THEFT	1	0	0	0	0	2	0	3
0450	ASSAULTS OTHER	1	7	1	1	2	1	1	14
0900	ARSON	0	0	0	0	0	0	0	0
1100	FRAUD	3	3	3	5	2	0	0	16
1300	REC STOLEN PROPERTY	0	0	1	0	0	0	0	1
1410	CRIMINAL MISCHIEF VEHICLES	0	0	3	1	0	0	0	4
1420	CRIMINAL MISCHIEF BUILDINGS	3	2	0	0	0	1	0	6
1440	CRIMINAL MISCHIEF ALL OTHERS	1	0	3	0	1	0	0	5
1500	WEAPONS VIOLATIONS	0	0	0	0	1	0	0	1
1600	PROSTITUTION	0	0	0	0	0	0	0	0
1700	SEX OFFENSES	1	1	0	0	0	0	0	2
1800	NARCOTICS VIOLATIONS	6	9	6	6	0	2	0	29
2000	OFFENSES AGAINST FAMILY	0	0	0	1	0	0	1	2
2100	DUI	3	3	0	0	0	1	1	8
2200	LIQUOR LAW VIOLATIONS	0	0	0	0	0	0	0	0
2300	PUBLIC DRUNKENESS	2	10	4	0	0	0	3	19
2400	DISORDERLY CONDUCT	2	4	2	1	2	1	2	14
2450	HARASSMENT	6	14	3	2	4	3	3	35
2600	ALL OTHER VIOLATIONS	6	1	1	1	4	1	0	14
2691	OPEN CONTAINER VIOLATIONS	0	2	0	0	0	0	0	2
2800	CURFEW VIOLATIONS	0	0	0	0	0	0	0	0
2900	RUNAWAYS	0	0	1	1	0	1	0	3
3600	DOMESTIC DISTURBANCES	29	14	22	4	7	8	8	92
3610	OTHER DISTURBANCES	38	23	30	5	8	18	5	127
3810	FALSE ALARMS	5	2	20	1	4	4	7	43
3900	TRAFFIC AND PARKING PROBLEMS	14	22	21	14	6	12	3	92
6001	HIT AND RUN INJURY	0	0	0	0	0	0	0	0
6002	DEATH	0	0	0	0	0	0	0	0
6004	PROPERTY DAMAGE	1	0	1	1	0	0	0	3
6005	HIT AND RUN	4	3	2	2	0	1	0	12
6006	INJURY	0	2	2	0	1	1	0	6
6007	PEDESTRIAN	0	0	0	0	1	0	0	1
6008	NONINJURY	3	6	11	9	3	5	5	42
6010	OTHERS	0	0	0	0	0	0	0	0
6602	ABANDONED VEHICLES	2	2	6	6	2	1	1	20
8000	WARRANTS SERVED	7	3	2	1	0	2	0	15
MISC	ALL OTHER CALLS	151	353	238	58	61	82	64	1007
	TOTAL	303	498	406	133	116	155	109	1720
	TOTAL 2012	378	485	411	130	149	161	93	1807
	INCREASE OR DECREASE FROM 2012	-75	13	-5	3	-33	-6	16	-87
	PERCENT INCREASE OR DECREASE	-20%	3%	-1%	2%	-22%	-4%	17%	-5%
TRAFFIC CITATIONS									
	SPEEDING	0	0	0	0	0	1	4	5
	ALL OTHER MOVING VIOLATIONS	55	43	29	6	10	23	17	183

MONTHLY REPORT TO COUNCIL
POLICE ACTIVITY BY WARD

MAR 2013

TYPE OF CALL ANSWERED		WARD							BORO
CODE	ACTIVITY	1	2	3	4	5	6	7	TOTAL
0100	MURDER -MANSLAUGHTER	0	0	0	1	0	0	0	1
0200	FORCIBLE RAPE	1	0	1	2	0	2	0	6
0300	ROBBERY	2	0	0	0	0	0	0	2
0400	AGGRAVATED ASSAULT	2	3	0	0	1	0	0	6
0500	BURGLARY	4	0	2	3	2	2	2	15
0600	THEFT	5	9	20	7	4	4	3	52
0700	MOTOR VEHICLE THEFT	1	0	0	0	0	2	0	3
0450	ASSAULTS OTHER	1	7	1	1	2	1	1	14
0900	ARSON	0	0	0	0	0	0	0	0
1100	FRAUD	3	3	3	5	2	0	0	16
1300	REC STOLEN PROPERTY	0	0	1	0	0	0	0	1
1410	CRIMINAL MISCHIEF VEHICLES	0	0	3	1	0	0	0	4
1420	CRIMINAL MISCHIEF BUILDINGS	3	2	0	0	0	1	0	6
1440	CRIMINAL MISCHIEF ALL OTHERS	1	0	3	0	1	0	0	5
1500	WEAPONS VIOLATIONS	0	0	0	0	1	0	0	1
1600	PROSTITUTION	0	0	0	0	0	0	0	0
1700	SEX OFFENSES	1	1	0	0	0	0	0	2
1800	NARCOTICS VIOLATIONS	6	9	6	6	0	2	0	29
2000	OFFENSES AGAINST FAMILY	0	0	0	1	0	0	1	2
2100	DUI	3	3	0	0	0	1	1	8
2200	LIQUOR LAW VIOLATIONS	0	0	0	0	0	0	0	0
2300	PUBLIC DRUNKENESS	2	10	4	0	0	0	3	19
2400	DISORDERLY CONDUCT	2	4	2	1	2	1	2	14
2450	HARASSMENT	6	14	3	2	4	3	3	35
2600	ALL OTHER VIOLATIONS	6	1	1	1	4	1	0	14
2691	OPEN CONTAINER VIOLATIONS	0	2	0	0	0	0	0	2
2800	CURFEW VIOLATIONS	0	0	0	0	0	0	0	0
2900	RUNAWAYS	0	0	1	1	0	1	0	3
3600	DOMESTIC DISTURBANCES	29	14	22	4	7	8	8	92
3610	OTHER DISTURBANCES	38	23	30	5	8	18	5	127
3810	FALSE ALARMS	5	2	20	1	4	4	7	43
3900	TRAFFIC AND PARKING PROBLEMS	14	22	21	14	6	12	3	92
6001	HIT AND RUN INJURY	0	0	0	0	0	0	0	0
6002	DEATH	0	0	0	0	0	0	0	0
6004	PROPERTY DAMAGE	1	0	1	1	0	0	0	3
6005	HIT AND RUN	4	3	2	2	0	1	0	12
6006	INJURY	0	2	2	0	1	1	0	6
6007	PEDESTRIAN	0	0	0	0	1	0	0	1
6008	NONINJURY	3	6	11	9	3	5	5	42
6010	OTHERS	0	0	0	0	0	0	0	0
6602	ABANDONED VEHICLES	2	2	6	6	2	1	1	20
8000	WARRANTS SERVED	7	3	2	1	0	2	0	15
MISC	ALL OTHER CALLS	151	353	238	58	61	82	64	1007
TOTAL		303	498	406	133	116	155	109	1720
TOTAL 2012		378	485	411	130	149	161	93	1807
INCREASE OR DECREASE FROM 2012		-75	13	-5	3	-33	-6	16	-87
PERCENT INCREASE OR DECREASE		-20%	3%	-1%	2%	-22%	-4%	17%	-5%
TRAFFIC CITATIONS									
SPEEDING		0	0	0	0	0	1	4	5
ALL OTHER MOVING VIOLATIONS		55	43	29	6	10	23	17	183

Calls for Service - by UCR Code



Incidents Reported Between 03/01/2013 and 03/31/2013

All Municipalities

Code	Description	Primary Count	Secondary UCR Count		
			Code 2	Code 3	Code 4
0111	MURDER-FIREARM	1			
0200	RAPE	2			
0210	FORCIBLE RAPE	2			
0293	FORCIBLE FONDLING	2			
0346	STRONG ARM - RESIDENCE	2			
0420	ASSAULT - KNIFE OR CUTTING INST	2			
0440	ASSAULT - ATROCIOUS- HANDS,FISTS,FEET	4			
0450	OTHER ASSAULTS - NOT AGGRAVATED	14			
0511	BURGLARY-FORCED ENTRY-RESIDENCE-NIGHT	2			
0512	BURGLARY-FORCED ENTRY-RESIDENCE-DAY	4			
0513	BURGLARY-FORCED ENTRY-RESIDNTL-TIME UNKN	3			
0516	BURGLARY-FORCED ENTRY-NON-RESID-TIME UNK	2			
0521	UNLAWFUL ENTRY-NO FORCE-RESIDENCE-NIGHT	3			
0523	UNLAWFUL ENTRY-NO FORCE-RESIDENCE-UNK.	1			
0613	THEFT-\$200 & OVER-RETAIL THEFT	3			
0614	THEFT-\$200 & OVER-FROM AUTO (EXCPT 0615)	4			
0617	THEFT-\$200 & OVER-FROM BUILDINGS	11			
0619	THEFT-\$200 & OVER-ALL OTHER	5			
0623	THEFT-\$50 TO \$200-RETAIL THEFT	5			
0624	THEFT-\$50 TO \$200-FROM AUTO (EXCPT 0625)	1			
0627	THEFT-\$50 TO \$200-FROM BUILDINGS	2			
0629	THEFT-\$50 TO \$200-ALL OTHER	5			
0633	THEFT-UNDER \$50-RETAIL THEFT	2			
0634	THEFT-UNDER \$50-FROM AUTO (EXCEPT 0635)	3			
0635	THEFT-UNDER \$50-AUTO PARTS & ACCESSORIES	2			
0637	THEFT - UNDER \$50 - FROM BUILDINGS	7			
0639	THEFT-UNDER \$50-ALL OTHER	1			
0644	THEFT-ATTEMPTED-FROM AUTO (EXCEPT 0645)	1			
0710	MOTOR VEHICLE THEFT-AUTO	1			
0712	M.V. THEFT - STREET - RESIDENTIAL AREA	2			
1100	FRAUD	12	1		
1110	FRAUD - BAD CHECKS	1			
1120	FRAUD - CREDIT CARDS	1			
1130	FRAUD - ALL OTHER (FLIM FLAM, CONFIDENCE	2			
1300	STOLEN PROPERTY-RECEIVING,POSSESSING,ETC	1	1		
1410	CRIMINAL MISCHIEF TO AUTOMOBILES	4			
1420	CRIMINAL MISCHIEF TO PRIVATE BUILDINGS	5			
1430	CRIMINAL MISCHIEF - PUBLIC BUILDINGS	1			
1440	CRIMINAL MISCHIEF - ALL OTHER	5			
1500	WEAPONS-CARRYING,POSSESSING,ETC.	0	1	1	
1532	WEAPONS - POSSESSION - KNIFE	1			
1700	SEX OFFENSES (EXCEPT RAPE & PROSTITUTION	1			
1720	SEX OFFENSES - INDECENT EXPOSURE	1			
1811	NARCOTICS-SALE-MORPHINE,HEROIN,COCAINE	4			
1812	NARCOTICS-SALE-MARIJUANA, HASHISH, ETC.	5			
1813	DRUGS-SALE/MFG-SYNTHETIC NARCOTICS	1			
1831	NARCOTICS-POSSESSION-MORP,HERION,COCAINE	5	1		
1832	NARCOTICS-POSSESSION-MARIJUANA,ETC.	10			

Calls for Service - by UCR Code



Incidents Reported Between 03/01/2013 and 03/31/2013

All Municipalities

Code	Description	Primary Count	Secondary UCR Count		
			Code 2	Code 3	Code 4
1834	NARCOTICS-POSSESSION-OTHER DANGEROUS	4			
2000	OFFENSES AGAINST FAMILY & CHILDREN	1	1		
2020	OFFENSES AGAINST FAMILY-CHILD ABUSE	1			
2110	DRIVING UNDER THE INFLUENCE-LIQUOR/DRUGS	6	1		
2111	DRIVING UNDER THE INFLUENCE - ALCOHOL	2			
2300	PUBLIC DRUNKENNESS	19	2		
2400	DISORDERLY CONDUCT	9	2		
2410	HARASSMENT BY COMMUNICATION	8			
2420	DISORDERLY CONDUCT-PUBLIC PLACES	1			
2430	DISORDERLY CONDUCT - DRUGS	1			
2440	DISORDERLY CONDUCT-DISTURBING THE PEACE	3			
2450	HARASSMENT	27	1		
2600	ALL OTHER CRIMES CODE VIOLATIONS	1			
2639	ALL OTHERS - ILLEGAL DUMPING	7			
2647	ALL OTHERS - PROTECTIVE ORDERS	1			
2660	ALL OTHER OFFENSES - TRESPASSING	5	2		
2691	OPEN CONTAINER ORDINANCE	2	1		
2710	TRAFFIC OFFENSES (COURT CASES NOT DUI)	1			
2900	LOST/MISSING PERSONS	1			
2990	RUNAWAYS - (JUVENILE) - REPORTS	3			
3000	FOUND/RECOVERED PROPERTY	26	1		
3320	DOA	2			
3400	MENTAL HEALTH	25	2		
3500	SUSPICIOUS PERSONS,AUTOS,CIRCUMSTANCES	120			
3600	DISTURBANCES-DOMESTIC	92	11	2	
3610	DISTURBANCES-JUVENILE	3			
3620	DISTURBANCES-OTHER (FIGHTS,DISPUTES,ETC)	109	1		
3630	LOUD MUSIC DISTURBANCE	14			
3640	ANIMAL COMPLAINTS-BARKING DOGS(FOUNDED)	1			
3800	SERVICE CALL-MISCELLANEOUS	89	1		
3810	SERVICE CALL-ALARMS-UNFOUNDED-EXCPT FIRE	43			
3830	SERVICE CALL-ASSIST OTHER AGENCY	1			
3840	FIRES (INCLUDING ALARMS-FOUNDED/UNFOUND)	4			
3870	MEDICAL EMERGENCY	36			
3900	TRAFFIC & PARKING PROBLEMS	92			
4014	NON-CRIMINAL-INVESTIGATE OPEN DOOR,ETC.	14			
4027	911 HANGUPS-UNFOUNDED	20			
4028	NON-CRIMINAL-OTHER INVESTIGATIONS	51			
4029	GUNSHOTS	4			
5002	LOST & FOUND - FOUND ANIMAL	1			
5008	LOST & FOUND - LOST ARTICLES	2			
5014	LOST & FOUND - MISSING ADULT FEMALES	3			
5100	JUVENILE	31			
5105	INFORMATION	6			
5502	ANIMAL COMPLAINTS - BARKING DOGS(UNF)	9			
5504	ANIMAL COMPLAINTS - DOG BITES	6			
5506	ANIMAL COMPLAINTS - STRAY ANIMALS	44			
5510	ANIMAL COMPLAINTS - OTHER	6			

Calls for Service - by UCR Code




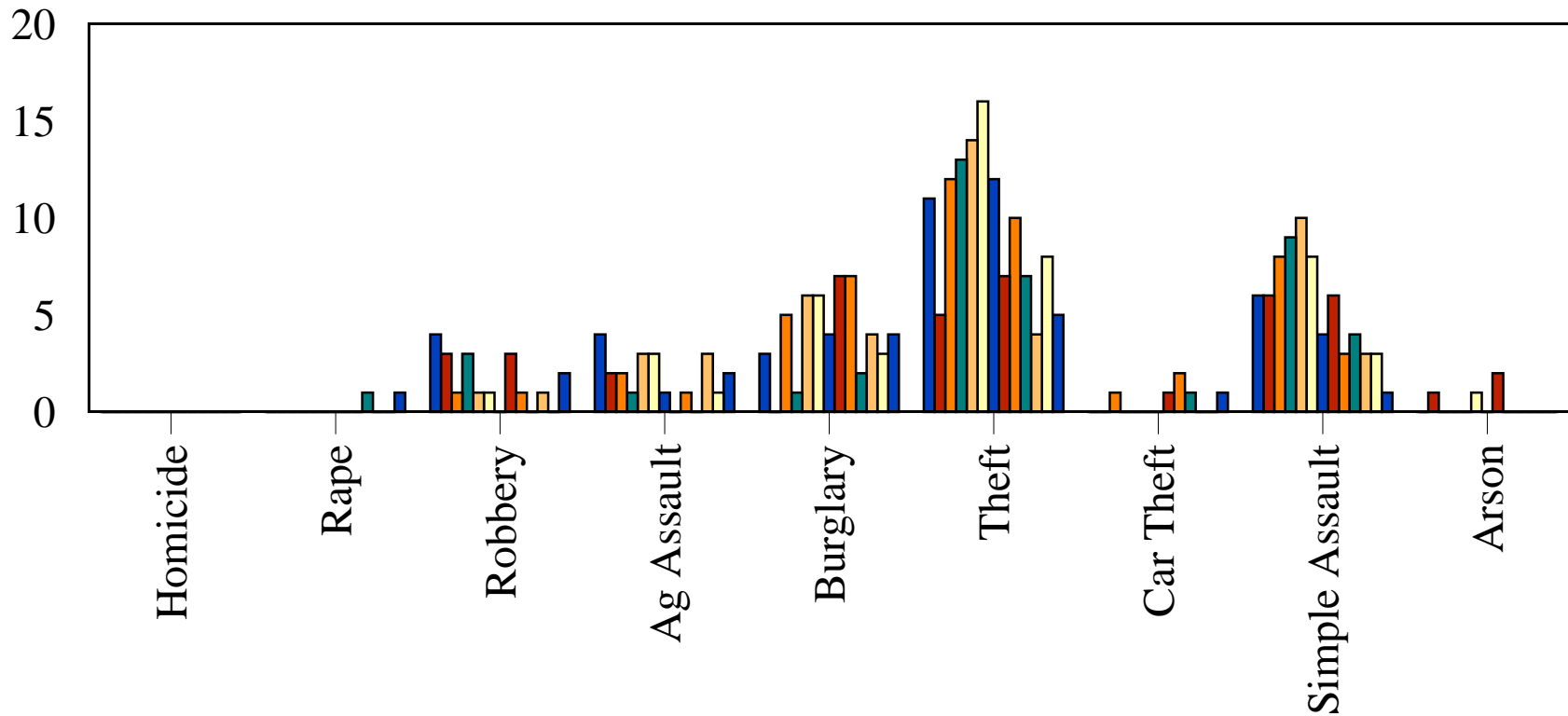
Incidents Reported Between 03/01/2013 and 03/31/2013

All Municipalities

Code	Description	Primary Count	Secondary UCR Count		
			Code 2	Code 3	Code 4
5590	ANIMAL COMPLAINTS - REPORTS	11			
6004	TRAFFIC ACC. INVOLVING PROPERTY DAMAGE	3			
6005	TRAFFIC ACCIDENT- HIT AND RUN	12			
6006	TRAFFIC ACCIDENT INVOLVING INJURY	6			
6007	TRAFFIC ACCIDENT-PEDESTRIAN	1			
6008	ACCIDENT INVOLVING NONINJURY	42			
6350	TRAFFIC ENFORCEMENT-PATROL	34			
6602	TRAFFIC RELATED -IMPOUNDED,ABANDON M.V.	20			
6605	TRAFFIC RELATED-UNFOUND ACCIDENT	3			
6607	TRAFFIC RELATED-SCHOOL CROSSING	3			
6608	TRAFFIC RELATED - ESCORTS	1			
6610	TRAFFIC RELATED - MOTORIST AID	8			
6613	TRAFFIC RELATED-SEIZED REG OR LICENSE	4			
6614	TRAFFIC RELATED - OTHER TRAFFIC	1			
7002	BUILDING CHECKS - OFFICER INITIATED	190			
7003	BUILDING CHECK BUSINESS	25			
7004	BUILDING CHECKS - VACATION,VACANT HOME	1			
7005	LIBRARY CHECK	5			
7006	PUBLIC SERVICES - LOCK OUT	1			
7502	ASSIST OTHER AGENCIES - FIRE DEPT.	34			
7504	ASSIST OTHER AGENCIES - OTHER POLICE	77			
7506	ASSISTING OTHER AGENCIES - ALL OTHERS	17			
7508	ASSIST POTTSTOWN POLICE	24			
7510	LIVE SCAN	19			
8012	WARRANTS - LOCAL - TRAFFIC/CONTEMPT	1			
8110	WARRANTS - MONTGMERY COUNTY BENCH	9	3		
8114	WARRANTS - OTHER AUTHORITY-OTHER WARRANT	5		1	
8504	DEPARTMENTAL SERVICES - JAIL DUTY	52			
8518	DEPARTMENTAL SERVICES - RECORD CHECKS	2			
9100	CARD STRUCK WHEN NOT NEEDED	8			
CITT	TRAFFIC CITATION	228			
	Total Calls	1,963			

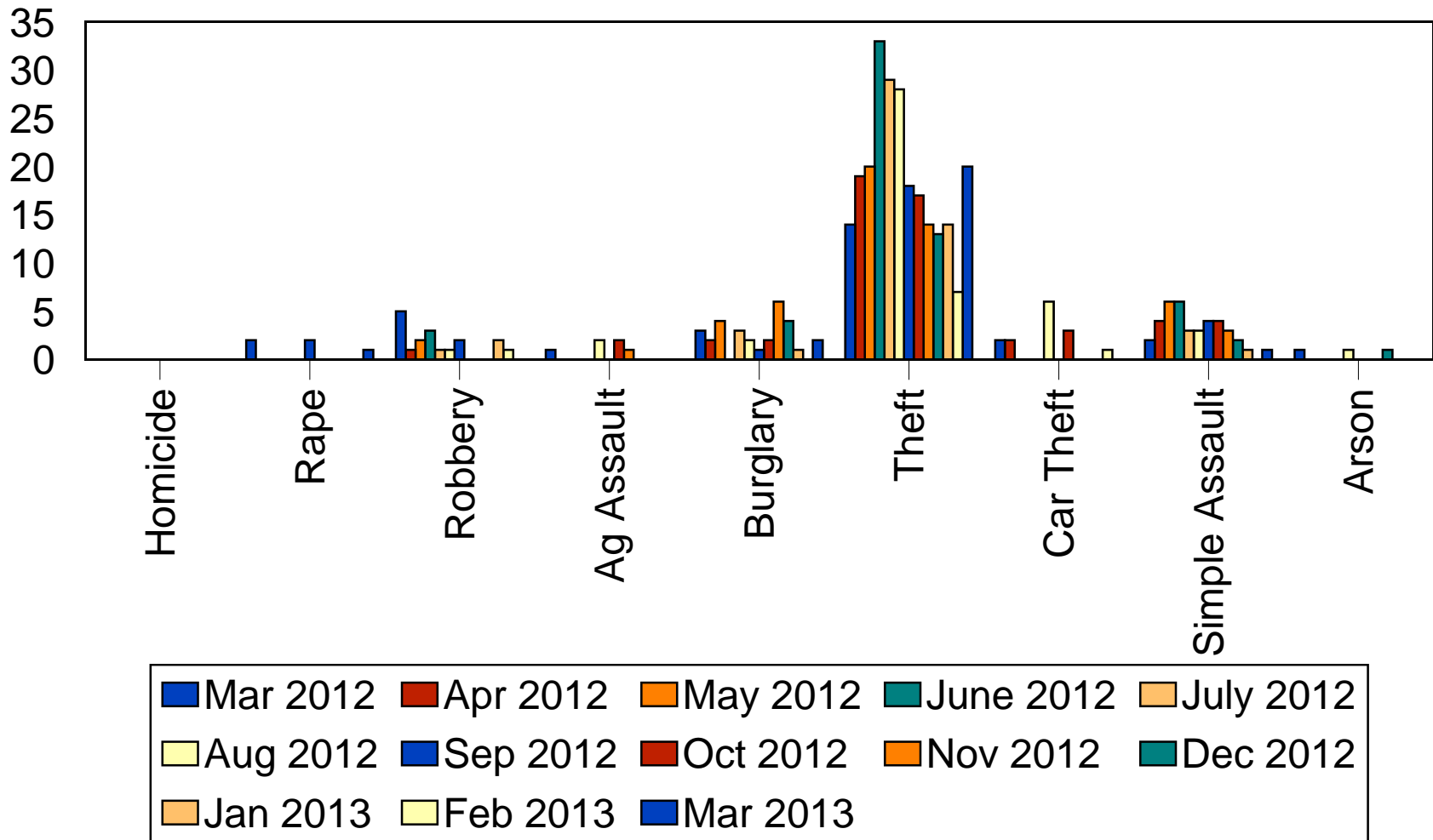
Ward 1

Part 1 Crimes - 12 Month Comparison



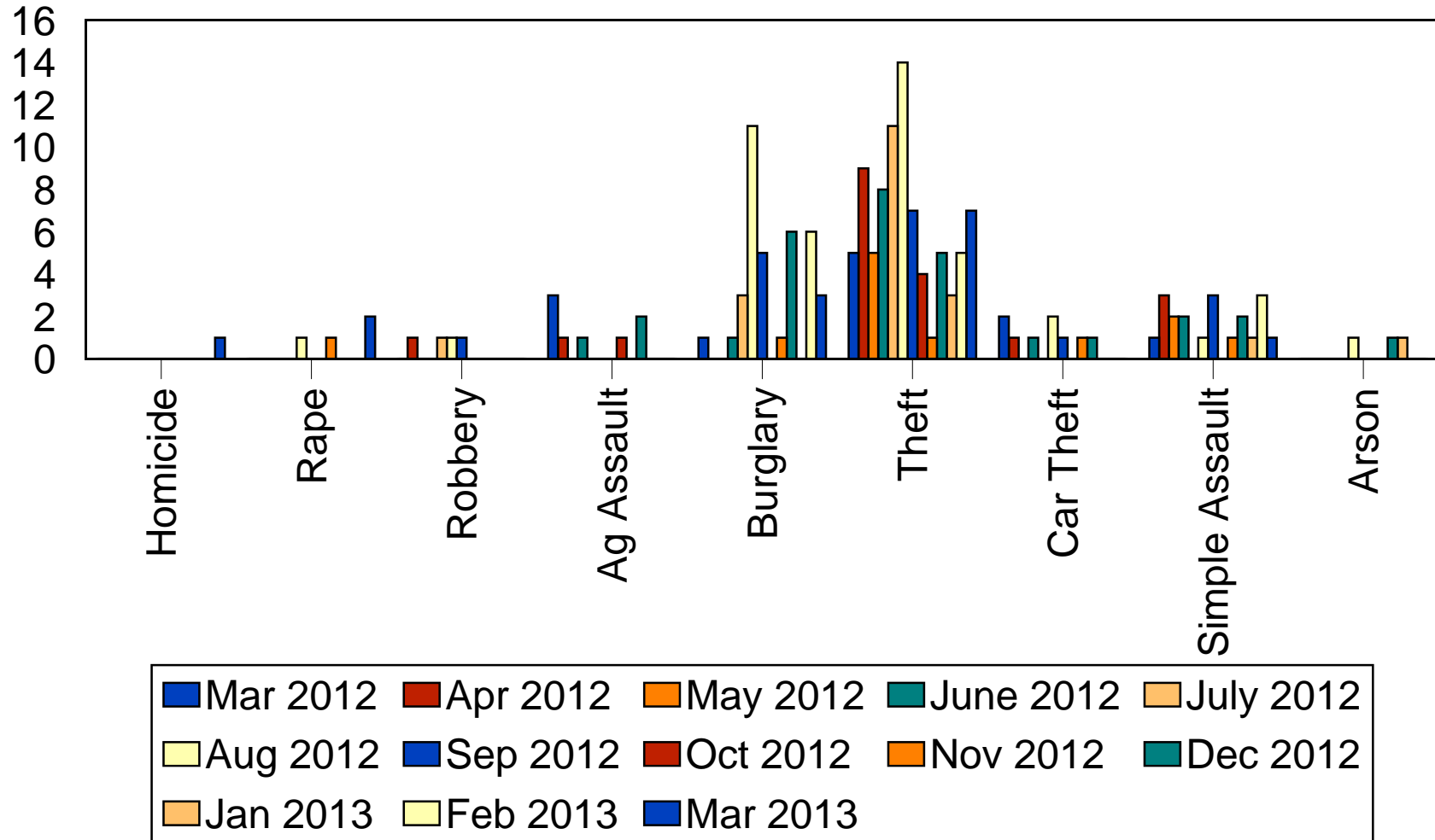
Ward 3

Part 1 Crimes - 12 Month Comparison



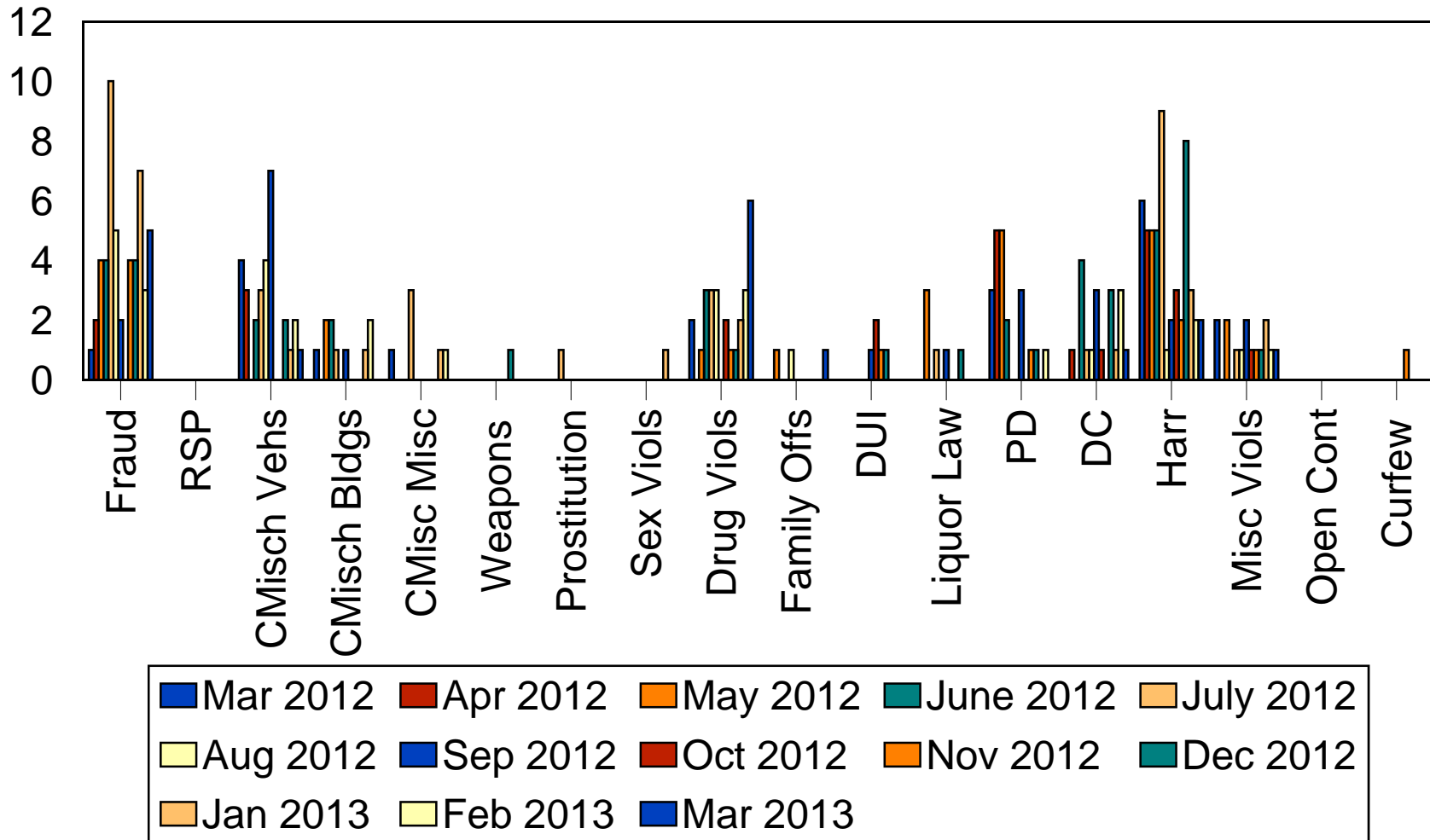
Ward 4

Part 1 Crimes - 12 Month Comparison



Ward 4

Part 2 Crimes - 12 Month Comparison



Ward 6

Part 1 Crimes - 12 Month Comparison

